

R50AF4C6B TOP VIEW

ADA ACCESSIBILITY GUIDELINE - ADAAG CONFORMANCE

ELEVATED	ACCESSIBLE	RAMP ACCESSIBLE	GROUND	TYPES
6	6/3	0	2/2	2/2

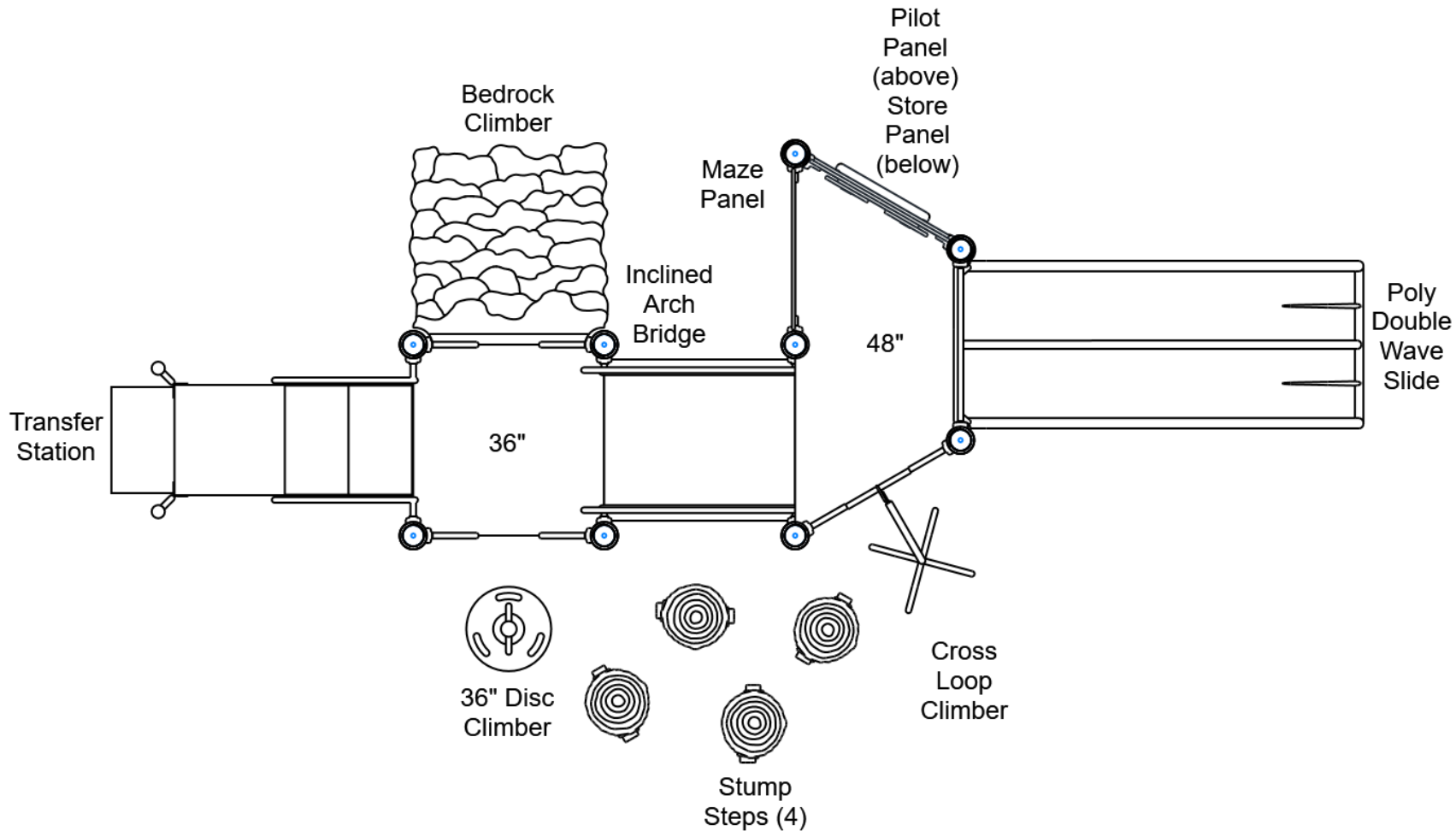
R5

FOR KIDS
AGES
2-5

GENERAL NOTES:

This conceptual plan is based on information provided prior to construction. Detailed site information, including the following, should be obtained, evaluated, and utilized in the final project design. Exact site dimensions, topography, existing utilities, soil conditions and drainage solutions.

WARNING: Accessible safety surfacing material is required beneath and around this equipment that has a critical height value (Fall Height) appropriate for the highest accessible part of this equipment. Refer to the CPSC's Handbook For Public Playground Safety, Section 4: Surfacing.



STRUCTURE#: R50AF4C6B

PROJECT#: R50AF4C6B

DATE: 4/21/2020 | DRAWN BY: Derick

MIN. USE ZONE: 37' x 25'

PLAYCRAFT REP:

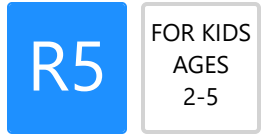
Playcraft Direct, Inc.



R50AF4C6B SITE PLAN

ADA ACCESSIBILITY GUIDELINE - ADAAG CONFORMANCE

ELEVATED	ACCESSIBLE	RAMP ACCESSIBLE	GROUND	TYPES
6	6/3	0	2/2	2/2

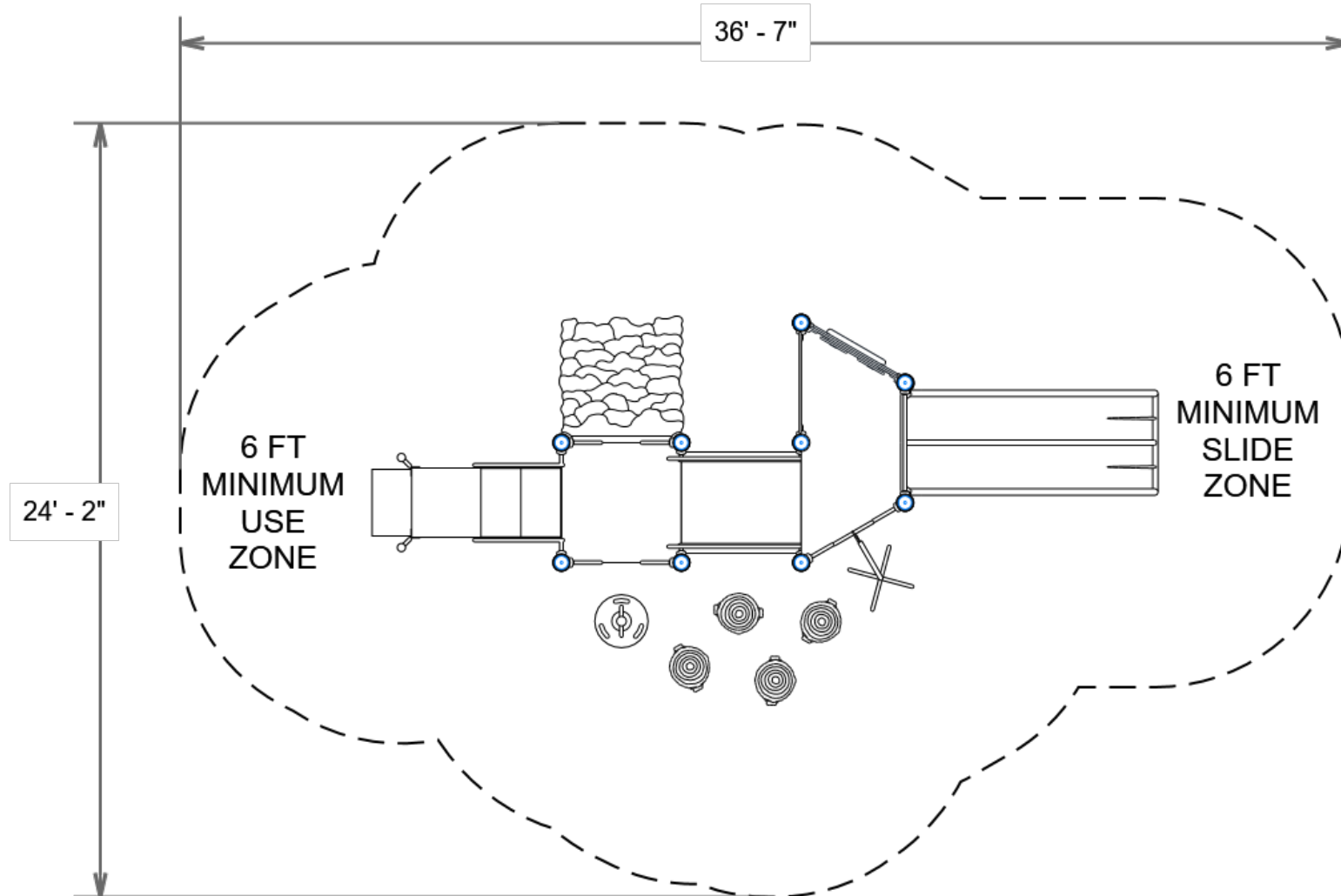


GENERAL NOTES:

This Preliminary Site Plan is based on measurements that were provided in the initial planning phase. All dimensions must be verified prior to the submission of a purchase order. Playcraft Systems will not be held responsible for any discrepancies between actual dimensions and dimensions submitted in the planning phase.

The Minimum Use Zone for a play structure is based on the product design at the time of proposal. Components and structure designs may be subject to change which may affect dimensions. Therefore, before preparing the site, we strongly recommend obtaining final drawings from the factory (available after the order is placed and included in the Assembly Manual).

WARNING: Accessible safety surfacing material is required beneath and around this equipment that has a critical height value (Fall Height) appropriate for the highest accessible part of this equipment. Refer to the CPSC'S Handbook For Public Playground Safety, Section 4: Surfacing.



PROJECT#: R50AF4C6B

DATE: 4/21/2020 | DRAWN BY: Derick

MIN. USE ZONE: 37' x 25'

PLAYCRAFT REP:

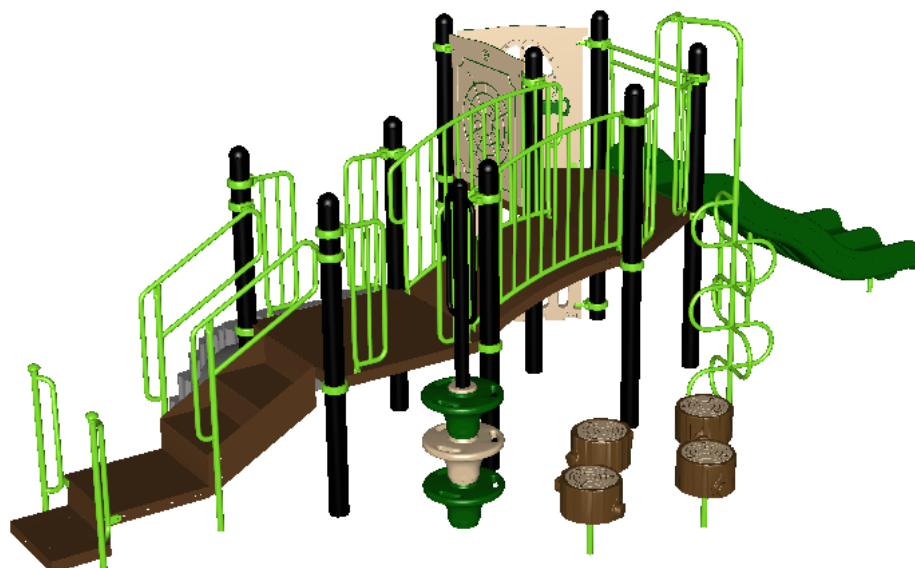
Playcraft Direct, Inc.



R50AF4C6B
SW VIEW

R5

FOR KIDS
AGES
2-5



STRUCTURE#: R50AF4C6B

PROJECT#: R50AF4C6B

DATE: 4/21/2020 | DRAWN BY: Derick

R50AF4C6B
NE VIEW

R5

FOR KIDS
AGES
2-5



STRUCTURE#: R50AF4C6B
PROJECT#: R50AF4C6B
DATE: 4/21/2020 | DRAWN BY: Derick



Bill of Materials

R50AF4C6B

Project# R50AF4C6B

4/21/2020

Item	Description	Quantity
R50AF4C6B		
HS-1004-R	Collars	24
GF-7002	Dome Cap, R5	9
S-1010-R5-10ft	Post, 10ft R5	4
S-1011-R5-11ft	Post, 11ft R5	5
S-1101-R5	Square Deck	1
S-1103-R5	Hex Deck, Half (5 Post)	1
S-1209-24-R5	Transfer Station, 36in-C	1
S-1228-3	Climber, Bedrock 36in	1
S-1229-4R	Climber, Cross Loop 42-48in	1
S-1233-3-HW	Climber, Disc 30-36in (w/ HW)	1
S-1305-R5	Double Slide SitDown Wall	1
S-1309-2-R5	Half Walls (Pair) R5	2
S-1310-R5	Transition Wall	1
S-1514-45R5	Bridge, Inclined Arch (45in)	1
S-1607-R5	Maze Panel	1
S-1615-R5	Store Panel	1
S-1643-R5	Pilot Panel	1
S-1702-4R5	Slide, Wave 48in (Double)	1
S-1961	Stump Step 12-18in	4
HS-1007-R5	Extra Hardware	2