

R50AAB12A

TOP VIEW

ADA ACCESSIBILITY GUIDELINE - ADAAG CONFORMANCE

ELEVATED	ACCESSIBLE	RAMP ACCESSIBLE	GROUND	TYPES
6	6/3	0	3/2	2/2

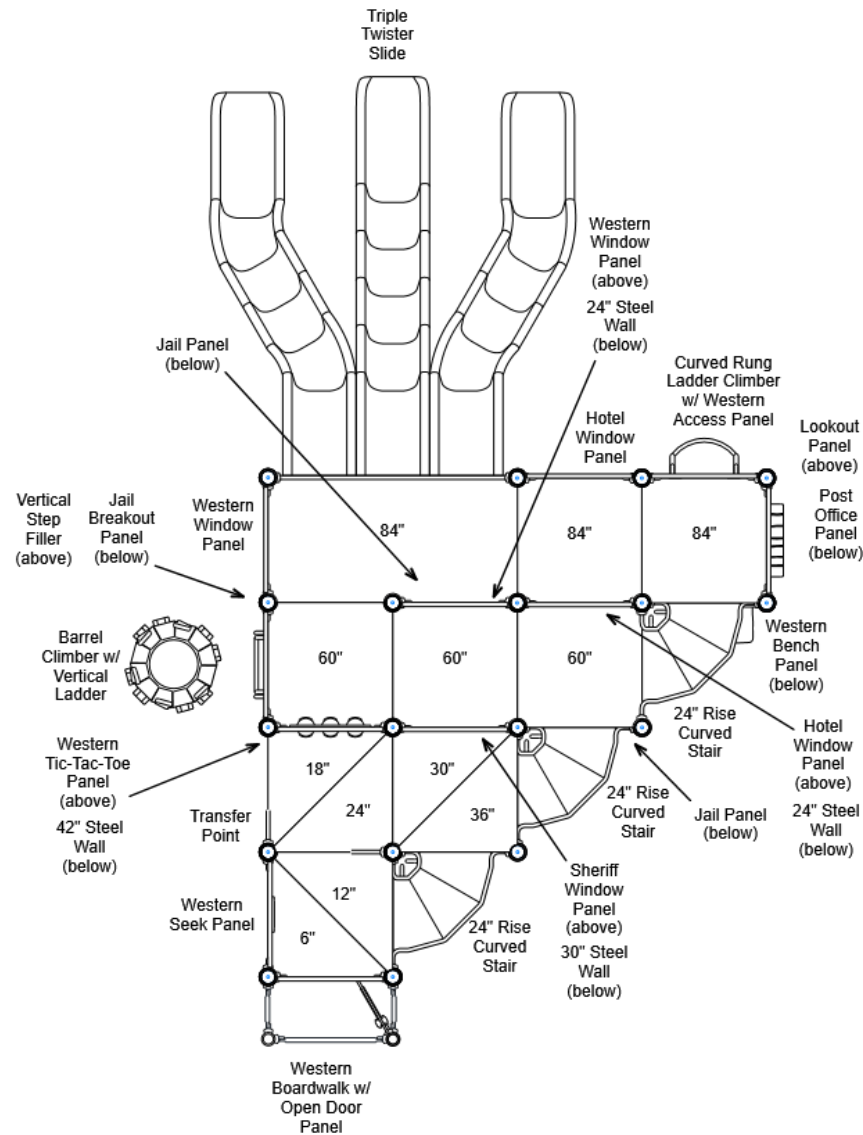
R5

FOR KIDS
AGES
5-12

GENERAL NOTES:

This conceptual plan is based on information provided prior to construction. Detailed site information, including the following, should be obtained, evaluated, and utilized in the final project design. Exact site dimensions, topography, existing utilities, soil conditions and drainage solutions.

WARNING: Accessible safety surfacing material is required beneath and around this equipment that has a critical height value (Fall Height) appropriate for the highest accessible part of this equipment. Refer to the CPSC'S Handbook For Public Playground Safety, Section 4: Surfacing.



STRUCTURE#: R50AAB12A

PROJECT#: R50AAB12A

DATE: 12/11/2019 | DRAWN BY: Nathaniel

MIN. USE ZONE: 32' x 43'

PLAYCRAFT REP:

Playcraft Direct, Inc.



R50AAB12A SITE PLAN

ADA ACCESSIBILITY GUIDELINE - ADAAG CONFORMANCE

ELEVATED	ACCESSIBLE	RAMP ACCESSIBLE	GROUND	TYPES
6	6/3	0	3/2	2/2

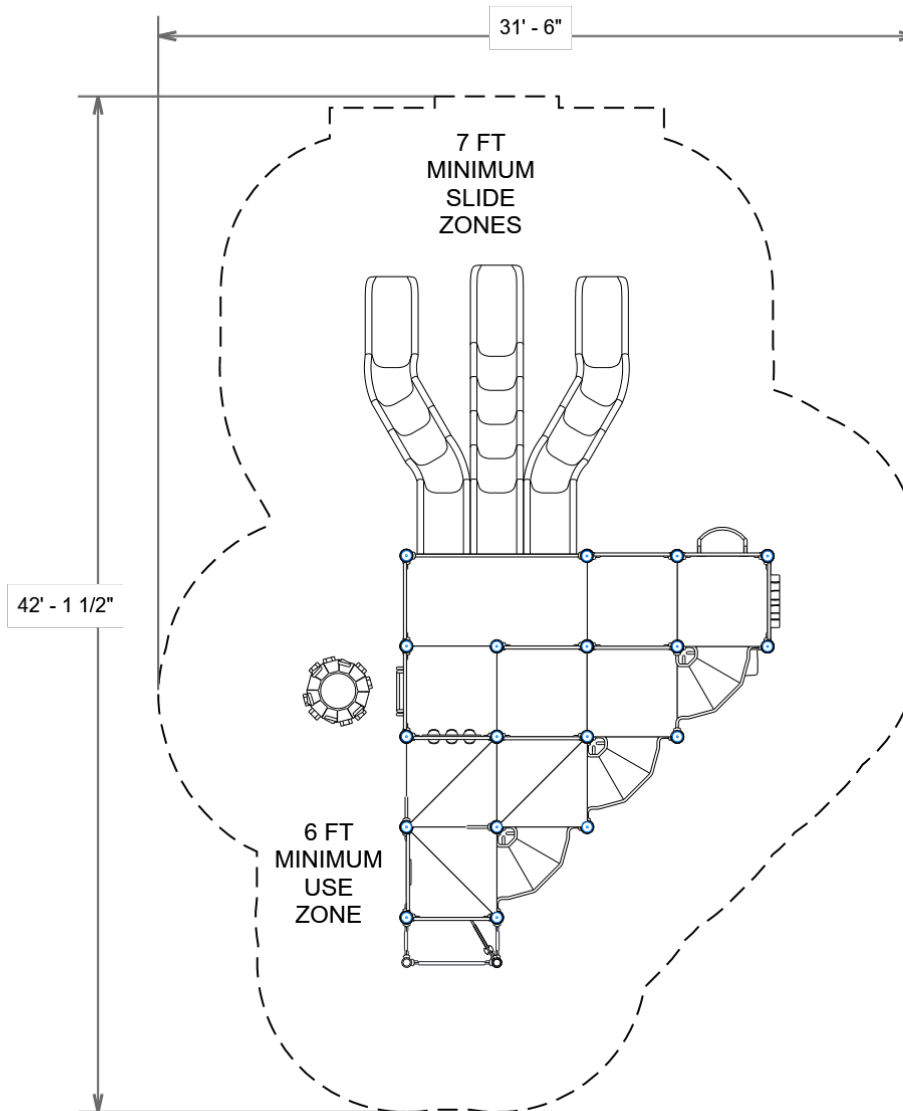


GENERAL NOTES:

This Preliminary Site Plan is based on measurements that were provided in the initial planning phase. All dimensions must be verified prior to the submission of a purchase order. Playcraft Systems will not be held responsible for any discrepancies between actual dimensions and dimensions submitted in the planning phase.

The Minimum Use Zone for a play structure is based on the product design at the time of proposal. Components and structure designs may be subject to change which may affect dimensions. Therefore, before preparing the site, we strongly recommend obtaining final drawings from the factory (available after the order is placed and included in the Assembly Manual).

WARNING: Accessible safety surfacing material is required beneath and around this equipment that has a critical height value (Fall Height) appropriate for the highest accessible part of this equipment. Refer to the CPSC'S Handbook For Public Playground Safety, Section 4: Surfacing.



PROJECT#: R50AAB12A

DATE: 12/11/2019 | DRAWN BY: Nathaniel

MIN. USE ZONE: 32' x 43'

PLAYCRAFT REP:


Playcraft Direct, Inc.



R50AAB12A
SW VIEW

R5

FOR KIDS
AGES
5-12




STRUCTURE#: R50AAB12A
PROJECT#: R50AAB12A
DATE: 12/11/2019 | DRAWN BY: Nathaniel

R50AAB12A
NE VIEW

R5

FOR KIDS
AGES
5-12



STRUCTURE#: R50AAB12A

PROJECT#: R50AAB12A

DATE: 12/11/2019 | DRAWN BY: Nathaniel

PLAYCRAFT
SYSTEMS



Bill of Materials

R50AAB12A

Project# R50AAB12A

12/11/2019

Item	Description	Quantity
R50AAB12A		
HS-1004-R	Collars	127
16-12-0002	ADA Stairs, 24in Rise w/ Walls (Curved)	3
GF-7002	Dome Cap, R5	18
S-1009-R5-09ft	Post, 09ft R5	1
S-1010-R5-10ft	Post, 10ft R5	1
S-1011-R5-11ft	Post, 11ft R5	3
S-1013-R5-13ft	Post, 13ft R5	4
S-1015-R5-15ft	Post, 15ft R5	9
S-1101-R5	Square Deck	5
S-1104-R5-90	Long Deck (90in)	1
S-1105-R5	Half Deck	6
S-1110-R	Filler, 12in	1
S-1211-R	Filler, Step - 24in, R5	1
S-12741-1210	Climber, Barrel 60in (w/ Ladder)	1
S-1282-7	Climber, Curved Rung Ladder 78-84in	1
S-1301-24R5	Wall, Steel (24in)	2
S-1301-30R5	Wall, Steel (30in)	1
S-1301-42R5	Wall, Steel (42in)	1
S-1309-R5	Half Walls (Single, Right)	2
S-1343-WST	Jail Breakout Panel	1
S-1674-ACC-R5	Western Access Panel	1
S-1674-BCH	Bench Panel	1
S-1674-BW	Boardwalk (1 Deck)	1
S-1674-HTL	Hotel Window Panel	2
S-1674-JAIL	Jail Panel	2



Bill of Materials (continued)

Item	Description	Quantity
S-1674-LOOK	Lookout Panel	1
S-1674-OPN	Open Door Panel	1
S-1674-POF	Post Office Panel	1
S-1674-SEEK	Seek Panel (Western)	1
S-1674-SHF	Sheriff Window Panel	1
S-1674-TTT	Western Tic-Tac-Toe Panel	1
S-1674-WIN	Western Window Panel	2
S-1710-3-7R5-LRS8RL	Slide, Triple Twister 84in (L-R-S8-R-L)	1
HS-1100-2	Deck to Deck Hardware	3