

R50A5AEEA

TOP VIEW

ADA ACCESSIBILITY GUIDELINE - ADAAG CONFORMANCE

ELEVATED	ACCESSIBLE	RAMP ACCESSIBLE	GROUND	TYPES
17	12/9	0	6/6	4/3

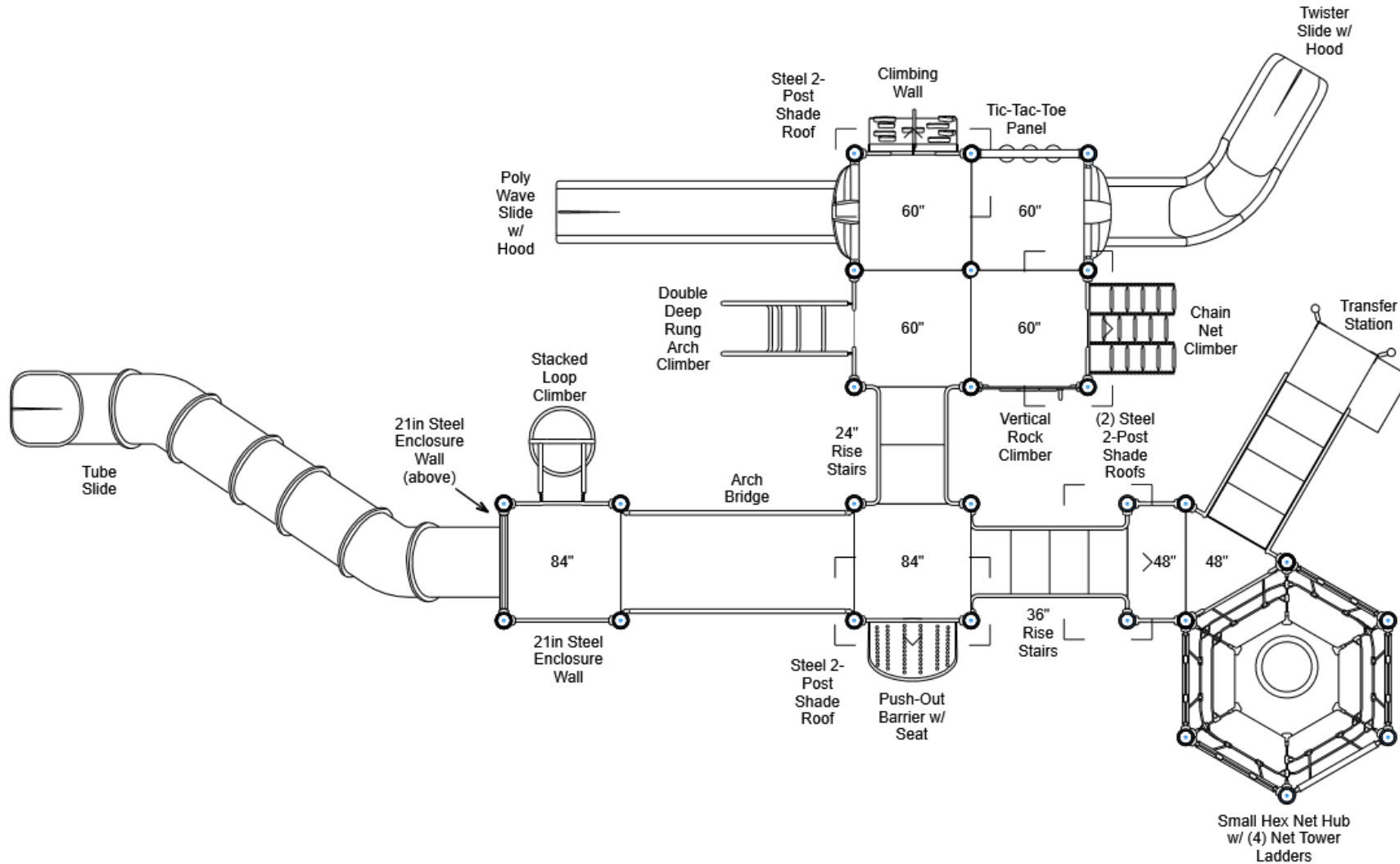
R5

FOR KIDS
AGES
5-12

GENERAL NOTES:

This conceptual plan is based on information provided prior to construction. Detailed site information, including the following, should be obtained, evaluated, and utilized in the final project design. Exact site dimensions, topography, existing utilities, soil conditions and drainage solutions.

WARNING: Accessible safety surfacing material is required beneath and around this equipment that has a critical height value (Fall Height) appropriate for the highest accessible part of this equipment. Refer to the CPSC'S Handbook For Public Playground Safety, Section 4: Surfacing.



STRUCTURE#: R50A5AEEA
PROJECT#: R50A5AEEA
DATE: 8/17/2021

MIN. USE ZONE: 58' x 54'

PLAYCRAFT REP:
Playcraft Direct, Inc.

R50A5AEEA
TOP VIEW

ADA ACCESSIBILITY GUIDELINE - ADAAG CONFORMANCE

ELEVATED	ACCESSIBLE	RAMP ACCESSIBLE	GROUND	TYPES
17	12/9	0	6/6	4/3

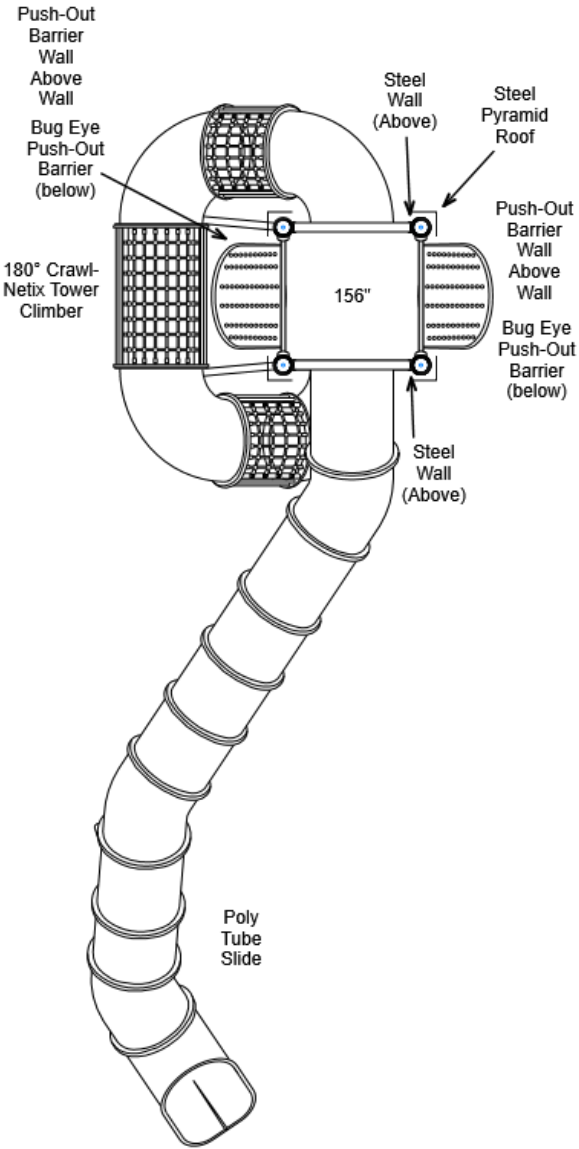
R5

FOR KIDS
AGES
5-12

GENERAL NOTES:

This conceptual plan is based on information provided prior to construction. Detailed site information, including the following, should be obtained, evaluated, and utilized in the final project design. Exact site dimensions, topography, existing utilities, soil conditions and drainage solutions.

WARNING: Accessible safety surfacing material is required beneath and around this equipment that has a critical height value (Fall Height) appropriate for the highest accessible part of this equipment. Refer to the CPSC'S Handbook For Public Playground Safety, Section 4: Surfacing.



STRUCTURE#: R50A5AEEA
PROJECT#: R50A5AEEA
DATE: 8/17/2021

MIN. USE ZONE: 58' x 54'

PLAYCRAFT REP:
Playcraft Direct, Inc.

R50A5AEEA
TOP VIEW

ADA ACCESSIBILITY GUIDELINE - ADAAG CONFORMANCE

ELEVATED	ACCESSIBLE	RAMP ACCESSIBLE	GROUND	TYPES
17	12/9	0	6/6	4/3

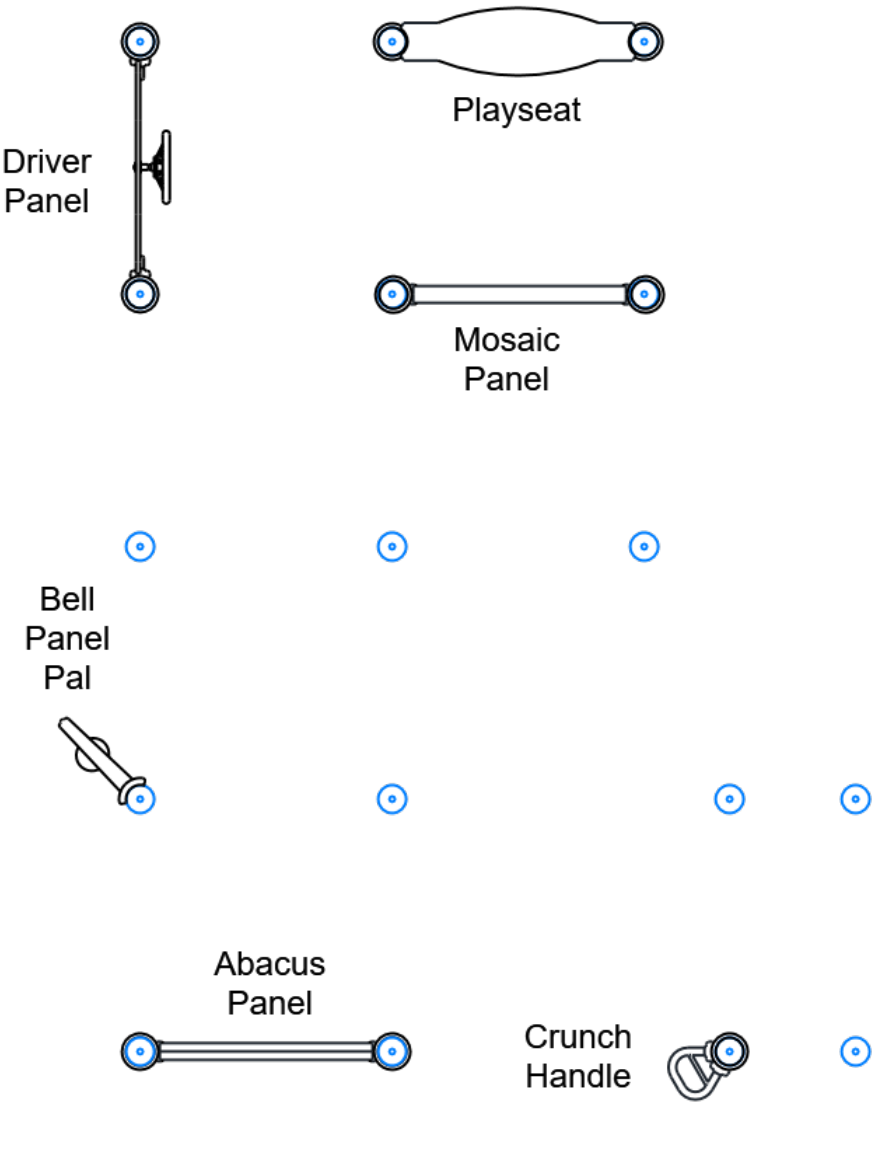
R5

FOR KIDS
AGES
5-12

GENERAL NOTES:

This conceptual plan is based on information provided prior to construction. Detailed site information, including the following, should be obtained, evaluated, and utilized in the final project design. Exact site dimensions, topography, existing utilities, soil conditions and drainage solutions.

WARNING: Accessible safety surfacing material is required beneath and around this equipment that has a critical height value (Fall Height) appropriate for the highest accessible part of this equipment. Refer to the CPSC'S Handbook For Public Playground Safety, Section 4: Surfacing.



STRUCTURE#: R50A5AEEA
PROJECT#: R50A5AEEA
DATE: 8/17/2021

MIN. USE ZONE: 58' x 54'

PLAYCRAFT REP:
Playcraft Direct, Inc.

R50A5AEEA SITE PLAN

ADA ACCESSIBILITY GUIDELINE - ADAAG CONFORMANCE

ELEVATED	ACCESSIBLE	RAMP ACCESSIBLE	GROUND	TYPES
17	12/9	0	6/6	5/3

R5

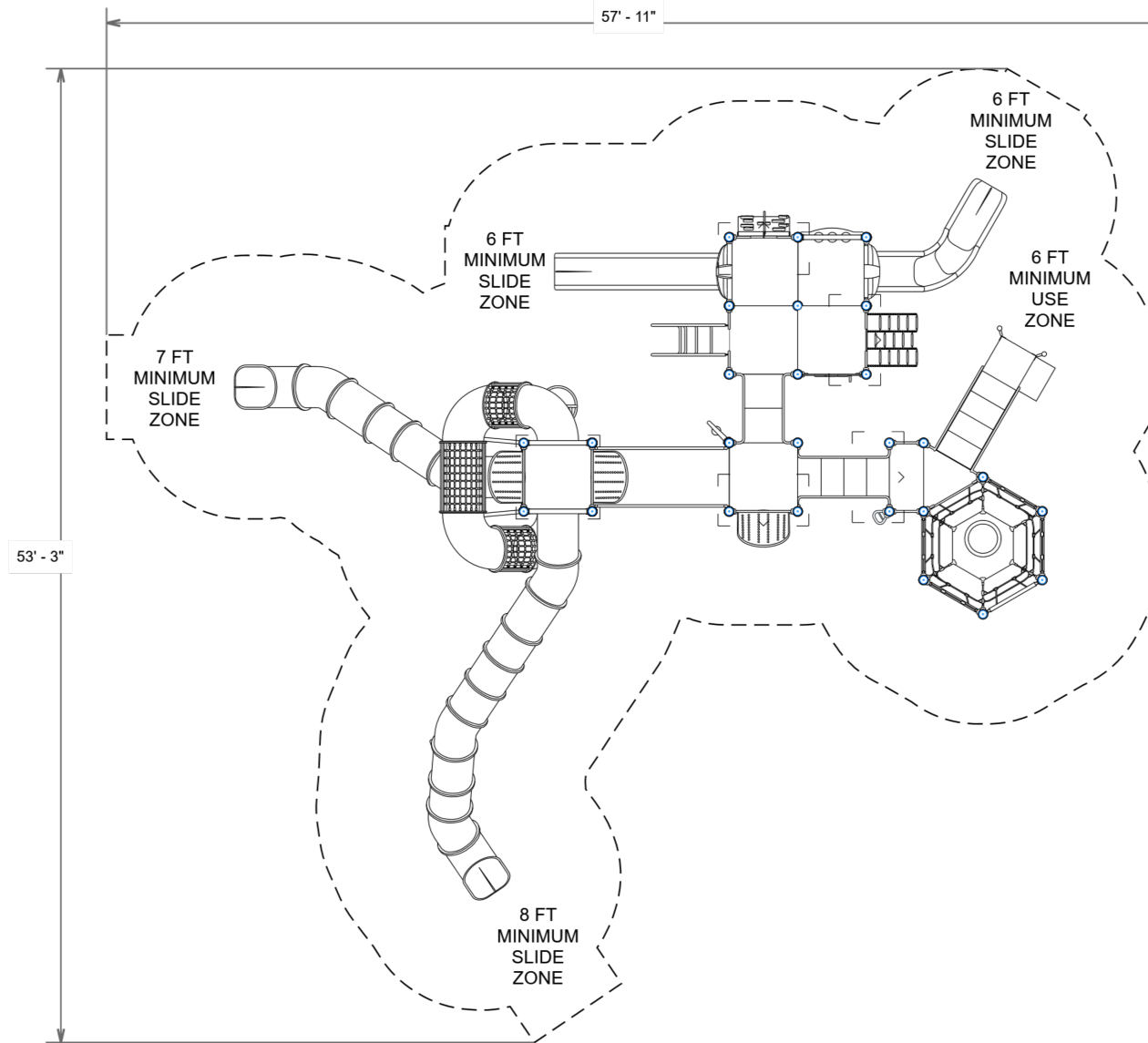
FOR KIDS
AGES
5-12

GENERAL NOTES:

This Preliminary Site Plan is based on measurements that were provided in the initial planning phase. All dimensions must be verified prior to the submission of a purchase order. Playcraft Systems will not be held responsible for any discrepancies between actual dimensions and dimensions submitted in the planning phase.

The Minimum Use Zone for a play structure is based on the product design at the time of proposal. Components and structure designs may be subject to change which may affect dimensions. Therefore, before preparing the site, we strongly recommend obtaining final drawings from the factory (available after the order is placed and included in the Assembly Manual).

WARNING: Accessible safety surfacing material is required beneath and around this equipment that has a critical height value (Fall Height) appropriate for the highest accessible part of this equipment. Refer to the CPSC'S Handbook For Public Playground Safety, Section 4: Surfacing.



PROJECT#: R50A5AEEA
DATE: 8/17/2021

MIN. USE ZONE: 58' x 54'

PLAYCRAFT REP:
Playcraft Direct, Inc.

R50A5AEEA
SW VIEW

R5

FOR KIDS
AGES
5-12



STRUCTURE#: R50A5AEEA
PROJECT#: R50A5AEEA
DATE: 8/17/2021

R50A5AEEA
NE VIEW

R5

FOR KIDS
AGES
5-12



STRUCTURE#: R50A5AEEA
PROJECT#: R50A5AEEA
DATE: 8/17/2021



Bill of Materials

R50A5AEEA

Project# R50A5AEEA

8/17/2021

Item	Description	Quantity
R50A5AEEA		
HS-1004-R	Collars	156
GF-7001	Flat Cap, R5	1
GF-7002	Dome Cap, R5	21
S-1009-R5F-9-060-099	Post, 9ft, 60in (99in)	1
S-1011-R5-11ft	Post, 11ft R5	1
S-1012-R5-12ft	Post, 12ft R5	8
S-1013-R5-13ft	Post, 13ft R5	2
S-1014-R5-14ft	Post, 14ft R5	2
S-1016-R5-16ft	Post, 16ft R5	4
S-1017-R5-17ft	Post, 17ft R5	2
S-1018-R5-18ft	Post, 18ft R5	2
S-1023-R5-23ft	Post, 23ft R5	4
S-11011-13011-R5	Half Square Deck w Walls R5	1
S-1101-R5	Square Deck	8
S-1102-R5	Tri-Deck	1
S-1206-24R45	ADA Stairs, 24in Rise w/ Walls	1
S-1206-36R5	ADA Stairs, 36in Rise w/ Walls	1
S-1209-36-R5	Transfer Station, 48in-L	1
S-1210-24	Climber, Vertical Ladder 18-24in	1
S-1214-5R5	Climber, Wall 54-60in	1
S-1221-5	Climber, Chain Net 54-60in	1
S-1224-7R	Climber, Stacked Loop 78-84in	1
S-1237-5R5	Climber, Vertical Rock 54-60in	1
S-1275-5R5	Climber, Double Deep Rung Arch 54-60in	1
S-1293-R5	Net Tower Ladder	4



Bill of Materials (continued)

Item	Description	Quantity
S-1301-RSSP1675	Push-Out Barrier (Above Wall, Double Bar)	2
S-1301-RSSP-3175R5	Steel Wall (Above Panel, Double Bar)	2
S-1301-RU21	Wall, Steel (Below Deck, Above Panel, 72)	2
S-1303-R5	Single Slide SitDown Hood	1
S-1303-TW-R5	Twister Entry Panel w/ Hood	1
S-1309-2-R5	Half Walls (Pair) R5	3
S-1310-R5	Transition Wall	1
S-1313-R5	Handle	2
S-1362-13112-R5	Push-Out Barrier (w/ Seat)	1
S-1362-16132-R5	Push-Out Barrier (Bug Eye)	2
S-1502-90	Bridge, Arch (90in)	1
S-1536-6R	Climber, Crawl-Netix Tower (180, Right)	1
S-1608-R5	Memory Panel	1
S-1616-R5	Tic-Tac-Toe Panel	1
S-1625-R5G	Driver Panel	1
S-1627-R5G	Abacus Panel	1
S-1630-R5	Hourglass Panel	1
S-1661-R5	Panel Pal, Bell	1
S-1685-R5G	Mosaic Panel	1
S-1704-5	Slide, Wave 60in (Single)	1
S-1707-13SR5	Slide, Tube 156in (S-Shaped, Right)	1
S-1707-7S-R5	Slide, Tube 84in (S-Shaped, Right)	1
S-1710-5-LL	Slide, Twister 60in (L2)	1
S-18012-R5	Metal Roof, 2-Post Shade	4
S-1807-R5STL	Metal Roof, Pyramid	1
S-1925-R5-2	Hub, Hex Net (Small)	1
S-1937-R5	Crunch Handle	1
S-1962-R5	Playseat	1
HS-1100-2	Deck to Deck Hardware	4