

# R50A57D5B

## TOP VIEW

ADA ACCESSIBILITY GUIDELINE - ADAAG CONFORMANCE

ELEVATED	ACCESSIBLE	RAMP ACCESSIBLE	GROUND	TYPES
11	8/6	0	4/4	3/3

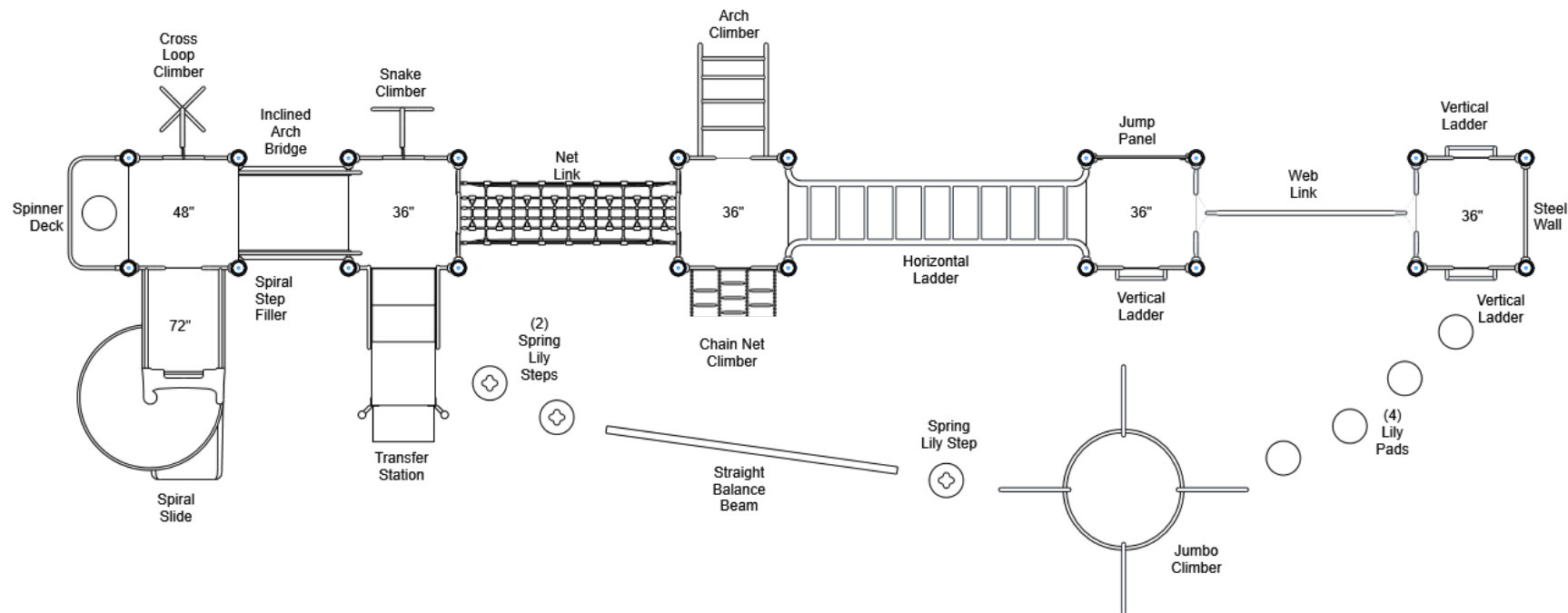
R5

FOR KIDS  
AGES  
5-12

### GENERAL NOTES:

This conceptual plan is based on information provided prior to construction. Detailed site information, including the following, should be obtained, evaluated, and utilized in the final project design. Exact site dimensions, topography, existing utilities, soil conditions and drainage solutions.

WARNING: Accessible safety surfacing material is required beneath and around this equipment that has a critical height value (Fall Height) appropriate for the highest accessible part of this equipment. Refer to the CPSC'S Handbook For Public Playground Safety, Section 4: Surfacing.



STRUCTURE#: R50A57D5B

PROJECT#: R50A57D5B

DATE: 4/10/2020 | DRAWN BY: Jefferson

MIN. USE ZONE: 62' x 32'

PLAYCRAFT REP:

Playcraft Direct, Inc.



# R50A57D5B SITE PLAN

ADA ACCESSIBILITY GUIDELINE - ADAAG CONFORMANCE

ELEVATED	ACCESSIBLE	RAMP ACCESSIBLE	GROUND	TYPES
11	8/6	0	4/4	3/3

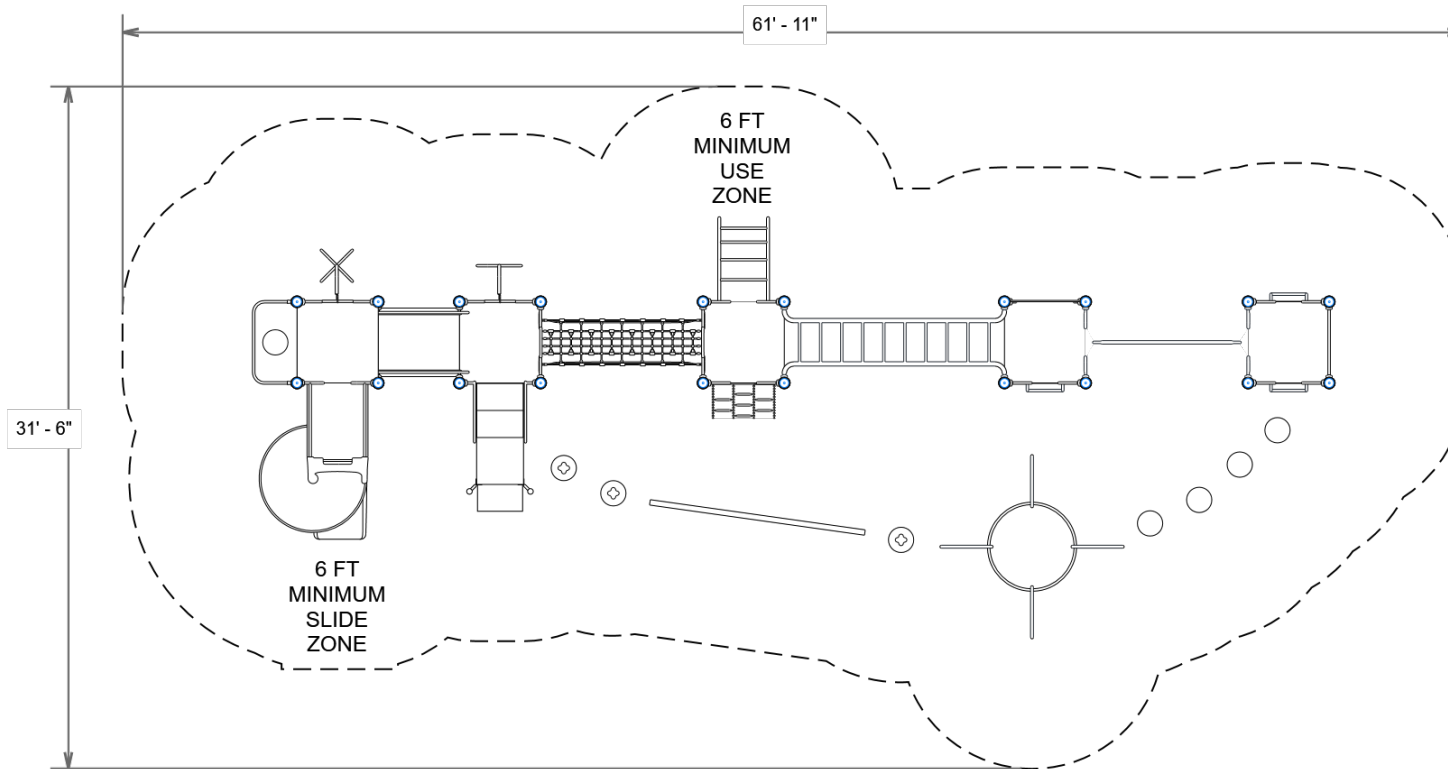


## GENERAL NOTES:

This Preliminary Site Plan is based on measurements that were provided in the initial planning phase. All dimensions must be verified prior to the submission of a purchase order. Playcraft Systems will not be held responsible for any discrepancies between actual dimensions and dimensions submitted in the planning phase.

The Minimum Use Zone for a play structure is based on the product design at the time of proposal. Components and structure designs may be subject to change which may affect dimensions. Therefore, before preparing the site, we strongly recommend obtaining final drawings from the factory (available after the order is placed and included in the Assembly Manual).

**WARNING:** Accessible safety surfacing material is required beneath and around this equipment that has a critical height value (Fall Height) appropriate for the highest accessible part of this equipment. Refer to the CPSC'S Handbook For Public Playground Safety, Section 4: Surfacing.



PROJECT#: R50A57D5B

DATE: 4/10/2020 | DRAWN BY: Jefferson

MIN. USE ZONE: 62' x 32'

PLAYCRAFT REP:

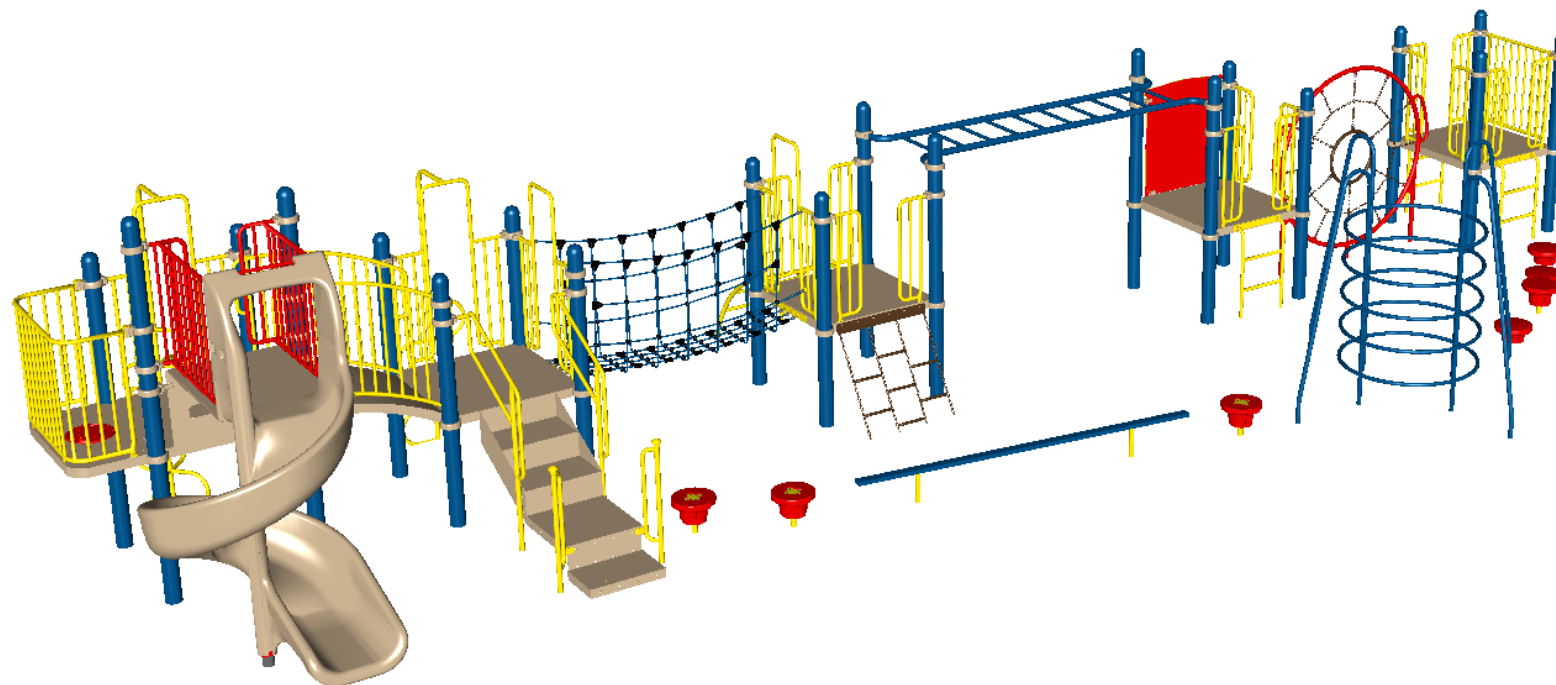
**Playcraft Direct, Inc.**



**R50A57D5B**  
**SW VIEW**

R5

FOR KIDS  
AGES  
5-12



STRUCTURE#: R50A57D5B

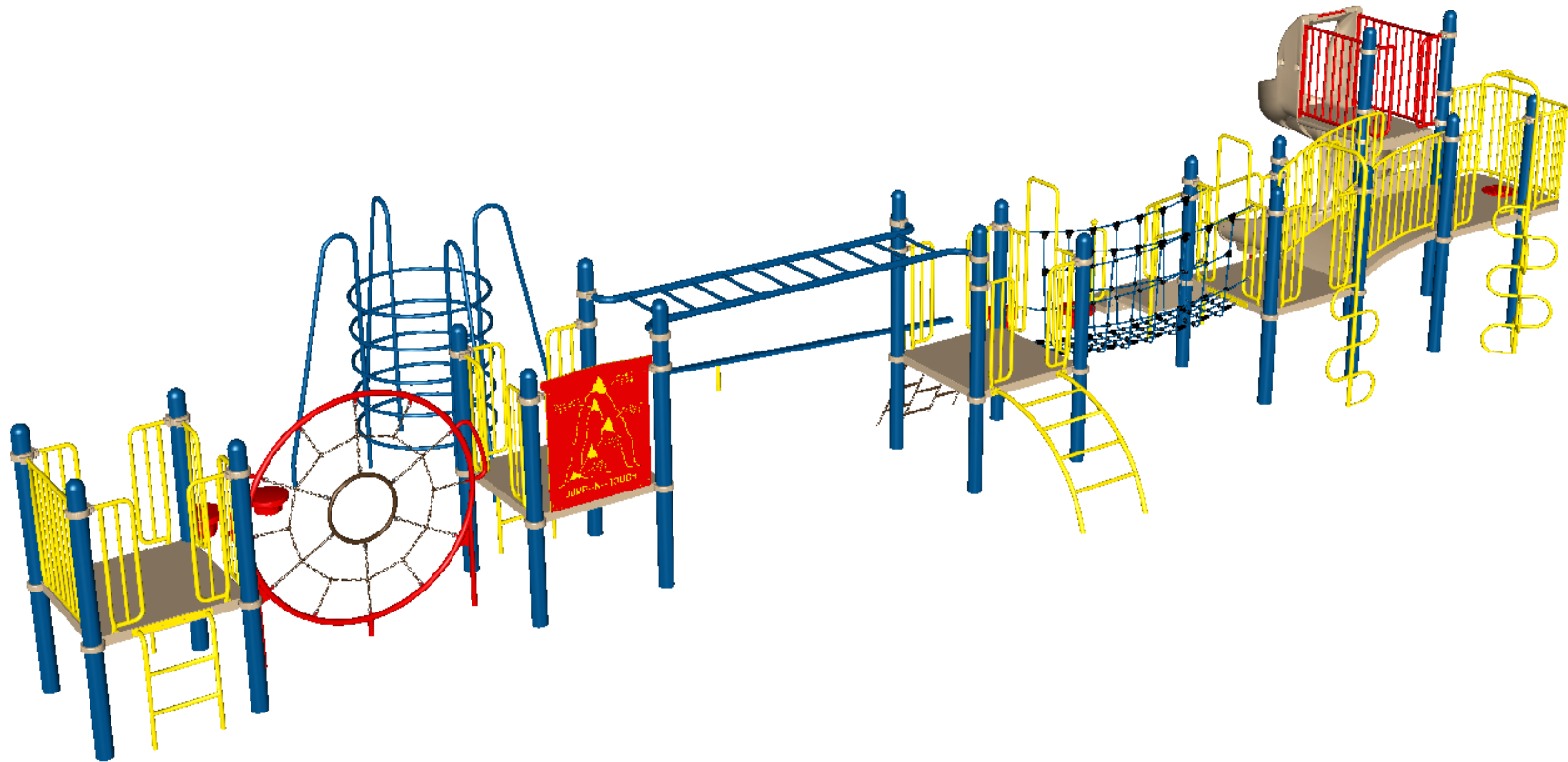
PROJECT#: R50A57D5B

DATE: 4/10/2020 | DRAWN BY: Jefferson

**R50A57D5B**  
**NE VIEW**

R5

FOR KIDS  
AGES  
5-12



STRUCTURE#: R50A57D5B

PROJECT#: R50A57D5B

DATE: 4/10/2020 | DRAWN BY: Jefferson



## Bill of Materials

R50A57D5B

Project# R50A57D5B

4/10/2020

Item	Description	Quantity
R50A57D5B		
HS-1004-R	Collars	52
A2-1943	Spring Lily Step	3
A2-2420	Balance Beam (Straight)	1
A2-2980	Climber, Jumbo	1
GF-7002	Dome Cap, R5	20
S-1010-R5-10ft	Post, 10ft R5	12
S-1011-R5-11ft	Post, 11ft R5	6
S-1013-R5-13ft	Post, 13ft R5	2
S-1101-R5	Square Deck	5
S-1109-LRG-R5-SPN	Spinner Deck	1
S-1209-24-R5	Transfer Station, 36in-C	1
S-1210-36	Climber, Vertical Ladder 30-36in	3
S-1218-3	Climber, Arch 30-36in	1
S-1221-3	Climber, Chain Net 30-36in	1
S-1222-3R	Climber, Snake 30-36in	1
S-1229-4R	Climber, Cross Loop 42-48in	1
S-1301-R5	Wall, Steel 36in (Standard)	1
S-1309-2-R5	Half Walls (Pair) R5	5
S-1310-R5	Transition Wall	2
S-1406-122R5	Traverse, Horizontal Ladder (122in)	1
S-1414	Lily Pad Step 12-18in	1
S-1414-6	Lily Pad Step 06in	3
S-1514-45R5	Bridge, Inclined Arch (45in)	1
S-1517-R5	Link, Web 36in	1
S-1521-90R5	Link, Net (90in)	1



## Bill of Materials (continued)

Item	Description	Quantity
S-1620-R5	Jump Panel	1
S-1706-24R5	Slide, Spiral 72in (48in Deck Height, 24in Filler)	1
HS-1007-R5	Extra Hardware	2