

R50A50B9A
TOP VIEW

ADA ACCESSIBILITY GUIDELINE - ADAAG CONFORMANCE

ELEVATED	ACCESSIBLE	RAMP ACCESSIBLE	GROUND	TYPES
6	6/3	0	2/2	2/2

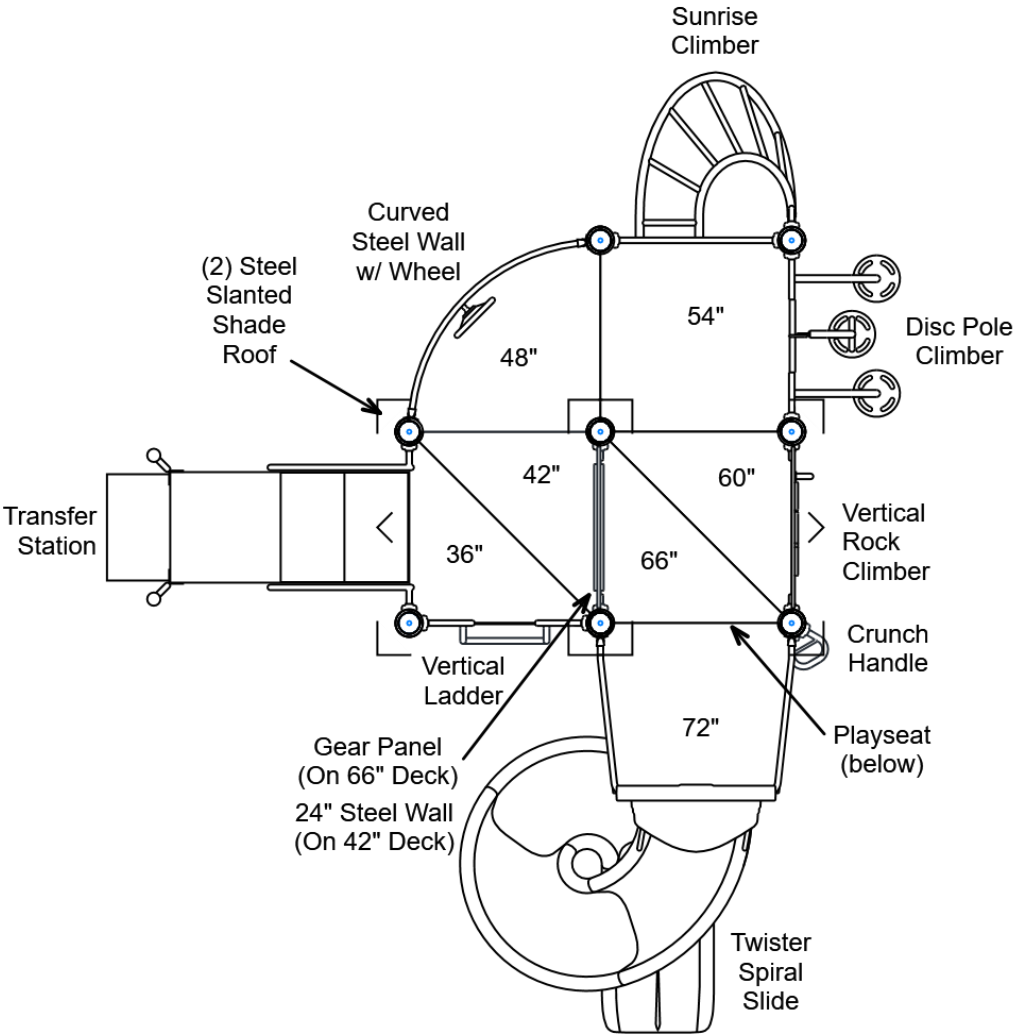
R5

FOR KIDS
AGES
5-12

GENERAL NOTES:

This conceptual plan is based on information provided prior to construction. Detailed site information, including the following, should be obtained, evaluated, and utilized in the final project design. Exact site dimensions, topography, existing utilities, soil conditions and drainage solutions.

WARNING: Accessible safety surfacing material is required beneath and around this equipment that has a critical height value (Fall Height) appropriate for the highest accessible part of this equipment. Refer to the CPSC'S Handbook For Public Playground Safety, Section 4: Surfacing.



STRUCTURE#: R50A50B9A
PROJECT#: R50A50B9A
DATE: 5/14/2021 | DRAWN BY: Jefferson

MIN. USE ZONE: 28' x 31'

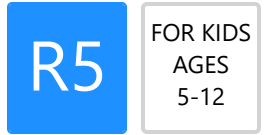
PLAYCRAFT REP:
Playcraft Direct, Inc.



R50A50B9A SITE PLAN

ADA ACCESSIBILITY GUIDELINE - ADAAG CONFORMANCE

ELEVATED	ACCESSIBLE	RAMP ACCESSIBLE	GROUND	TYPES
6	6/3	0	2/2	2/2

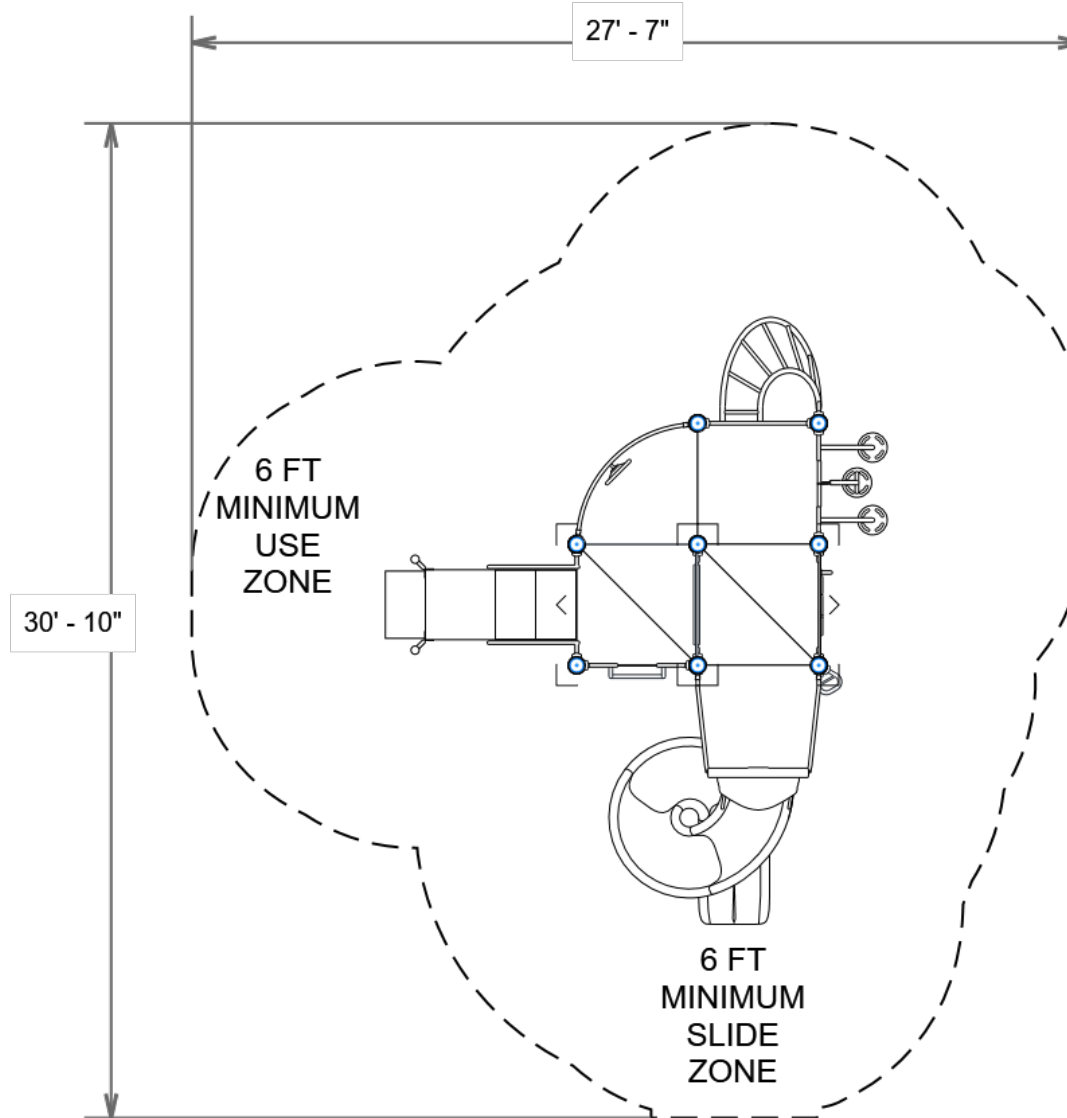


GENERAL NOTES:

This Preliminary Site Plan is based on measurements that were provided in the initial planning phase. All dimensions must be verified prior to the submission of a purchase order. Playcraft Systems will not be held responsible for any discrepancies between actual dimensions and dimensions submitted in the planning phase.

The Minimum Use Zone for a play structure is based on the product design at the time of proposal. Components and structure designs may be subject to change which may affect dimensions. Therefore, before preparing the site, we strongly recommend obtaining final drawings from the factory (available after the order is placed and included in the Assembly Manual).

WARNING: Accessible safety surfacing material is required beneath and around this equipment that has a critical height value (Fall Height) appropriate for the highest accessible part of this equipment. Refer to the CPSC'S Handbook For Public Playground Safety, Section 4: Surfacing.



PROJECT#: R50A50B9A

DATE: 5/14/2021 | DRAWN BY: Jefferson

MIN. USE ZONE: 28' x 31'

PLAYCRAFT REP:

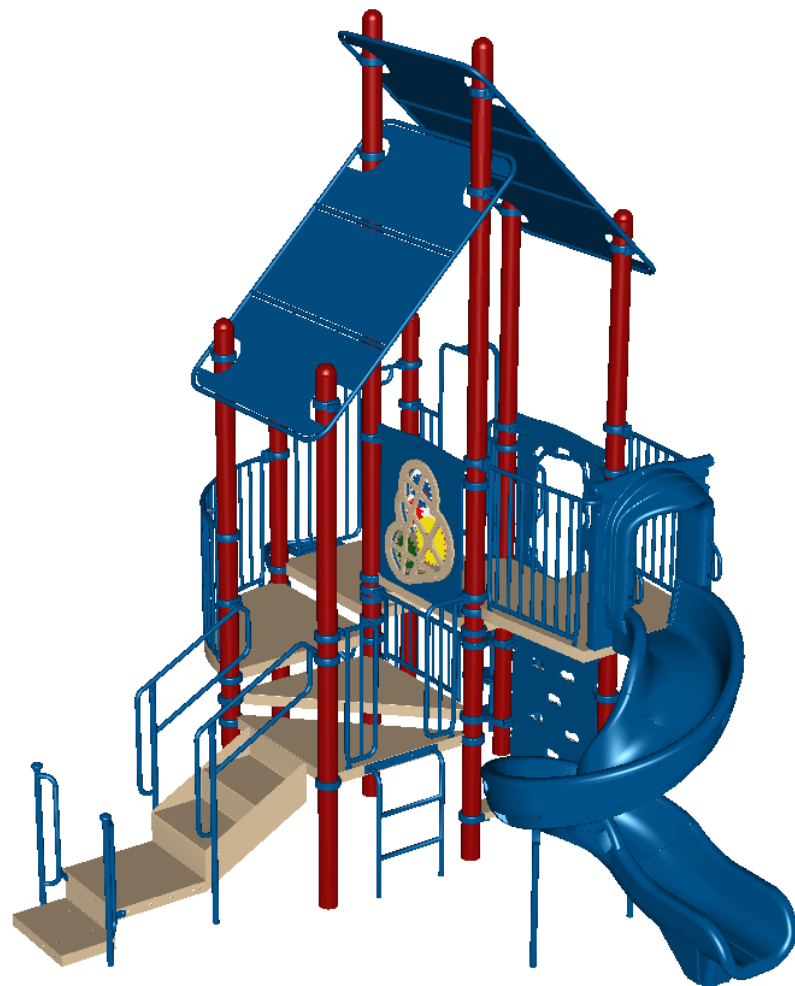
Playcraft Direct, Inc.



R50A50B9A
SW VIEW

R5

FOR KIDS
AGES
5-12



STRUCTURE#: R50A50B9A

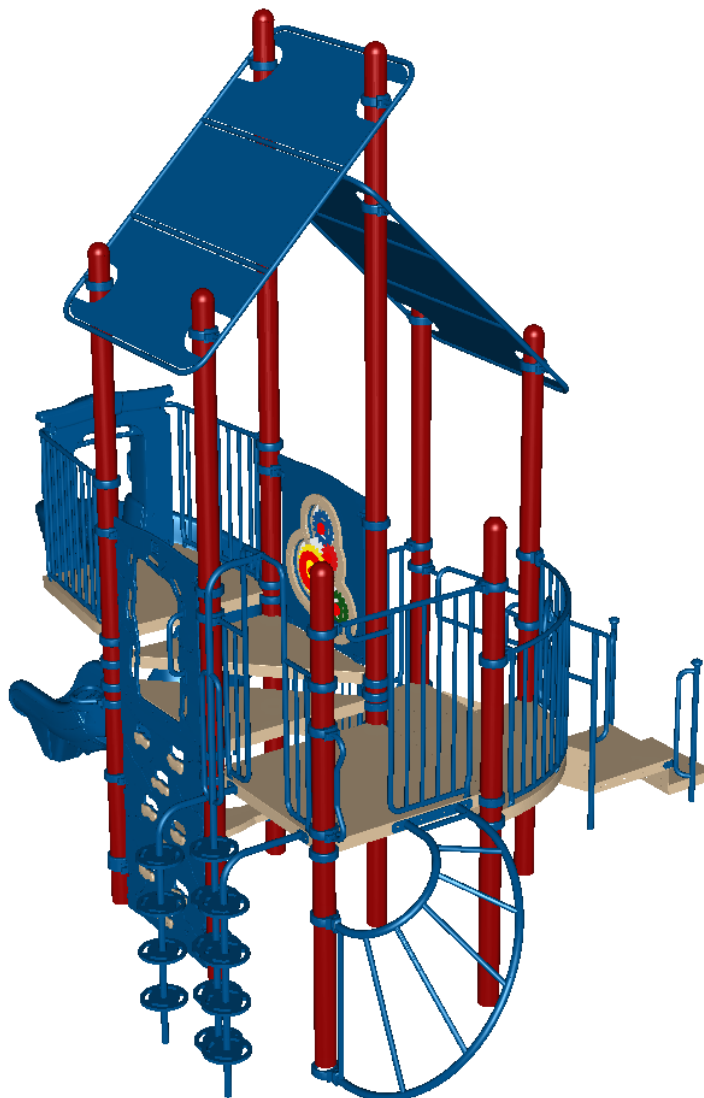
PROJECT#: R50A50B9A

DATE: 5/14/2021 | DRAWN BY: Jefferson

R50A50B9A
NE VIEW

R5

FOR KIDS
AGES
5-12



STRUCTURE#: R50A50B9A
PROJECT#: R50A50B9A
DATE: 5/14/2021 | DRAWN BY: Jefferson



Bill of Materials

R50A50B9A

Project# R50A50B9A

5/14/2021

Item	Description	Quantity
R50A50B9A		
HS-1004-R	Collars	57
GF-7002	Dome Cap, R5	8
S-1013-R5-13ft	Post, 13ft R5	2
S-1015-R5-15ft	Post, 15ft R5	2
S-1017-R5-17ft	Post, 17ft R5	2
S-1021-R5-21ft	Post, 21ft R5	2
S-1101-R5	Square Deck	1
S-1105-R5	Half Deck	4
S-1107-R5	Curved Deck	1
S-1209-24-R5	Transfer Station, 36in-C	1
S-1210-36	Climber, Vertical Ladder 30-36in	1
S-1237-5R5	Climber, Vertical Rock 54-60in	1
S-1243-5	Climber, Disc Pole 54-60in	1
S-12801-L-R5	Climber, Sunrise 54-60in (Left)	1
S-1301-24R5	Wall, Steel (24in)	1
S-1309-2-R5	Half Walls (Pair) R5	1
S-1310-R5	Transition Wall	1
S-1314-1948-B-R5L	Access Wall w/ Handle (Left)	1
S-1328-RMT	Steel Wall (Curved w/ Wheel)	1
S-1644-R5	Gear Panel	1
S-1706-S6R-R5	Slide, Twister Spiral 72in (R)	1
S-18014-R5	Metal Roof, Slanted Shade	2
S-1937-R5	Crunch Handle	1
S-1962-R5	Playseat	1
HS-1007-R5	Extra Hardware	2