

R509722FA

TOP VIEW

ADA ACCESSIBILITY GUIDELINE - ADAAG CONFORMANCE

| ELEVATED | ACCESSIBLE | RAMP ACCESSIBLE | GROUND | TYPES |
|----------|------------|-----------------|--------|-------|
| 5 | 5/3 | 0 | 3/2 | 3/2 |

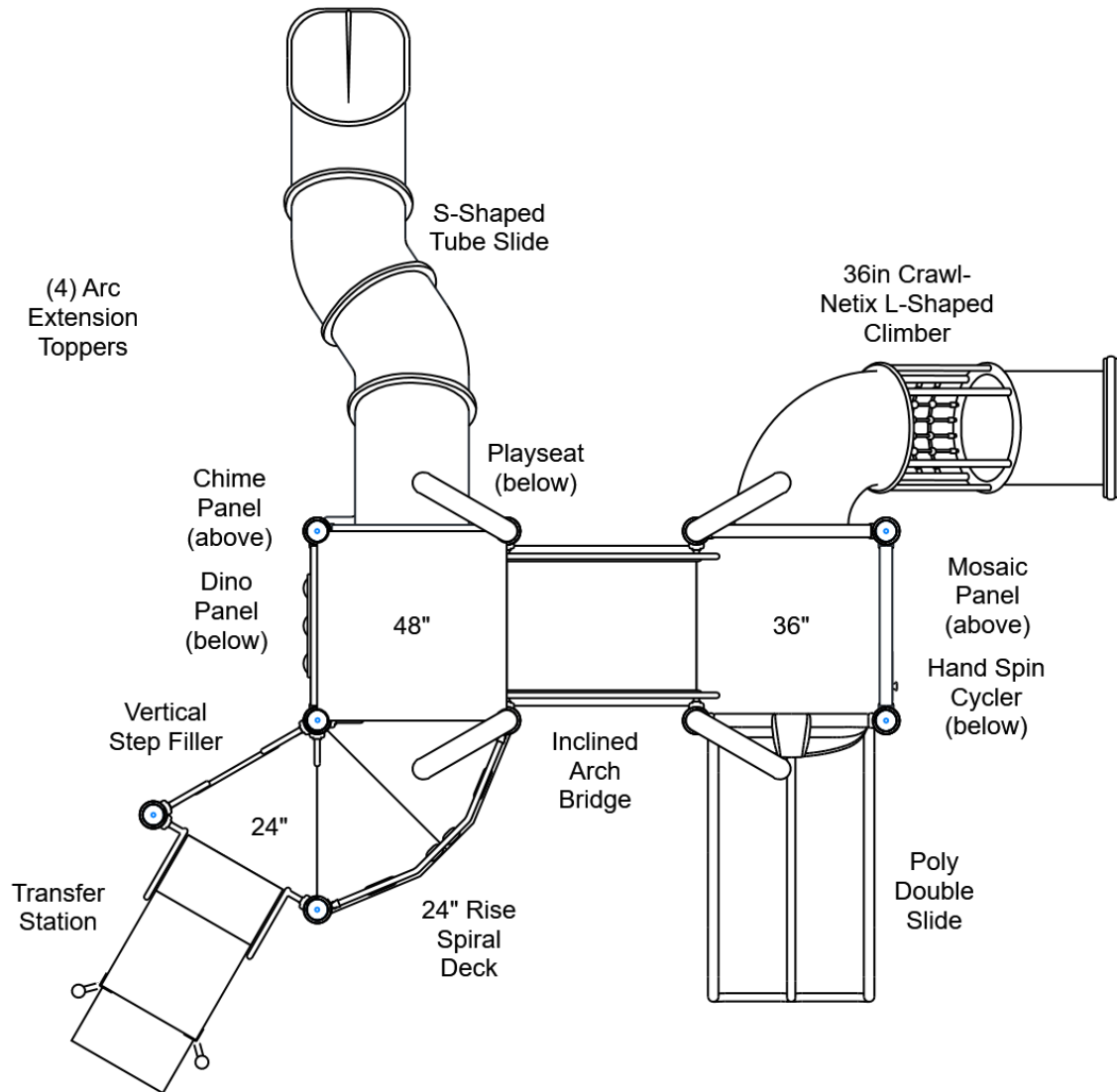
R5

FOR KIDS
AGES
2-5

GENERAL NOTES:

This conceptual plan is based on information provided prior to construction. Detailed site information, including the following, should be obtained, evaluated, and utilized in the final project design. Exact site dimensions, topography, existing utilities, soil conditions and drainage solutions.

WARNING: Accessible safety surfacing material is required beneath and around this equipment that has a critical height value (Fall Height) appropriate for the highest accessible part of this equipment. Refer to the CPSC'S Handbook For Public Playground Safety, Section 4: Surfacing.



STRUCTURE#: R509722FA
PROJECT#: R509722FA
DATE: 11/17/2022

MIN. USE ZONE: 33' x 34'

PLAYCRAFT REP:
Playcraft Direct, Inc.

R509722FA SITE PLAN

ADA ACCESSIBILITY GUIDELINE - ADAAG CONFORMANCE

| ELEVATED | ACCESSIBLE | RAMP ACCESSIBLE | GROUND | TYPES |
|----------|------------|-----------------|--------|-------|
| 5 | 5/3 | 0 | 3/2 | 3/2 |

R5

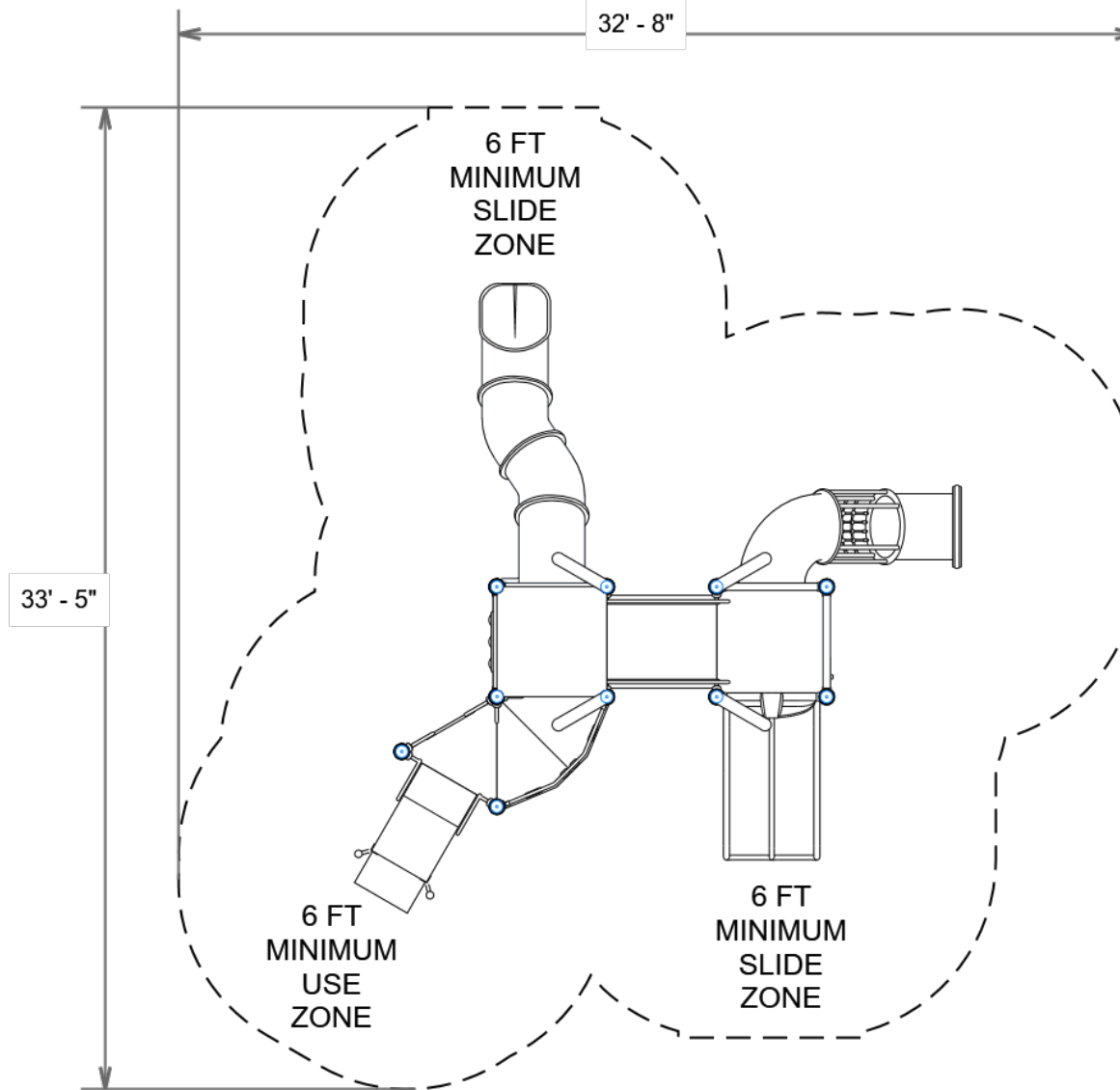
FOR KIDS
AGES
2-5

GENERAL NOTES:

This Preliminary Site Plan is based on measurements that were provided in the initial planning phase. All dimensions must be verified prior to the submission of a purchase order. Playcraft Systems will not be held responsible for any discrepancies between actual dimensions and dimensions submitted in the planning phase.

The Minimum Use Zone for a play structure is based on the product design at the time of proposal. Components and structure designs may be subject to change which may affect dimensions. Therefore, before preparing the site, we strongly recommend obtaining final drawings from the factory (available after the order is placed and included in the Assembly Manual).

WARNING: Accessible safety surfacing material is required beneath and around this equipment that has a critical height value (Fall Height) appropriate for the highest accessible part of this equipment. Refer to the CPSC'S Handbook For Public Playground Safety, Section 4: Surfacing.



PROJECT#: R509722FA
DATE: 11/17/2022

MIN. USE ZONE: 33' x 34'

PLAYCRAFT REP:
Playcraft Direct, Inc.

R509722FA
SW VIEW

R5

FOR KIDS
AGES
2-5

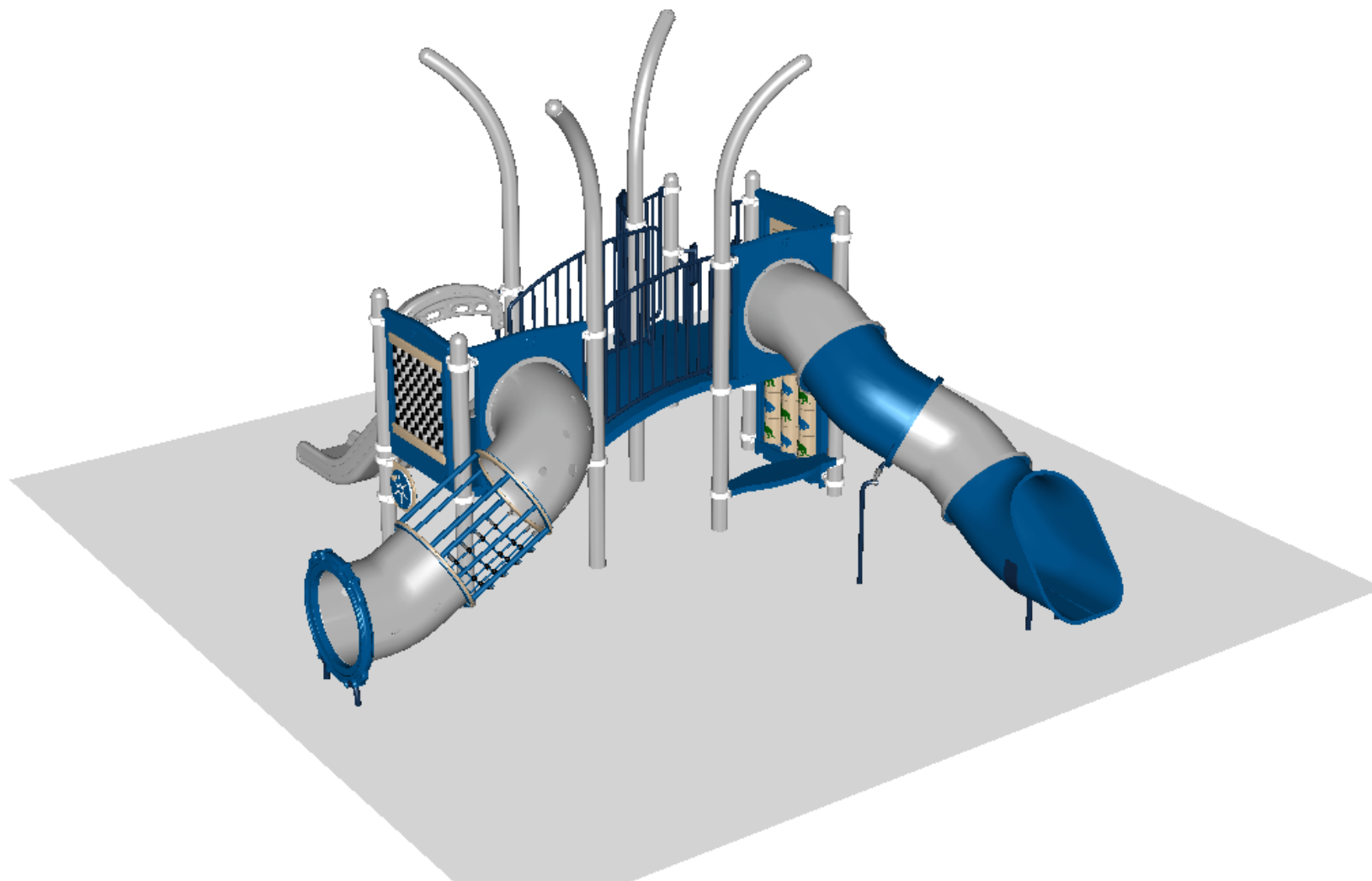


STRUCTURE#: R509722FA
PROJECT#: R509722FA
DATE: 11/17/2022

R509722FA
NE VIEW

R5

FOR KIDS
AGES
2-5



STRUCTURE#: R509722FA
PROJECT#: R509722FA
DATE: 11/17/2022



Bill of Materials

R509722FA

Project# R509722FA

11/17/2022

| Item | Description | Quantity |
|-----------------|--|----------|
| R509722FA | | |
| HS-1004-R | Collars | 38 |
| GF-7002 | Dome Cap, R5 | 6 |
| S-1009-R5-09ft | Post, 09ft R5 | 1 |
| S-1010-R5-10ft | Post, 10ft R5 | 3 |
| S-1011-R5-11ft | Post, 11ft R5 | 6 |
| S-1101-R5 | Square Deck | 2 |
| S-11021-L | Spiral Deck, (Left, 24in) | 1 |
| S-1102-R5 | Tri-Deck | 1 |
| S-1209-12-R5 | Transfer Station, 24in-C | 1 |
| S-1211-24R5G | Climber, Vertical Step Filler 24in | 1 |
| S-1306-R5 | Double Slide SitDown Hood | 1 |
| S-1309-2-R5 | Half Walls (Pair) R5 | 1 |
| S-1514-45R5 | Bridge, Inclined Arch (45in) | 1 |
| S-1535-DTG-LL36 | Climber, Crawl-Netix 36in (L-Shaped, DTG, L) | 1 |
| S-1604-R5 | Chime Panel | 1 |
| S-1606-R5G | Dino Panel | 1 |
| S-1685-R5 | Mosaic Panel | 1 |
| S-1702-3R5 | Slide, Double 36in | 1 |
| S-1707-4SR5 | Slide, Tube 48in (S-Shaped, Left) | 1 |
| S-1850-R5 | Arc Extension Topper | 4 |
| S-1932-R5 | Hand Spin Cycler (Post Mounted) | 1 |
| S-1962-R5 | Playseat | 1 |