

R5092903A TOP VIEW

ADA ACCESSIBILITY GUIDELINE - ADAAG CONFORMANCE

ELEVATED	ACCESSIBLE	RAMP ACCESSIBLE	GROUND	TYPES
6	5/3	0	2/2	2/2

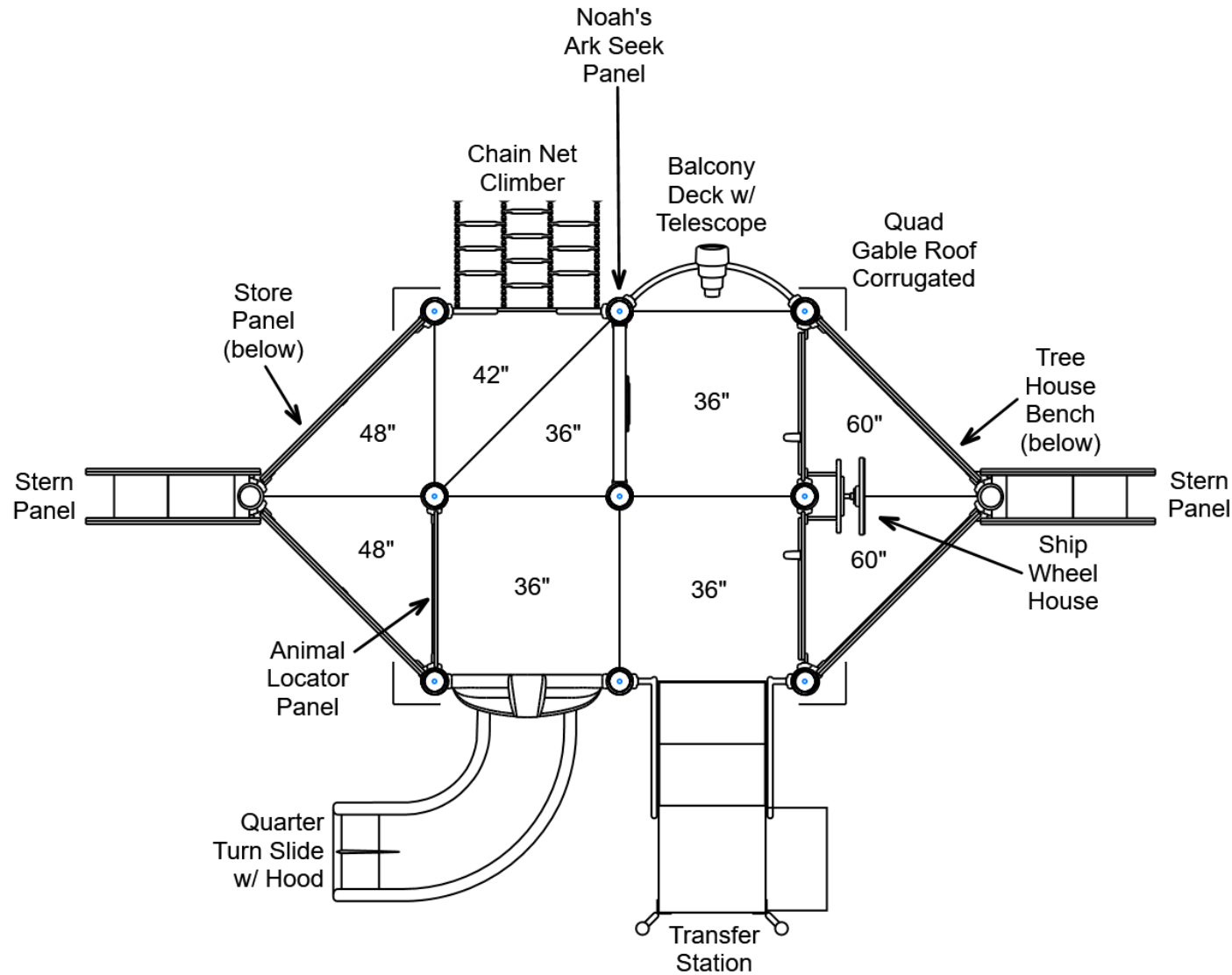
R5

FOR KIDS
AGES
2-12

GENERAL NOTES:

This conceptual plan is based on information provided prior to construction. Detailed site information, including the following, should be obtained, evaluated, and utilized in the final project design. Exact site dimensions, topography, existing utilities, soil conditions and drainage solutions.

WARNING: Accessible safety surfacing material is required beneath and around this equipment that has a critical height value (Fall Height) appropriate for the highest accessible part of this equipment. Refer to the CPSC'S Handbook For Public Playground Safety, Section 4: Surfacing.



STRUCTURE#: R5092903A

PROJECT#: R5092903A

DATE: 1/16/2020 | DRAWN BY: Jefferson

MIN. USE ZONE: 35' x 27'

PLAYCRAFT REP:

Playcraft Direct, Inc.



R5092903A SITE PLAN

ADA ACCESSIBILITY GUIDELINE - ADAAG CONFORMANCE

ELEVATED	ACCESSIBLE	RAMP ACCESSIBLE	GROUND	TYPES
6	5/3	0	2/2	2/2

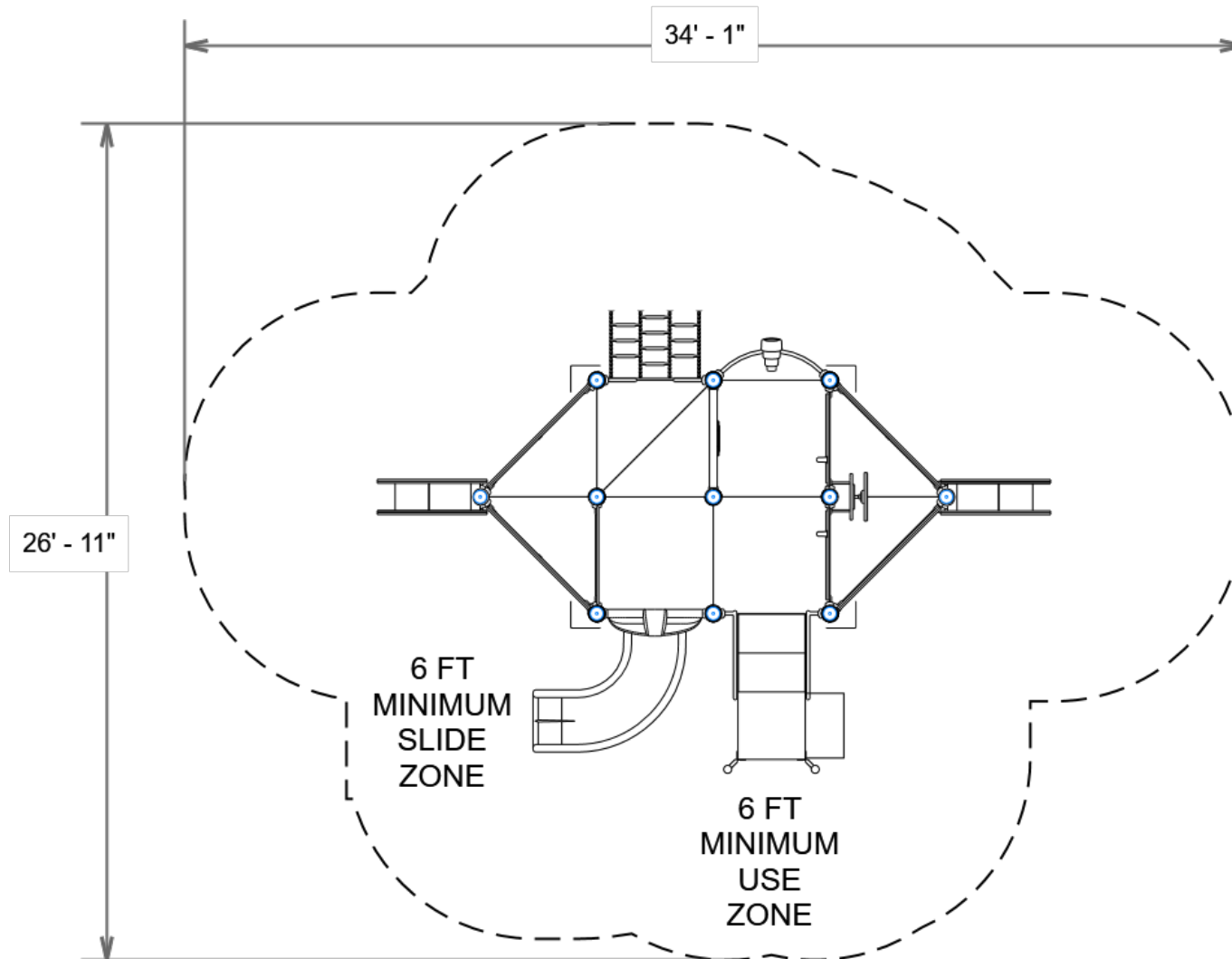


GENERAL NOTES:

This Preliminary Site Plan is based on measurements that were provided in the initial planning phase. All dimensions must be verified prior to the submission of a purchase order. Playcraft Systems will not be held responsible for any discrepancies between actual dimensions and dimensions submitted in the planning phase.

The Minimum Use Zone for a play structure is based on the product design at the time of proposal. Components and structure designs may be subject to change which may affect dimensions. Therefore, before preparing the site, we strongly recommend obtaining final drawings from the factory (available after the order is placed and included in the Assembly Manual).

WARNING: Accessible safety surfacing material is required beneath and around this equipment that has a critical height value (Fall Height) appropriate for the highest accessible part of this equipment. Refer to the CPSC'S Handbook For Public Playground Safety, Section 4: Surfacing.



PROJECT#: R5092903A

DATE: 1/16/2020 | DRAWN BY: Jefferson

MIN. USE ZONE: 35' x 27'

PLAYCRAFT REP:


Playcraft Direct, Inc.



R5092903A
SW VIEW

R5

FOR KIDS
AGES
2-12



STRUCTURE#: R5092903A

PROJECT#: R5092903A

DATE: 1/16/2020 | DRAWN BY: Jefferson

PLAYCRAFT
SYSTEMS

R5092903A
NE VIEW

R5

FOR KIDS
AGES
2-12



STRUCTURE#: R5092903A

PROJECT#: R5092903A

DATE: 1/16/2020 | DRAWN BY: Jefferson





Bill of Materials

R5092903A

Project# R5092903A

1/16/2020

Item	Description	Quantity
R5092903A		
HS-1004-R	Collars	54
GF-7002	Dome Cap, R5	3
S-1010-R5-10ft	Post, 10ft R5	1
S-1014-R5-14ft	Post, 14ft R5	1
S-1015-R5-15ft	Post, 15ft R5	1
S-1016-R5-16ft	Post, 16ft R5	8
S-1101-R5	Square Deck	3
S-1105-R5	Half Deck	6
S-1109-R5-T	Balcony Deck w/ Telescope	1
S-1110-R	Filler, Universal (12in)	1
S-1209-24-R5	Transfer Station, 36in-R	1
S-1221-4	Climber, Chain Net 42-48in	1
S-1303-R5	Single Slide SitDown Hood	1
S-1309-2-R5	Half Walls (Pair) R5	1
S-1615-R5	Store Panel	1
S-1618-NOA-R5	Seek Panel (Noah's Ark)	1
S-16461-WH	Wheel House	1
S-1652-R5	Animal Locator Panel	1
S-1676-RDRGTL	Stern Panel (w/ Tail)	2
S-1705-3	Slide, Quarter Turn 36in	1
S-18094-4R5	Metal Roof, Quad Gable (Corrugated)	1
S-1960-TH-R5	Tree House Bench	1
HS-1100-2	Deck to Deck Hardware	7