

R50909A5A
TOP VIEW

ADA ACCESSIBILITY GUIDELINE - ADAAG CONFORMANCE

ELEVATED	ACCESSIBLE	RAMP ACCESSIBLE	GROUND	TYPES
18	15/9	10	4/0	2/0

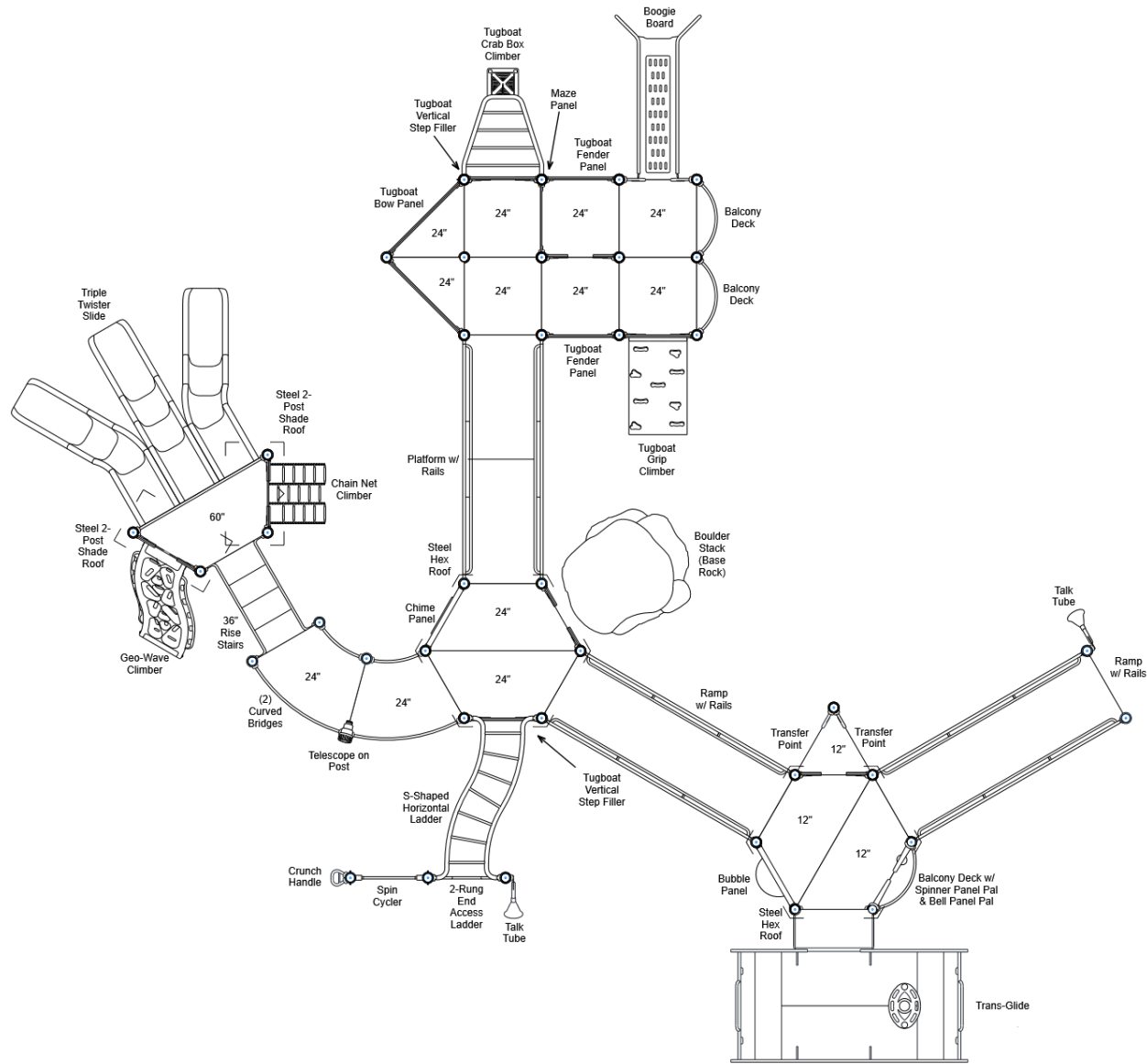
R5

FOR KIDS
AGES
5-12

GENERAL NOTES:

This conceptual plan is based on information provided prior to construction. Detailed site information, including the following, should be obtained, evaluated, and utilized in the final project design. Exact site dimensions, topography, existing utilities, soil conditions and drainage solutions.

WARNING: Accessible safety surfacing material is required beneath and around this equipment that has a critical height value (Fall Height) appropriate for the highest accessible part of this equipment. Refer to the CPSC'S Handbook For Public Playground Safety, Section 4: Surfacing.



STRUCTURE#: R50909A5A
PROJECT#: R50909A5A
DATE: 9/28/2020 | DRAWN BY: Alyssa

MIN. USE ZONE: 63' x 63'

PLAYCRAFT REP:
Playcraft Direct, Inc.

R50909A5A
TOP VIEW

ADA ACCESSIBILITY GUIDELINE - ADAAG CONFORMANCE

ELEVATED	ACCESSIBLE	RAMP ACCESSIBLE	GROUND	TYPES
18	15/9	10	4/0	2/0

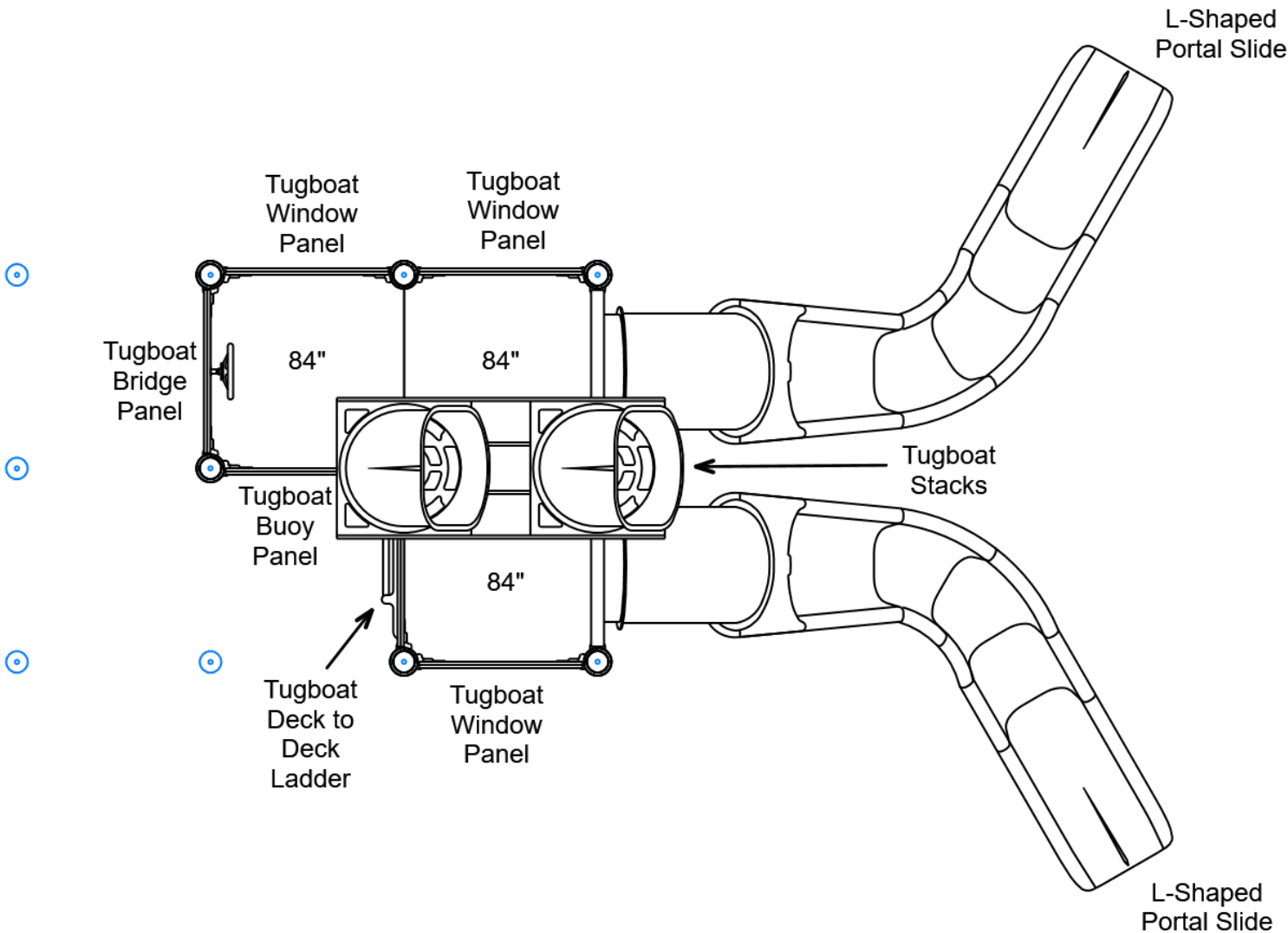
R5

FOR KIDS
AGES
5-12

GENERAL NOTES:

This conceptual plan is based on information provided prior to construction. Detailed site information, including the following, should be obtained, evaluated, and utilized in the final project design. Exact site dimensions, topography, existing utilities, soil conditions and drainage solutions.

WARNING: Accessible safety surfacing material is required beneath and around this equipment that has a critical height value (Fall Height) appropriate for the highest accessible part of this equipment. Refer to the CPSC'S Handbook For Public Playground Safety, Section 4: Surfacing.



STRUCTURE#: R50909A5A
PROJECT#: R50909A5A
DATE: 9/28/2020 | DRAWN BY: Alyssa

MIN. USE ZONE: 63' x 63'

PLAYCRAFT REP:
Playcraft Direct, Inc.

R50909A5A
SITE PLAN

ADA ACCESSIBILITY GUIDELINE - ADAAG CONFORMANCE

ELEVATED	ACCESSIBLE	RAMP ACCESSIBLE	GROUND	TYPES
18	15/9	10	4/0	2/0

R5

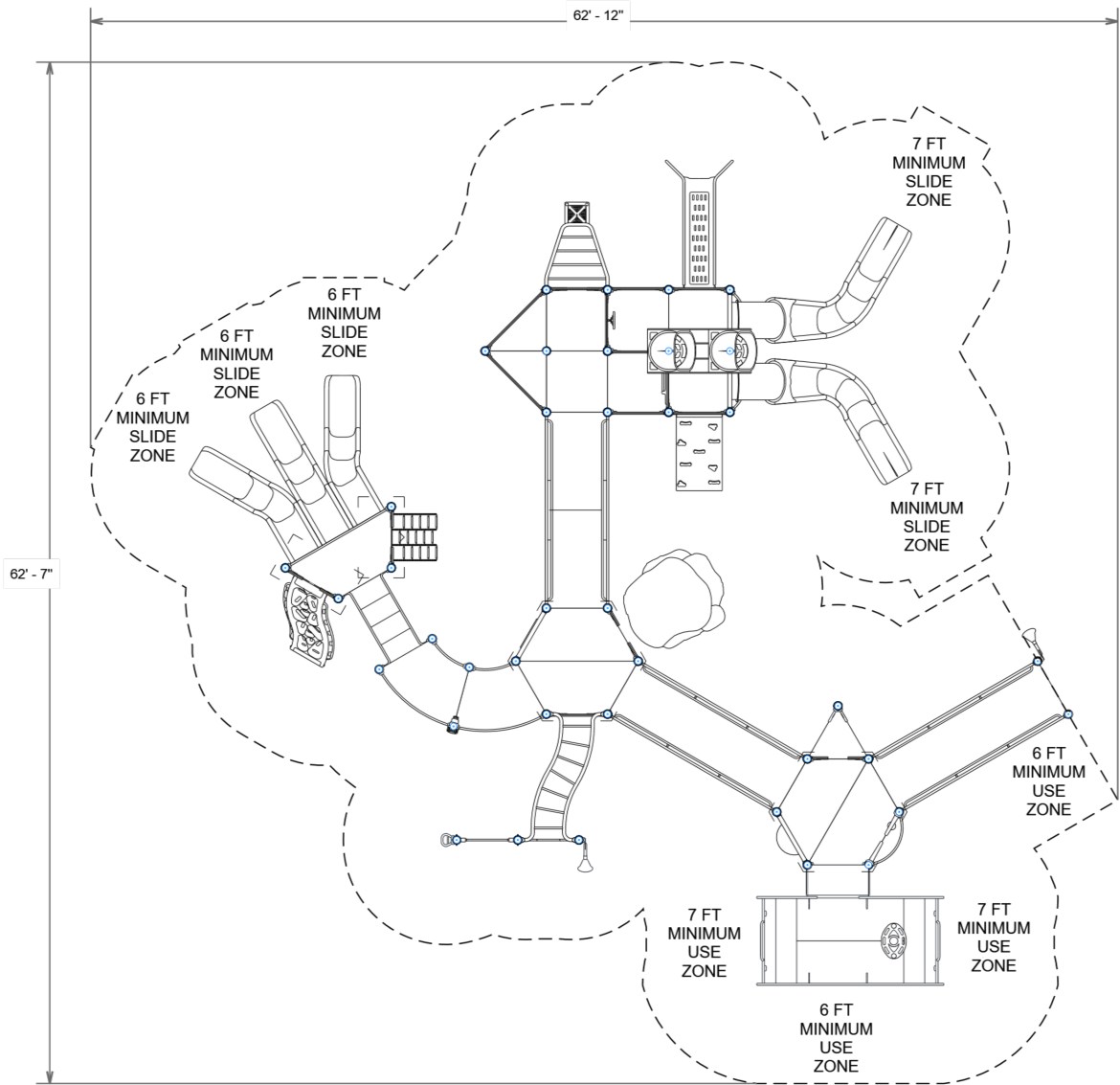
FOR KIDS
AGES
5-12

GENERAL NOTES:

This Preliminary Site Plan is based on measurements that were provided in the initial planning phase. All dimensions must be verified prior to the submission of a purchase order. Playcraft Systems will not be held responsible for any discrepancies between actual dimensions and dimensions submitted in the planning phase.

The Minimum Use Zone for a play structure is based on the product design at the time of proposal. Components and structure designs may be subject to change which may affect dimensions. Therefore, before preparing the site, we strongly recommend obtaining final drawings from the factory (available after the order is placed and included in the Assembly Manual).

WARNING: Accessible safety surfacing material is required beneath and around this equipment that has a critical height value (Fall Height) appropriate for the highest accessible part of this equipment. Refer to the CPSC'S Handbook For Public Playground Safety, Section 4: Surfacing.



PROJECT#: R50909A5A
DATE: 9/28/2020 | DRAWN BY: Alyssa

MIN. USE ZONE: 63' x 63'

PLAYCRAFT REP:
Playcraft Direct, Inc.

R50909A5A
SW VIEW

R5

FOR KIDS
AGES
5-12



STRUCTURE#: R50909A5A

PROJECT#: R50909A5A

DATE: 9/28/2020 | DRAWN BY: Alyssa

R50909A5A
NE VIEW

R5

FOR KIDS
AGES
5-12



STRUCTURE#: R50909A5A

PROJECT#: R50909A5A

DATE: 9/28/2020 | DRAWN BY: Alyssa



Bill of Materials

R50909A5A

Project# R50909A5A

9/28/2020

Item	Description	Quantity
R50909A5A		
HS-1004-R	Collars	139
12-12-0012	Crab Box Climber	1
A2-2272-D1-R5	Boulder Stack (Base Rock)	1
GF-7001	Flat Cap, R5	1
GF-7002	Dome Cap, R5	25
S-1006-R5F-9-024-063	Post, 6ft, 24in (63in)	1
S-1007-R5-07ft	Post, 07ft R5	1
S-1008-R5-08ft	Post, 08ft R5	2
S-1009-R5-09ft	Post, 09ft R5	5
S-1010-R5-10ft	Post, 10ft R5	3
S-1011-R5-11ft	Post, 11ft R5	9
S-1013-R5-13ft	Post, 13ft R5	6
S-1015-R5-15ft	Post, 15ft R5	6
S-1016-R5-16ft	Post, 16ft R5	2
S-1017-R5-17ft	Post, 17ft R5	2
S-1021-R5-21ft	Post, 21ft R5	1
S-1022-R5-22ft	Post, 22ft R5	1
S-1101-R5	Square Deck	9
S-1102-R5	Tri-Deck	1
S-1105-R5	Half Deck	2
S-1106-R5	Hex Deck, Half (4 Post)	5
S-1109-R5	Balcony Deck	3
S-1206-36R5	ADA Stairs, 36in Rise w/ Walls	1
S-1208-RAFLT24	Platform 144in (Height: 24in w/ Rails)	1
S-1208-R-RAIL12	Ramp 144in (Ground w/ Rails, Inc.)	1



Bill of Materials (continued)

Item	Description	Quantity
S-1208-R-RAIL24	Ramp 144in (06-12in High w/ Rails, Inc.)	1
S-1216-1647-R5HW	Grip Climber	1
S-1221-5	Climber, Chain Net 54-60in	1
S-1242-1647-R5APL	Tugboat Deck to Deck Ladder (60in Rise)	1
S-1249-DGH	Climber, Inc. Geo-Wave 54-60in (H, DTG, L)	1
S-1309-ADA-L-R5	Half Walls ADA (Single, Left)	1
S-1309-ADA-R-R5	Half Walls ADA (Single, Right)	1
S-1402-R5	End Access Ladder (2-Rung)	1
S-1405-R-R5	Traverse, Horizontal Ladder (S-Shaped, Right)	1
S-1511-R5	Bridge, Curved	2
S-1602-R5	Bubble Panel	1
S-1604-R5	Chime Panel	1
S-1607-R5	Maze Panel	1
S-1647-R5BOW	Bow Panel	1
S-1647-R5BRG	Bridge Panel	1
S-1647-R5BUY	Buoy Panel	1
S-1647-R5FND	Fender Panel	2
S-1647-R5HW	Half Walls (Pair)	5
S-1647-R5STK	Roto Stacks	1
S-1647-R5VS2	Vertical Step Filler	2
S-1647-R5WIN	Window Panel	3
S-1661-R5	Panel Pal, Bell	1
S-1666-R5	Panel Pal, Spinner	1
S-1709-7L-LLS	Slide, Portal 84in (L-L-S, Left)	1
S-1709-7L-RRS	Slide, Portal 84in (R-R-S, Right)	1
S-1710-3-5R5-LS4R	Slide, Triple Twister 60in (L-S-R)	1
S-18012-R5	Metal Roof, 2-Post Shade	2
S-1803-R5STL	Metal Roof, Hex	2
S-1831-R5	Telescope (Post Mounted)	1
S-1910-R5	Talk Tube (Post Mounted, Right)	1



Bill of Materials (continued)

Item	Description	Quantity
S-1910-R5	Talk Tube (Post Mounted, Left)	1
S-1933-R5	Spin Cyclor	1
S-1937-R5	Crunch Handle	1
S-1941-R5-ADA	Boogie Board ADA (w/ Half Walls)	1
S-1975-R5	Trans-Glide	1
HS-1100-2	Deck to Deck Hardware	15