

R508F978A

TOP VIEW

ADA ACCESSIBILITY GUIDELINE - ADAAG CONFORMANCE

ELEVATED	ACCESSIBLE	RAMP ACCESSIBLE	GROUND	TYPES
13	11/7	0	7/4	4/3

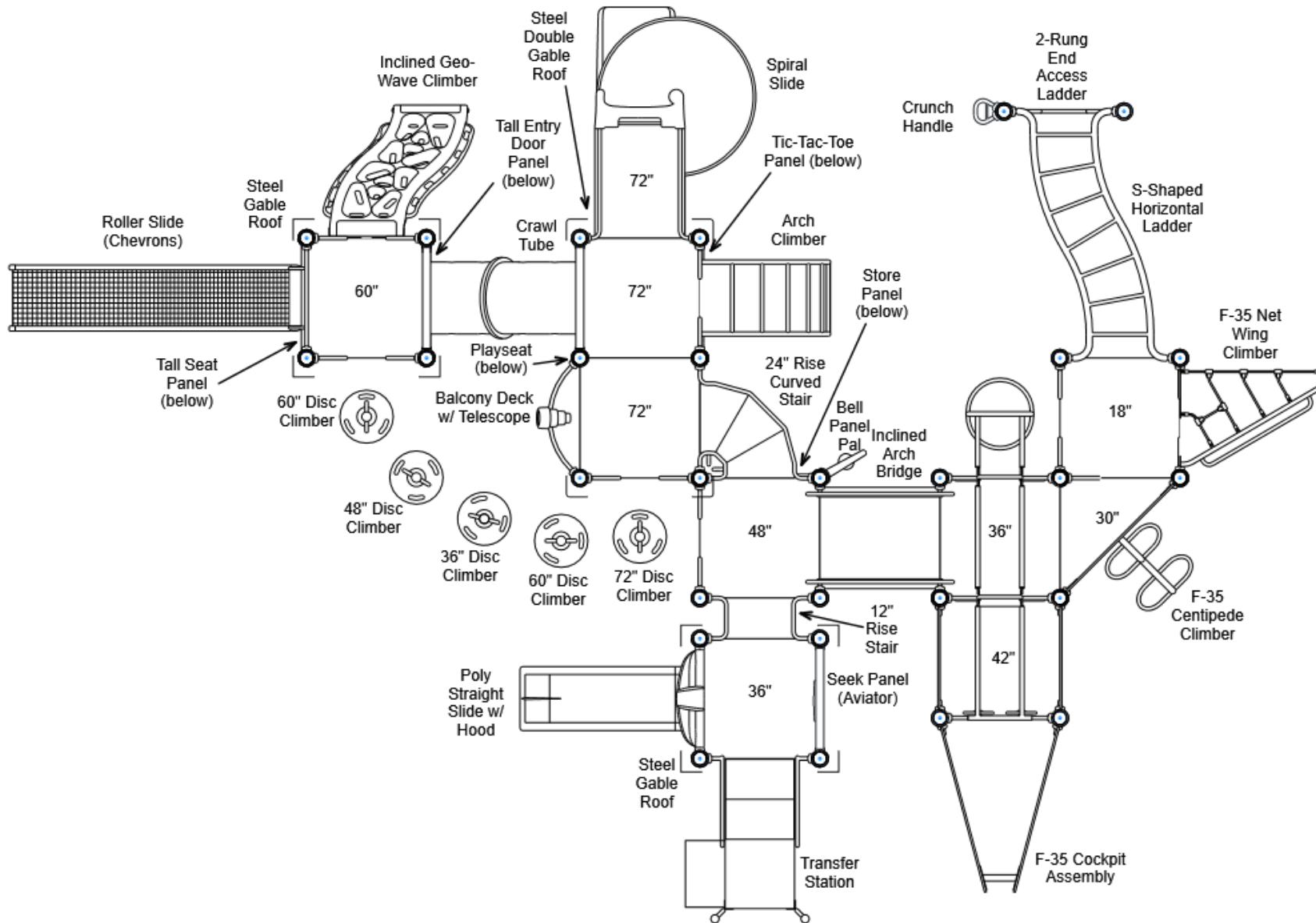
R5

FOR KIDS
AGES
5-12

GENERAL NOTES:

This conceptual plan is based on information provided prior to construction. Detailed site information, including the following, should be obtained, evaluated, and utilized in the final project design. Exact site dimensions, topography, existing utilities, soil conditions and drainage solutions.

WARNING: Accessible safety surfacing material is required beneath and around this equipment that has a critical height value (Fall Height) appropriate for the highest accessible part of this equipment. Refer to the CPSC's Handbook For Public Playground Safety, Section 4: Surfacing.



STRUCTURE#: R508F978A

PROJECT#: R508F978A

DATE: 8/17/2020 | DRAWN BY: Connor

MIN. USE ZONE: 54' x 41'

PLAYCRAFT REP:

Playcraft Direct, Inc.



R508F978A SITE PLAN

ADA ACCESSIBILITY GUIDELINE - ADAAG CONFORMANCE

ELEVATED	ACCESSIBLE	RAMP ACCESSIBLE	GROUND	TYPES
13	11/7	0	7/4	4/3

R5

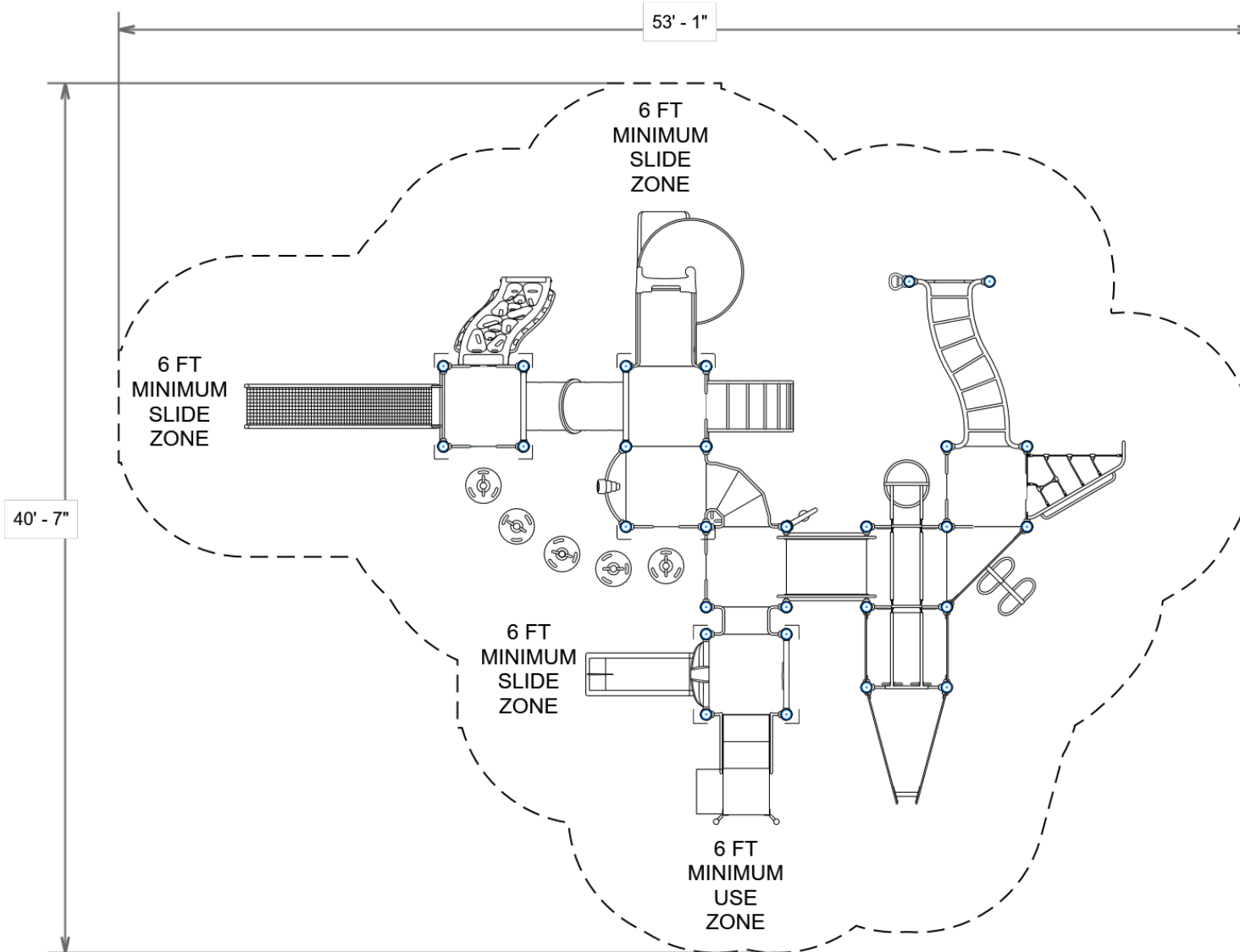
FOR KIDS
AGES
5-12

GENERAL NOTES:

This Preliminary Site Plan is based on measurements that were provided in the initial planning phase. All dimensions must be verified prior to the submission of a purchase order. Playcraft Systems will not be held responsible for any discrepancies between actual dimensions and dimensions submitted in the planning phase.

The Minimum Use Zone for a play structure is based on the product design at the time of proposal. Components and structure designs may be subject to change which may affect dimensions. Therefore, before preparing the site, we strongly recommend obtaining final drawings from the factory (available after the order is placed and included in the Assembly Manual).

WARNING: Accessible safety surfacing material is required beneath and around this equipment that has a critical height value (Fall Height) appropriate for the highest accessible part of this equipment. Refer to the CPSC'S Handbook For Public Playground Safety, Section 4: Surfacing.



PROJECT#: R508F978A

DATE: 8/17/2020 | DRAWN BY: Connor

MIN. USE ZONE: 54' x 41'

PLAYCRAFT REP:

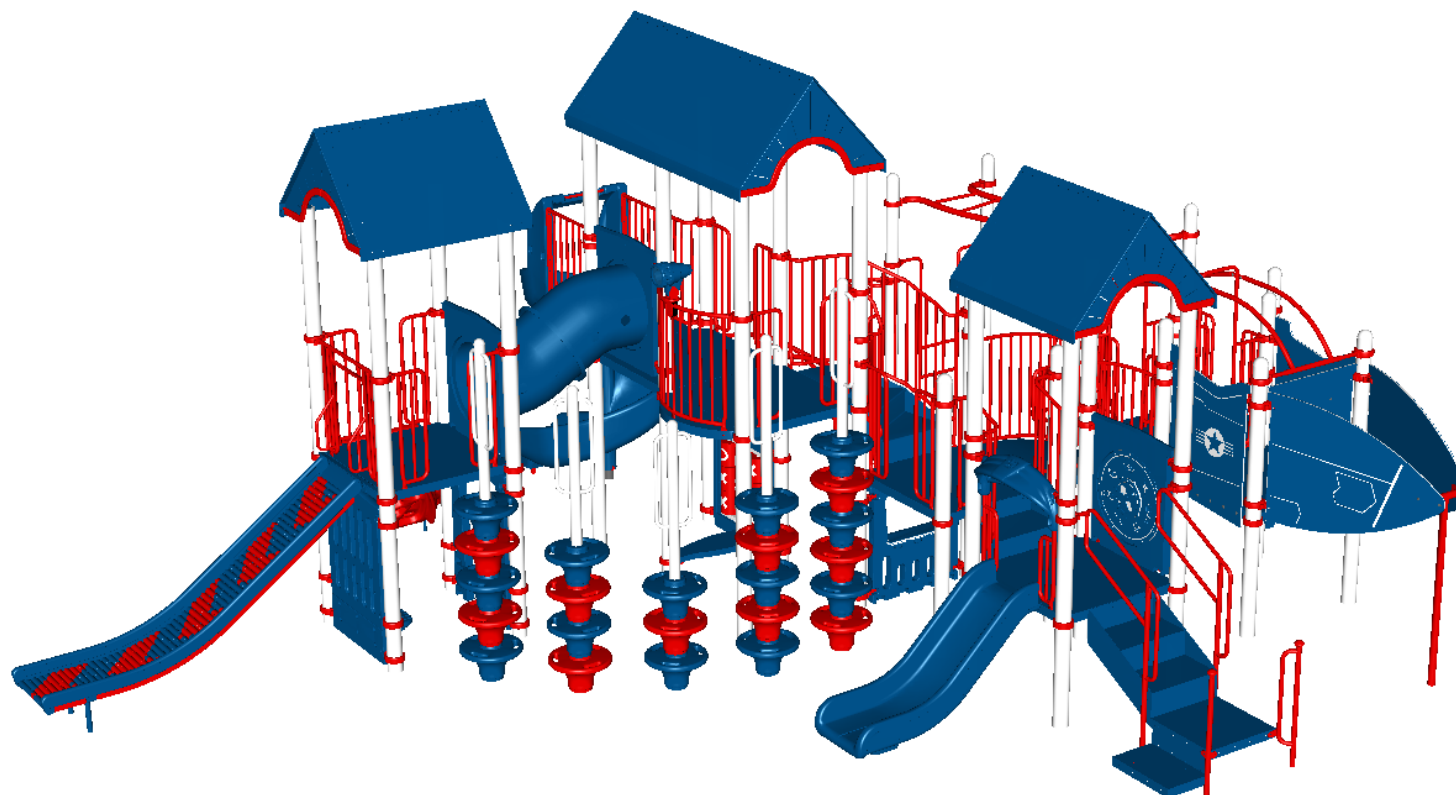
Playcraft Direct, Inc.



R508F978A
SW VIEW

R5

FOR KIDS
AGES
5-12



STRUCTURE#: R508F978A


PROJECT#: R508F978A

DATE: 8/17/2020 | DRAWN BY: Connor

R508F978A
NE VIEW

R5

FOR KIDS
AGES
5-12



STRUCTURE#: R508F978A

PROJECT#: R508F978A

DATE: 8/17/2020 | DRAWN BY: Connor





Bill of Materials

R508F978A

Project# R508F978A

8/17/2020

Item	Description	Quantity
R508F978A		
HS-1004-R	Collars	110
16-12-0002	ADA Stairs, 24in Rise w/ Walls (Curved)	1
GF-7002	Dome Cap, R5	14
S-1010-R5-10ft	Post, 10ft R5	3
S-1011-R5-11ft	Post, 11ft R5	10
S-1012-R5-12ft	Post, 12ft R5	1
S-1014-R5-14ft	Post, 14ft R5	4
S-1015-R5-15ft	Post, 15ft R5	4
S-1016-R5-16ft	Post, 16ft R5	6
S-1101-R5	Square Deck	8
S-1105-R5	Half Deck	1
S-1109-R5-T	Balcony Deck w/ Telescope	1
S-1110-R	Filler, 12in	1
S-1206-12R5	ADA Stairs, 12in Rise w/ Walls	1
S-1209-24-R5	Transfer Station, 36in-L	1
S-1218-6	Climber, Arch 66-72in	1
S-1220-3-1671-HEVN-R5	Climber, F35 Centipede 30-36in (HalfDeck)	1
S-1233-3-MC	Climber, Disc 30-36in	1
S-1233-4-MC	Climber, Disc 42-48in	1
S-1233-5-HW	Climber, Disc 54-60in (w/ HW)	1
S-1233-5-MC	Climber, Disc 54-60in	1
S-1233-6-HW	Climber, Disc 66-72in (w/ HW)	1
S-1249-DGH	Climber, Inc. Geo-Wave 54-60in (H, DTG, R)	1
S-12711-R5LFT	Climber, F35 Net Wing 18in (Left)	1
S-1303-R5	Single Slide SitDown Hood	1



Bill of Materials (continued)

Item	Description	Quantity
S-1309-2-R5	Half Walls (Pair) R5	7
S-1309-R5	Half Walls (Single, Right)	1
S-1333-R5G-T	Seat Panel, Tall (Ground)	1
S-1402-R5	End Access Ladder (2-Rung)	1
S-1405-L-R5	Traverse, Horizontal Ladder (S-Shaped, Left)	1
S-1500-2I-R5	Crawl Tube, 12 Inclined (2-Section)	1
S-1514-45R5	Bridge, Inclined Arch (45in)	1
S-1615-R5	Store Panel	1
S-1616-R5G	Tic-Tac-Toe Panel	1
S-1618-R5AV	Seek Panel (Aviator)	1
S-1653-R5	Door Panel (Tall Entry)	1
S-1661-R5	Panel Pal, Bell	1
S-1671-CKP	F-35 Cockpit Assembly R5	1
S-1701-3	Slide, Single 36in (Straight)	1
S-1706-R5	Slide, Spiral 72in	1
S-1719-5CHV	Roller Slide, 60in (Chevrons)	1
S-1808-2R5STL	Metal Roof, Double Gable Shade	1
S-1808-R5STL	Metal Roof, Gable	2
S-1937-R5	Crunch Handle	1
S-1962-R5	Playseat	1
HS-1100-2	Deck to Deck Hardware	2