

R508914EA

TOP VIEW

ADA ACCESSIBILITY GUIDELINE - ADAAG CONFORMANCE

ELEVATED	ACCESSIBLE	RAMP ACCESSIBLE	GROUND	TYPES
14	14/7	9	1/0	1/0

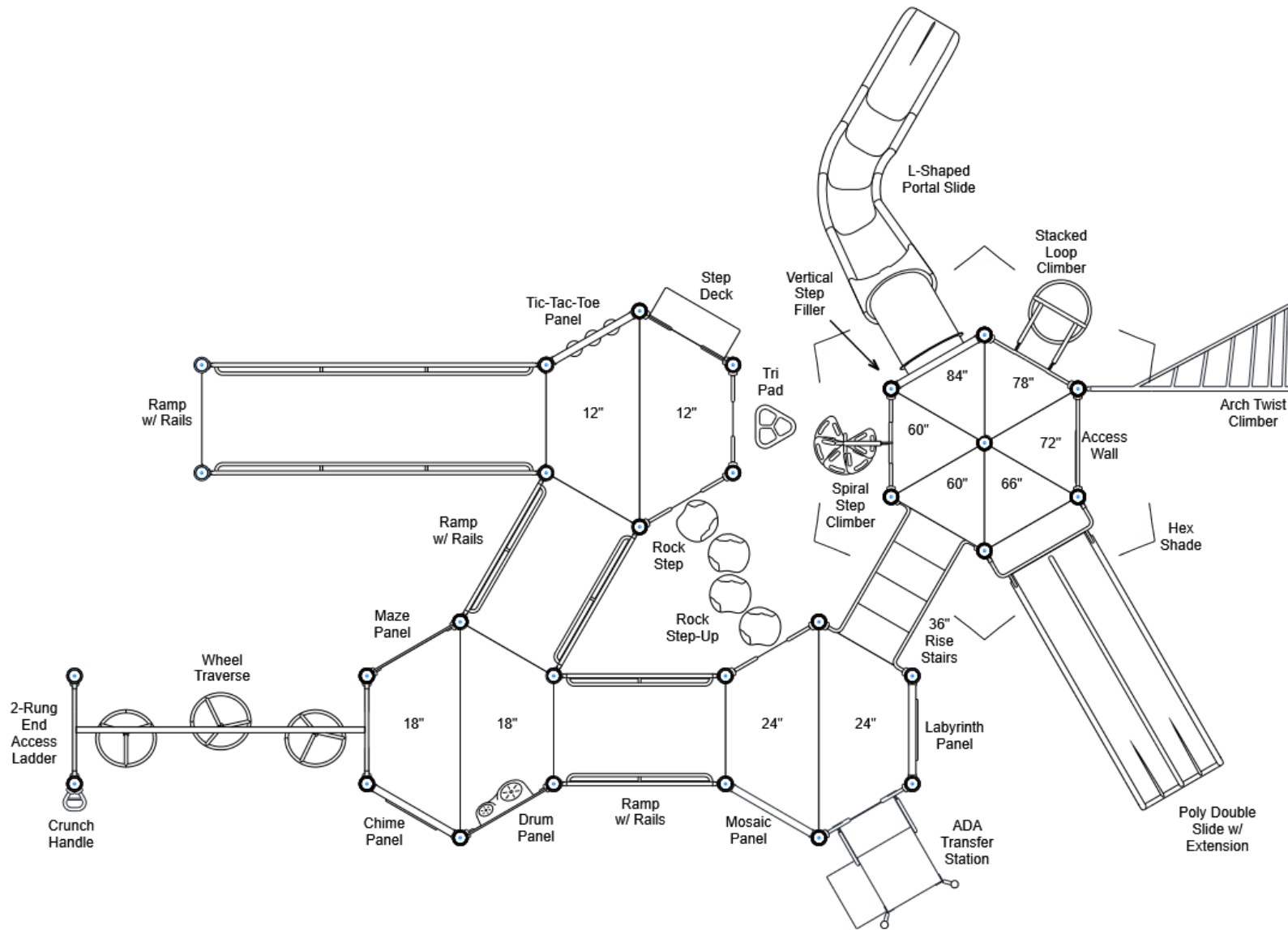
R5

FOR KIDS
AGES
5-12

GENERAL NOTES:

This conceptual plan is based on information provided prior to construction. Detailed site information, including the following, should be obtained, evaluated, and utilized in the final project design. Exact site dimensions, topography, existing utilities, soil conditions and drainage solutions.

WARNING: Accessible safety surfacing material is required beneath and around this equipment that has a critical height value (Fall Height) appropriate for the highest accessible part of this equipment. Refer to the CPSC'S Handbook For Public Playground Safety, Section 4: Surfacing.



STRUCTURE#: R508914EA

PROJECT#: R508914EA

DATE: 4/22/2020 | DRAWN BY: Alyssa

MIN. USE ZONE: 55' x 45'

PLAYCRAFT REP:

Playcraft Direct, Inc.

R508914EA SITE PLAN

ADA ACCESSIBILITY GUIDELINE - ADAAG CONFORMANCE

ELEVATED	ACCESSIBLE	RAMP ACCESSIBLE	GROUND	TYPES
14	14/7	9	1/0	1/0

R5

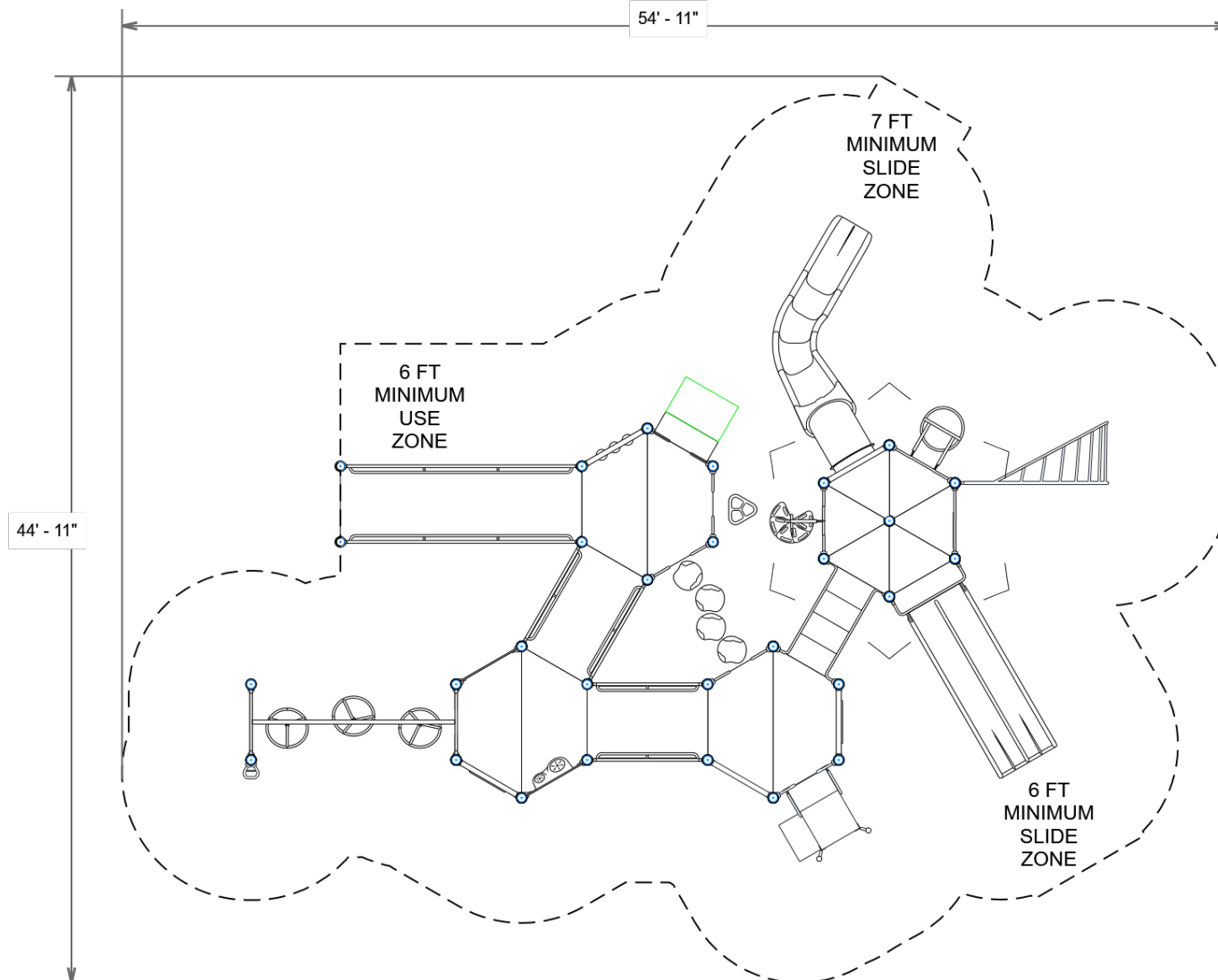
FOR KIDS
AGES
5-12

GENERAL NOTES:

This Preliminary Site Plan is based on measurements that were provided in the initial planning phase. All dimensions must be verified prior to the submission of a purchase order. Playcraft Systems will not be held responsible for any discrepancies between actual dimensions and dimensions submitted in the planning phase.

The Minimum Use Zone for a play structure is based on the product design at the time of proposal. Components and structure designs may be subject to change which may affect dimensions. Therefore, before preparing the site, we strongly recommend obtaining final drawings from the factory (available after the order is placed and included in the Assembly Manual).

WARNING: Accessible safety surfacing material is required beneath and around this equipment that has a critical height value (Fall Height) appropriate for the highest accessible part of this equipment. Refer to the CPSC'S Handbook For Public Playground Safety, Section 4: Surfacing.



PROJECT#: R508914EA

DATE: 4/22/2020 | DRAWN BY: Alyssa

MIN. USE ZONE: 55' x 45'

PLAYCRAFT REP:

Playcraft Direct, Inc.

R508914EA
SW VIEW

R5

FOR KIDS
AGES
5-12



STRUCTURE#: R508914EA

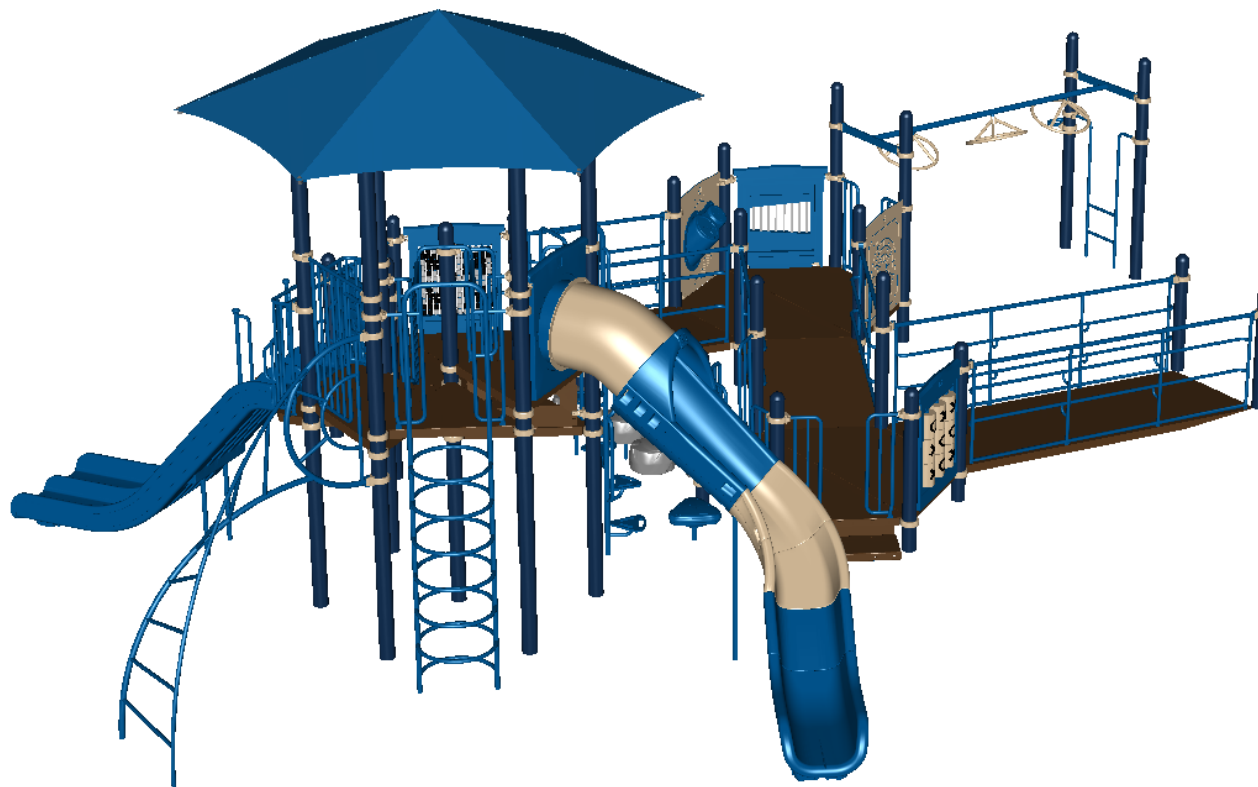
PROJECT#: R508914EA

DATE: 4/22/2020 | DRAWN BY: Alyssa

R508914EA
NE VIEW

R5

FOR KIDS
AGES
5-12



STRUCTURE#: R508914EA
PROJECT#: R508914EA
DATE: 4/22/2020 | DRAWN BY: Alyssa



Bill of Materials

R508914EA

Project# R508914EA

4/22/2020

Item	Description	Quantity
R508914EA		
HS-1004-R	Collars	80
GF-7002	Dome Cap, R5	23
S-1007-R5-07ft	Post, 07ft R5	2
S-1008-R5-08ft	Post, 08ft R5	4
S-1009-R5-09ft	Post, 09ft R5	10
S-1010-R5-10ft	Post, 10ft R5	2
S-1011-R5-11ft	Post, 11ft R5	4
S-1014-R5-14ft	Post, 14ft R5	1
S-1018-R5-18ft	Post, 18ft R5	6
S-1102-R5	Tri-Deck	6
S-1106-R5	Hex Deck, Half (4 Post)	6
S-1202-R5-6F	Step Deck, 12in w/ Filler	1
S-1206-36R5	ADA Stairs, 36in Rise w/ Walls	1
S-1208-RL-6	Ramp 72in (6in Incline w/ Rails)	2
S-1208-R-RAIL12	Ramp 144in (Ground w/ Rails, Inclined)	1
S-1209-12-HW-R5	Transfer Station, 24in-L (RHW)	1
S-1211-R	Filler, Step - 24in, R5	1
S-1224-7R	Climber, Stacked Loop 78-84in	1
S-1234-5R	Climber, Spiral Step 54-60in	1
S-1281-R-6R5	Climber, Arch Twist 72in (Right)	1
S-1309-2-R5	Half Walls (Pair) R5	4
S-1310-R5	Transition Wall	1
S-1314-R5R	Access Wall (Right)	1
S-1402-R5	End Access Ladder (2-Rung)	1
S-1421-R5	Traverse, Wheel (122)	1



Bill of Materials (continued)

Item	Description	Quantity
S-1604-R5	Chime Panel	1
S-1607-R5	Maze Panel	1
S-1616-R5	Tic-Tac-Toe Panel	1
S-1634-R5	Labyrinth Panel	1
S-1658-R5	Drum Panel	1
S-1685-R5	Mosaic Panel	1
S-1702-1122-6	Slide, Double 66 - 72in (Dual Express w/ Extn)	1
S-1709-7L-RRS	Slide, Portal 84in (R-R-S, Right)	1
S-18026-R5	Shade Canopy, Hex	1
S-1937-R5	Crunch Handle	1
S-1961-2	Climber, Step-Up 24in (Rock)	1
S-1961-R	Rock Step	1
S-1961-RV	Tri Pad Seat	1
HS-1100-2	Deck to Deck Hardware	3