

R5087812B

TOP VIEW

ADA ACCESSIBILITY GUIDELINE - ADAAG CONFORMANCE

ELEVATED	ACCESSIBLE	RAMP ACCESSIBLE	GROUND	TYPES
17	10/9	0	6/6	4/3

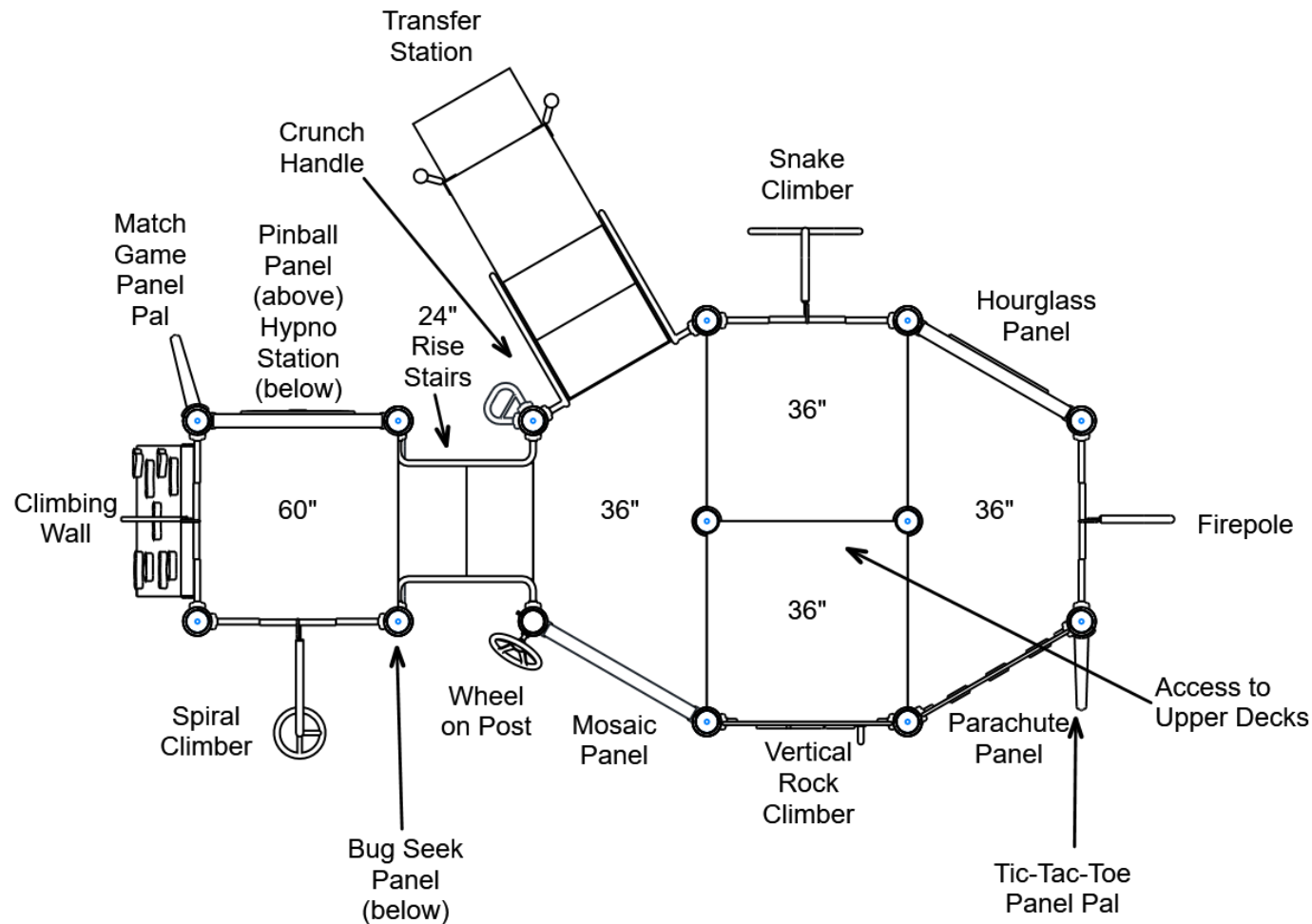
R5

FOR KIDS
AGES
5-12

GENERAL NOTES:

This conceptual plan is based on information provided prior to construction. Detailed site information, including the following, should be obtained, evaluated, and utilized in the final project design. Exact site dimensions, topography, existing utilities, soil conditions and drainage solutions.

WARNING: Accessible safety surfacing material is required beneath and around this equipment that has a critical height value (Fall Height) appropriate for the highest accessible part of this equipment. Refer to the CPSC's Handbook For Public Playground Safety, Section 4: Surfacing.



STRUCTURE#: R5087812B

PROJECT#: R5087812B

DATE: 5/7/2020 | DRAWN BY:

MIN. USE ZONE: 38' x 40'

PLAYCRAFT REP:

Playcraft Direct, Inc.



R5087812B

TOP VIEW

ADA ACCESSIBILITY GUIDELINE - ADAAG CONFORMANCE

ELEVATED	ACCESSIBLE	RAMP ACCESSIBLE	GROUND	TYPES
17	10/9	0	6/6	4/3

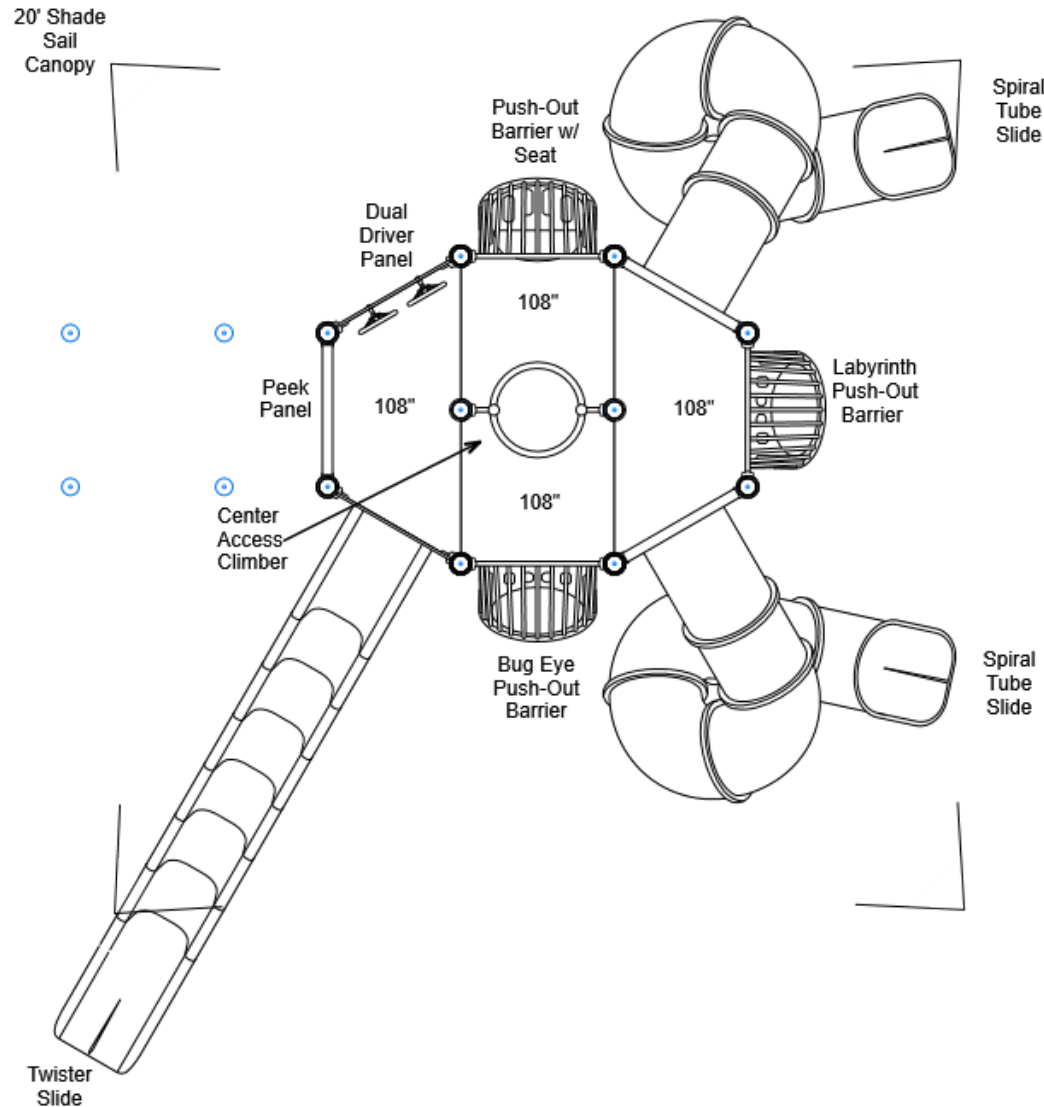
R5

FOR KIDS
AGES
5-12

GENERAL NOTES:

This conceptual plan is based on information provided prior to construction. Detailed site information, including the following, should be obtained, evaluated, and utilized in the final project design. Exact site dimensions, topography, existing utilities, soil conditions and drainage solutions.

WARNING: Accessible safety surfacing material is required beneath and around this equipment that has a critical height value (Fall Height) appropriate for the highest accessible part of this equipment. Refer to the CPSC'S Handbook For Public Playground Safety, Section 4: Surfacing.



STRUCTURE#: R5087812B

PROJECT#: R5087812B

DATE: 5/7/2020 | DRAWN BY:

MIN. USE ZONE: 38' x 40'

PLAYCRAFT REP:

Playcraft Direct, Inc.



R5087812B SITE PLAN

ADA ACCESSIBILITY GUIDELINE - ADAAG CONFORMANCE

ELEVATED	ACCESSIBLE	RAMP ACCESSIBLE	GROUND	TYPES
17	10/9	0	6/6	4/3

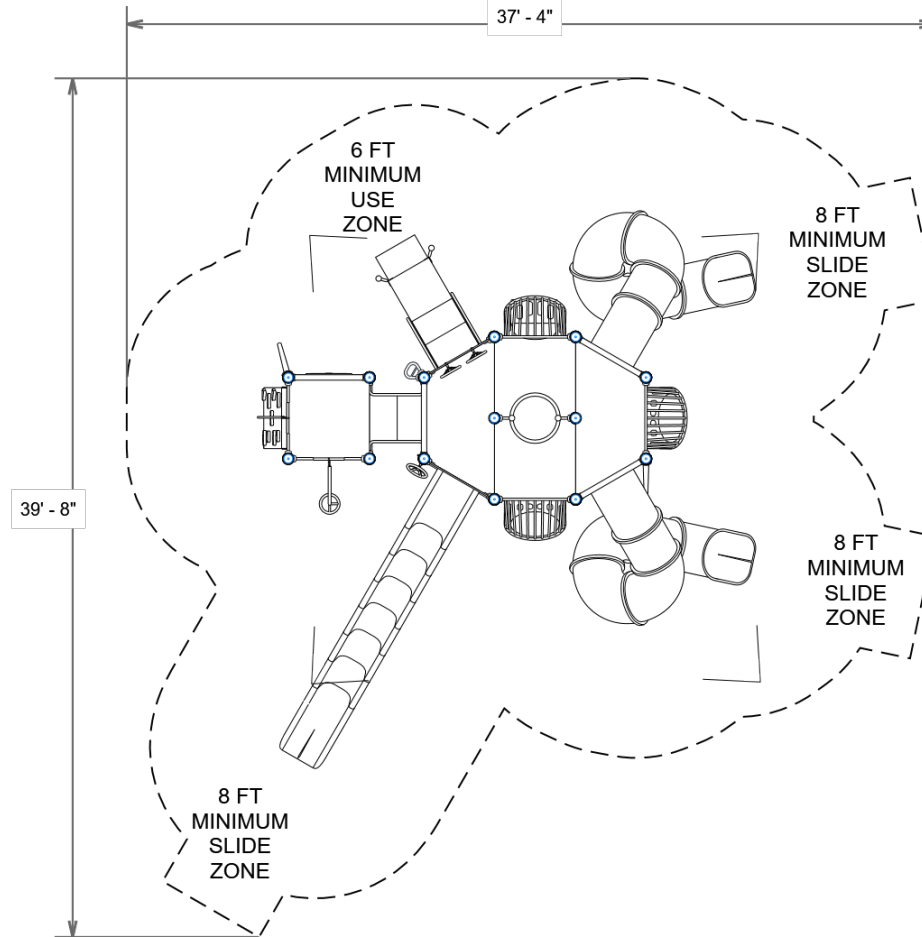


GENERAL NOTES:

This Preliminary Site Plan is based on measurements that were provided in the initial planning phase. All dimensions must be verified prior to the submission of a purchase order. Playcraft Systems will not be held responsible for any discrepancies between actual dimensions and dimensions submitted in the planning phase.

The Minimum Use Zone for a play structure is based on the product design at the time of proposal. Components and structure designs may be subject to change which may affect dimensions. Therefore, before preparing the site, we strongly recommend obtaining final drawings from the factory (available after the order is placed and included in the Assembly Manual).

WARNING: Accessible safety surfacing material is required beneath and around this equipment that has a critical height value (Fall Height) appropriate for the highest accessible part of this equipment. Refer to the CPSC'S Handbook For Public Playground Safety, Section 4: Surfacing.



PROJECT#: R5087812B

DATE: 5/7/2020 | DRAWN BY:

MIN. USE ZONE: 38' x 40'

PLAYCRAFT REP:

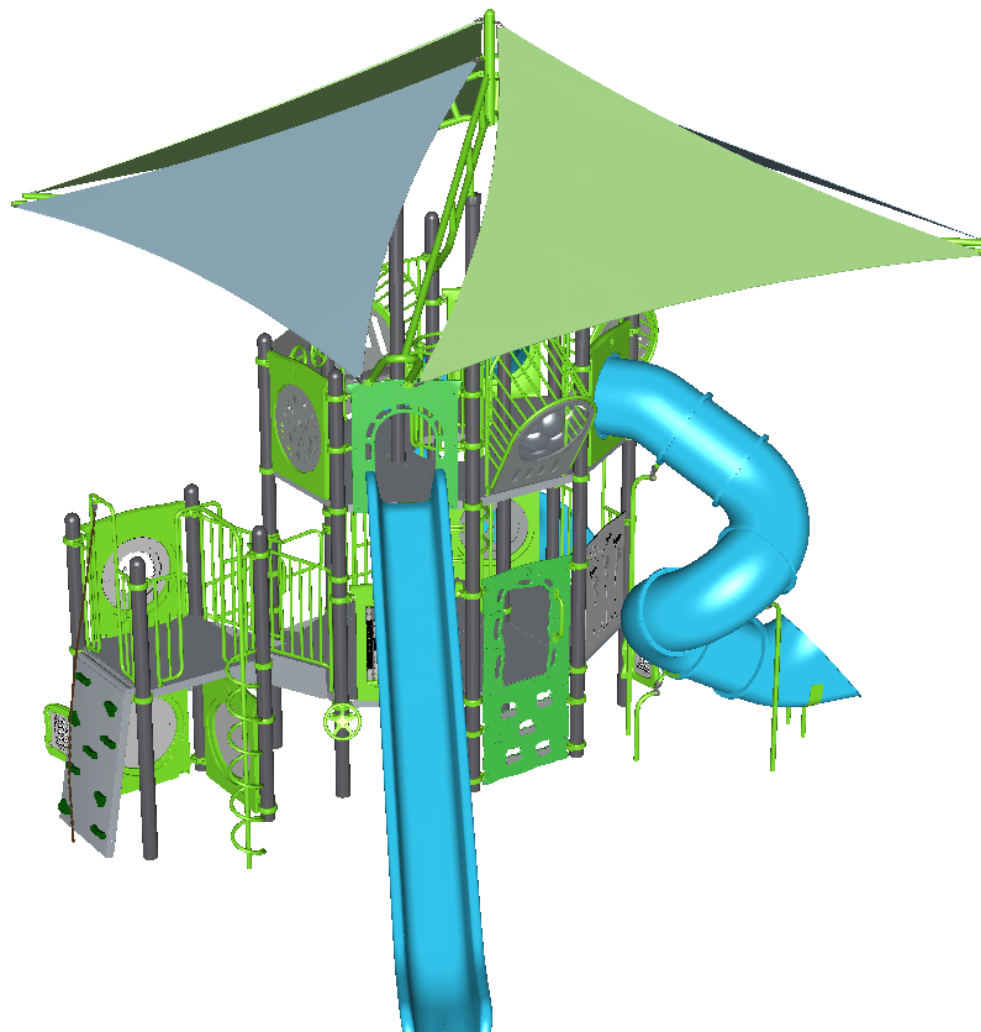
Playcraft Direct, Inc.



R5087812B
SW VIEW

R5

FOR KIDS
AGES
5-12



STRUCTURE#: R5087812B

PROJECT#: R5087812B

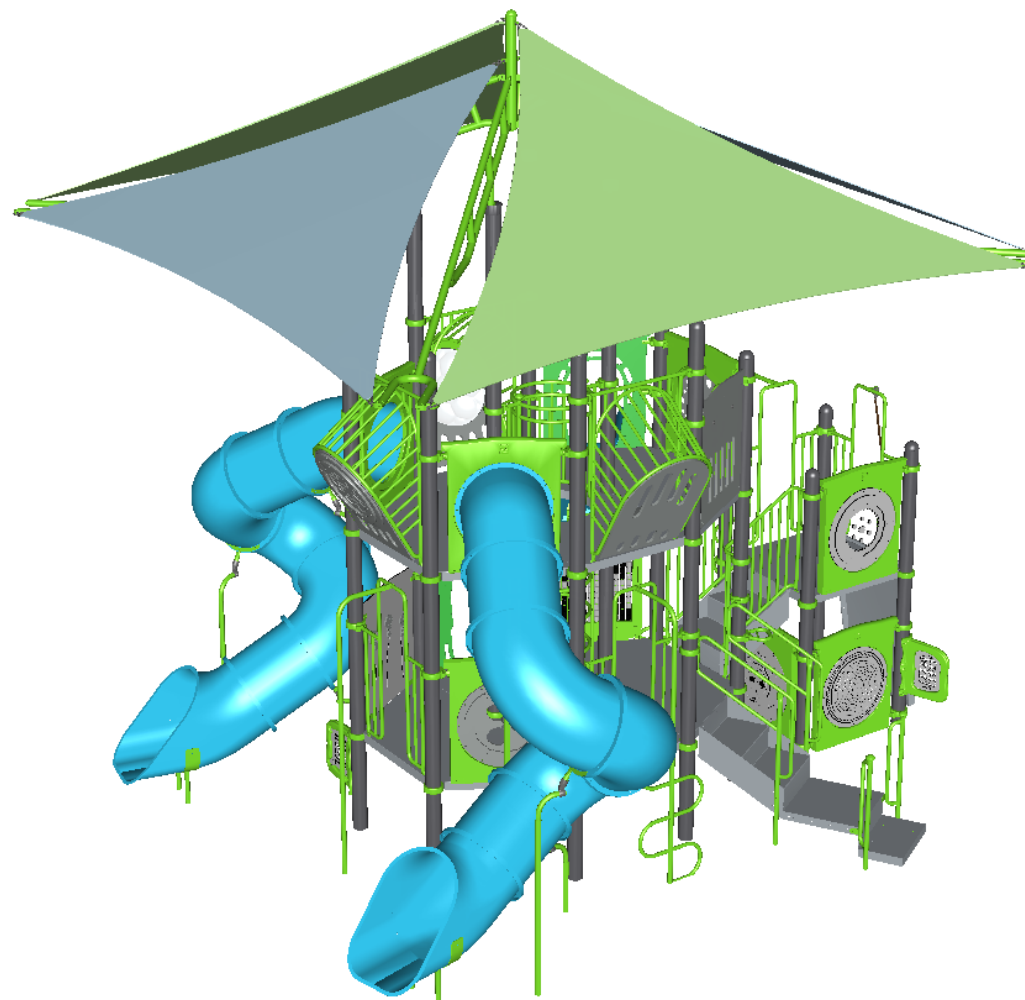
DATE: 5/7/2020 | DRAWN BY:



R5087812B
NE VIEW

R5

FOR KIDS
AGES
5-12



STRUCTURE#: R5087812B

PROJECT#: R5087812B

DATE: 5/7/2020 | DRAWN BY:





Bill of Materials

R5087812B

Project# R5087812B

5/7/2020

Item	Description	Quantity
R5087812B		
HS-1004-R	Collars	70
GF-7002	Dome Cap, R5	10
S-1012-R5-12ft	Post, 12ft R5	4
S-1016-R5-16ft	Post, 16ft R5	2
S-1018-R5-18ft	Post, 18ft R5	4
S-1021-R5-21ft	Post, 21ft R5	4
S-1101-R5	Square Deck	3
S-1103-R5	Hex Deck, Half (5 Post)	4
S-1206-24R5	ADA Stairs, 24in Rise w/ Walls (Short)	1
S-1209-24-R5	Transfer Station, 36in-C	1
S-1213-3R	Climber, Firepole 30-36in	1
S-1214-5R5	Climber, Wall 54-60in	1
S-1222-3R	Climber, Snake 30-36in	1
S-1223-5R	Climber, Spiral 54-60in	1
S-1237-3R5	Climber, Vertical Rock 30-36in	1
S-12891-DD6R5	Center Access Deck (DTD, 72in)	1
S-1310-R5	Transition Wall	4
S-1316-R5	Twister Entry Panel	1
S-1362-13112-R5	Push-Out Barrier (w/ Seat)	1
S-1362-16132-R5	Push-Out Barrier (Bug Eye)	1
S-1362-16134-R5	Push-Out Barrier (Labyrinth)	1
S-1610-R5	Peek Panel	1
S-1618-Bug-R5G	Seek Panel (Bug)	1
S-1625-2R5	Dual Driver Panel	1
S-1630-R5	Hourglass Panel	1



Bill of Materials (continued)

Item	Description	Quantity
S-1631-R5	Pinball Panel	1
S-16431-R5	Parachute Panel	1
S-16506-R5	Hypno Station Panel	1
S-1664-R5	Panel Pal, Tic-Tac-Toe	1
S-1668-R5	Panel Pal, Match Game	1
S-1685-R5	Mosaic Panel	1
S-1707-9SPR5	Slide, Tube 108in (Spiral, Left)	1
S-1707-9SPR5	Slide, Tube 108in (Spiral, Right)	1
S-1710-9-SSSSSS	Slide, Twister 108in (S-S-S-S-S-S)	1
S-18027-R520	Shade Sail Canopy, 20ft	1
S-1812-R5	Driver Wheel (Post Mounted)	1
S-1937-R5	Crunch Handle	1
HS-1100-2	Deck to Deck Hardware	6