

TOP VIEW

ADA ACCESSIBILITY GUIDELINE - ADAAG CONFORMANCE

ELEVATED	ACCESSIBLE	RAMP ACCESSIBLE	GROUND	TYPES
19	14/10	0	6/6	3/3

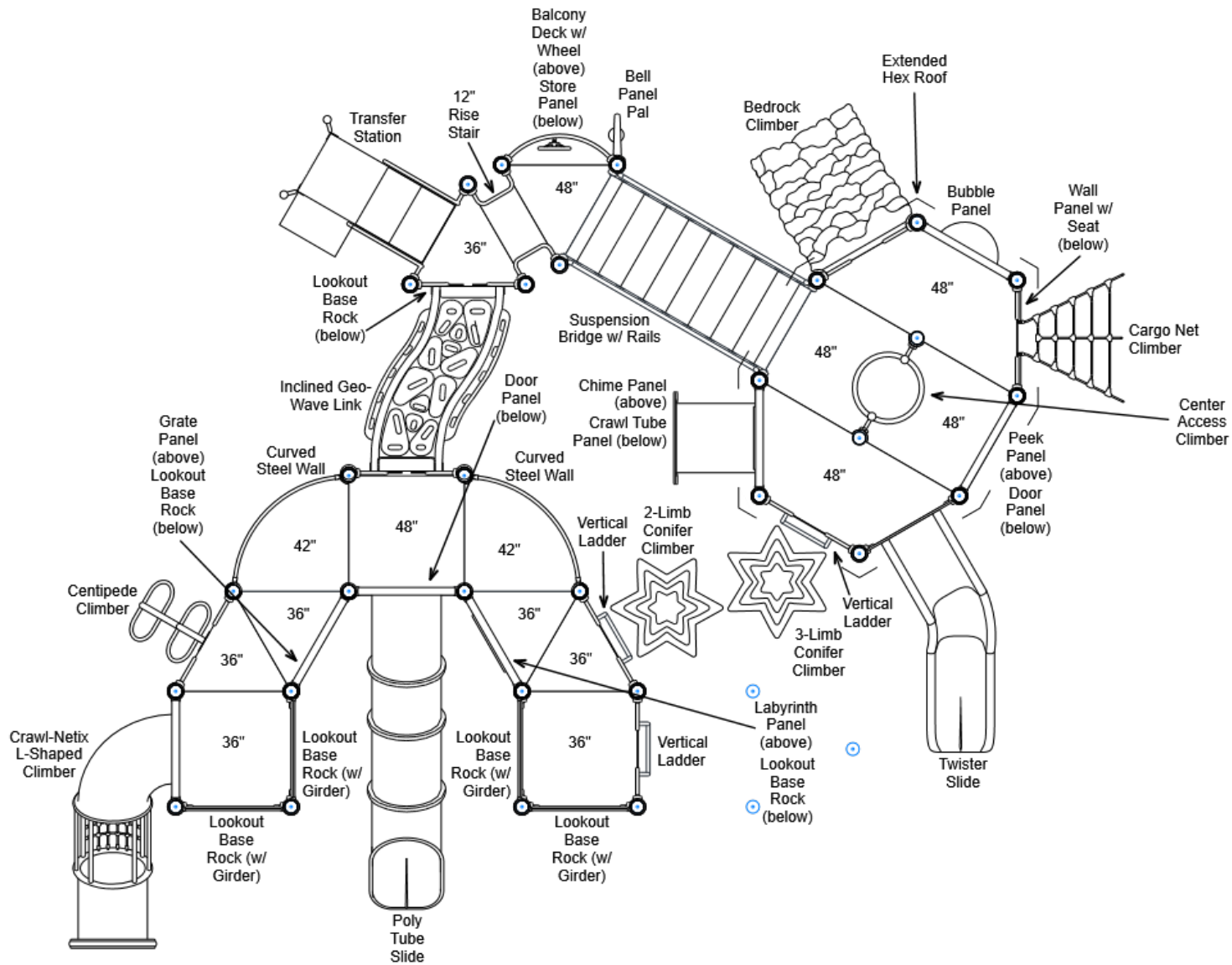
R5

FOR KIDS
AGES
5-12

GENERAL NOTES:

This conceptual plan is based on information provided prior to construction. Detailed site information, including the following, should be obtained, evaluated, and utilized in the final project design. Exact site dimensions, topography, existing utilities, soil conditions and drainage solutions.

WARNING: Accessible safety surfacing material is required beneath and around this equipment that has a critical height value (Fall Height) appropriate for the highest accessible part of this equipment. Refer to the CPSC'S Handbook For Public Playground Safety, Section 4: Surfacing.



STRUCTURE#: R5080A4AA

PROJECT#: R5080A4AA

DATE: 2/12/2020 | DRAWN BY: Connor

MIN. USE ZONE: 50' x 40'

PLAYCRAFT REP:

Playcraft Direct, Inc.

R5080A4AA

TOP VIEW

ADA ACCESSIBILITY GUIDELINE - ADAAG CONFORMANCE

ELEVATED	ACCESSIBLE	RAMP ACCESSIBLE	GROUND	TYPES
19	14/10	0	6/6	3/3

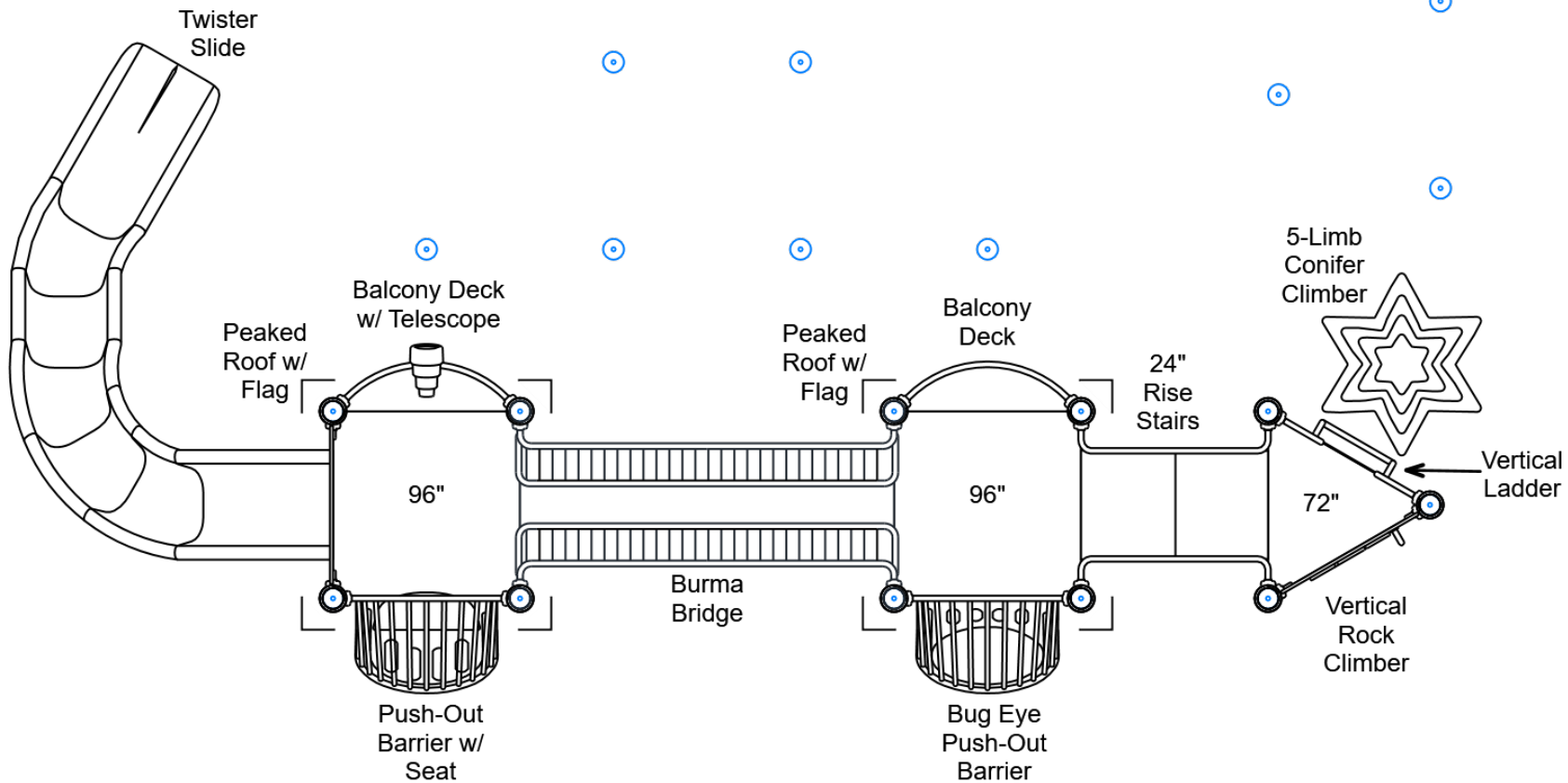
R5

FOR KIDS
AGES
5-12

GENERAL NOTES:

This conceptual plan is based on information provided prior to construction. Detailed site information, including the following, should be obtained, evaluated, and utilized in the final project design. Exact site dimensions, topography, existing utilities, soil conditions and drainage solutions.

WARNING: Accessible safety surfacing material is required beneath and around this equipment that has a critical height value (Fall Height) appropriate for the highest accessible part of this equipment. Refer to the CPSC'S Handbook For Public Playground Safety, Section 4: Surfacing.



STRUCTURE#: R5080A4AA

PROJECT#: R5080A4AA

DATE: 2/12/2020 | DRAWN BY: Connor

MIN. USE ZONE: 50' x 40'

PLAYCRAFT REP:

Playcraft Direct, Inc.



R5080A4AA SITE PLAN

ADA ACCESSIBILITY GUIDELINE - ADAAG CONFORMANCE

ELEVATED	ACCESSIBLE	RAMP ACCESSIBLE	GROUND	TYPES
19	14/10	0	6/6	3/3

R5

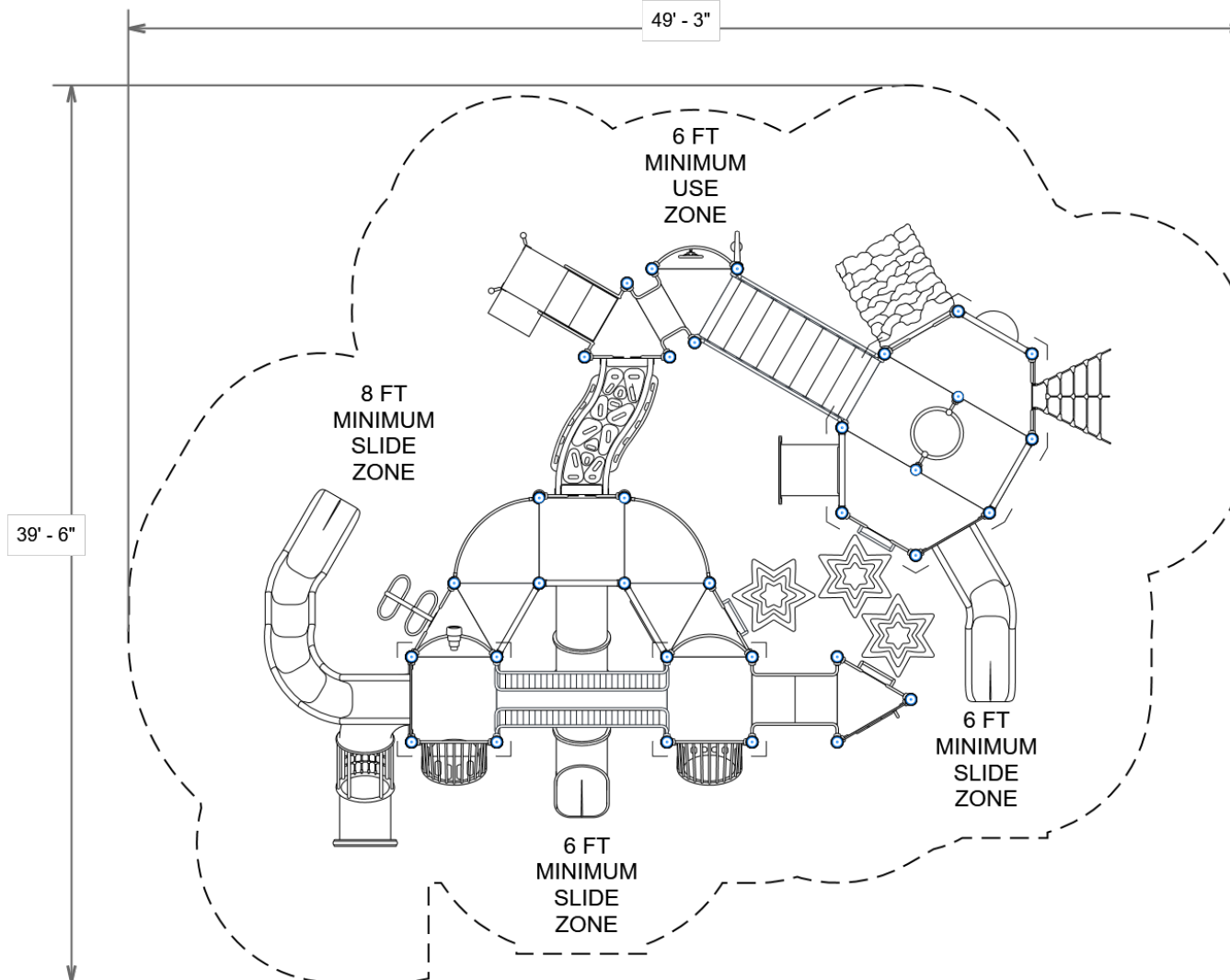
FOR KIDS
AGES
5-12

GENERAL NOTES:

This Preliminary Site Plan is based on measurements that were provided in the initial planning phase. All dimensions must be verified prior to the submission of a purchase order. Playcraft Systems will not be held responsible for any discrepancies between actual dimensions and dimensions submitted in the planning phase.

The Minimum Use Zone for a play structure is based on the product design at the time of proposal. Components and structure designs may be subject to change which may affect dimensions. Therefore, before preparing the site, we strongly recommend obtaining final drawings from the factory (available after the order is placed and included in the Assembly Manual).

WARNING: Accessible safety surfacing material is required beneath and around this equipment that has a critical height value (Fall Height) appropriate for the highest accessible part of this equipment. Refer to the CPSC'S Handbook For Public Playground Safety, Section 4: Surfacing.



PROJECT#: R5080A4AA

DATE: 2/12/2020 | DRAWN BY: Connor

MIN. USE ZONE: 50' x 40'

PLAYCRAFT REP:

Playcraft Direct, Inc.



R5080A4AA
SW VIEW

R5

FOR KIDS
AGES
5-12



STRUCTURE#: R5080A4AA
PROJECT#: R5080A4AA
DATE: 2/12/2020 | DRAWN BY: Connor

R5080A4AA
NE VIEW

R5

FOR KIDS
AGES
5-12



STRUCTURE#: R5080A4AA

PROJECT#: R5080A4AA

DATE: 2/12/2020 | DRAWN BY: Connor



Bill of Materials

R5080A4AA

Project# R5080A4AA

2/12/2020

Item	Description	Quantity
R5080A4AA		
HS-1004-R	Collars	174
A2-2918-34-F	Conifer Climber (Fir, 2-Limb)	1
A2-2918-46-F	Conifer Climber (Fir, 3-Limb)	1
A2-2918-70-F	Conifer Climber (Fir, 5-Limb)	1
GF-7002	Dome Cap, R5	17
S-1010-R5-10ft	Post, 10ft R5	1
S-1011-R5-11ft	Post, 11ft R5	13
S-1013-R5-13ft	Post, 13ft R5	1
S-1014-R5-14ft	Post, 14ft R5	10
S-1018-R5-18ft	Post, 18ft R5	8
S-1101-R5	Square Deck	5
S-1102-R5	Tri-Deck	7
S-1103-R5	Hex Deck, Half (5 Post)	2
S-1107-R5	Curved Deck	2
S-1109-R5	Balcony Deck	1
S-1109-R5-MT	Balcony Deck w/ Wheel	1
S-1109-R5-T	Balcony Deck w/ Telescope	1
S-1206-12R5	ADA Stairs, 12in Rise w/ Walls	1
S-1206-24R45	ADA Stairs, 24in Rise w/ Walls	1
S-1209-24-R5	Transfer Station, 36in-R	1
S-1210-36	Climber, Vertical Ladder 30-36in	2
S-1210-48	Climber, Vertical Ladder 42-48in	1
S-1210-72	Climber, Vertical Ladder 66-72in	1
S-1220-3	Climber, Centipede 30-36in	1
S-1228-4	Climber, Bedrock 48in	1



Bill of Materials (continued)

Item	Description	Quantity
S-1237-6R5	Climber, Vertical Rock 66-72in	1
S-12461-4	Climber, Cargo Net 42-48in	1
S-1249-DDH1R5	Geo-Wave Link 12in (Horiz, Incl. DTD Right)	1
S-12891-4R5	Center Access Deck (42-48in)	1
S-1309-2-R5	Half Walls (Pair) R5	7
S-1316-R5	Twister Entry Panel	2
S-1328-R5	Steel Wall (Curved)	2
S-1333-R5G	Wall Seat Panel	1
S-1362-13112-R5	Push-Out Barrier (w/ Seat)	1
S-1362-16132-R5	Push-Out Barrier (Bug Eye)	1
S-1506-R-90R5	Bridge, Suspension w/ Rails	1
S-1509-90R5	Bridge, Burma (90in)	1
S-1535-DTG-LR36	Climber, Crawl-Netix 36in (L-Shaped, DTG, R)	1
S-1602-R5	Bubble Panel	1
S-1604-R5	Chime Panel	1
S-1610-R5	Peek Panel	1
S-1615-R5	Store Panel	1
S-1626-R5	Grate Panel	1
S-1634-R5	Labyrinth Panel	1
S-1654-R5	Door Panel	2
S-1661-R5	Panel Pal, Bell	1
S-1672-36B	Base Rock	3
S-1672-36B-GRD	Base Rock (w/ Girder)	4
S-16801-R5G	Crawl Tube Panel	1
S-1707-4R5	Slide, Tube 48in	1
S-1710-4-R	Slide, Twister 48in (R)	1
S-1710-8-RRRSR	Slide, Twister 96in (R-R-R-S-R)	1
S-18018-R5-F	Roof, Peaked w/ Flag (HDPE/Steel)	2
S-1806-R5	Roof, Extended Hex	1
HS-1100-2	Deck to Deck Hardware	7