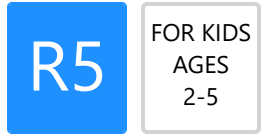


R507D0A6A TOP VIEW

ADA ACCESSIBILITY GUIDELINE - ADAAG CONFORMANCE

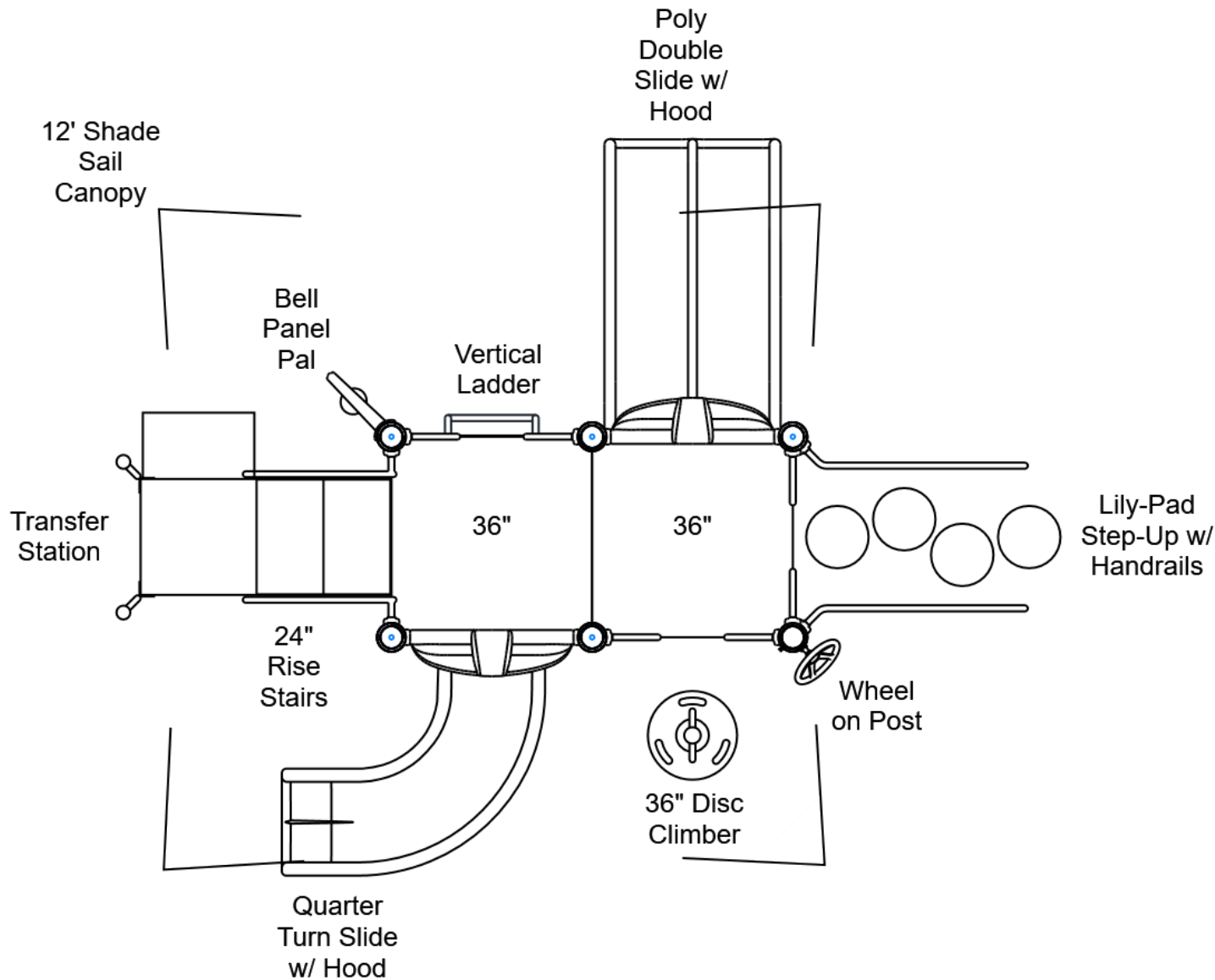
ELEVATED	ACCESSIBLE	RAMP ACCESSIBLE	GROUND	TYPES
4	4/2	0	2/1	2/1



GENERAL NOTES:

This conceptual plan is based on information provided prior to construction. Detailed site information, including the following, should be obtained, evaluated, and utilized in the final project design. Exact site dimensions, topography, existing utilities, soil conditions and drainage solutions.

WARNING: Accessible safety surfacing material is required beneath and around this equipment that has a critical height value (Fall Height) appropriate for the highest accessible part of this equipment. Refer to the CPSC'S Handbook For Public Playground Safety, Section 4: Surfacing.



STRUCTURE#: R507D0A6A

PROJECT#: R507D0A6A

DATE: 4/21/2020 | DRAWN BY: Derick

MIN. USE ZONE: 30' x 26'

PLAYCRAFT REP:

Playcraft Direct, Inc.



R507D0A6A SITE PLAN

ADA ACCESSIBILITY GUIDELINE - ADAAG CONFORMANCE

ELEVATED	ACCESSIBLE	RAMP ACCESSIBLE	GROUND	TYPES
4	4/2	0	2/1	2/1



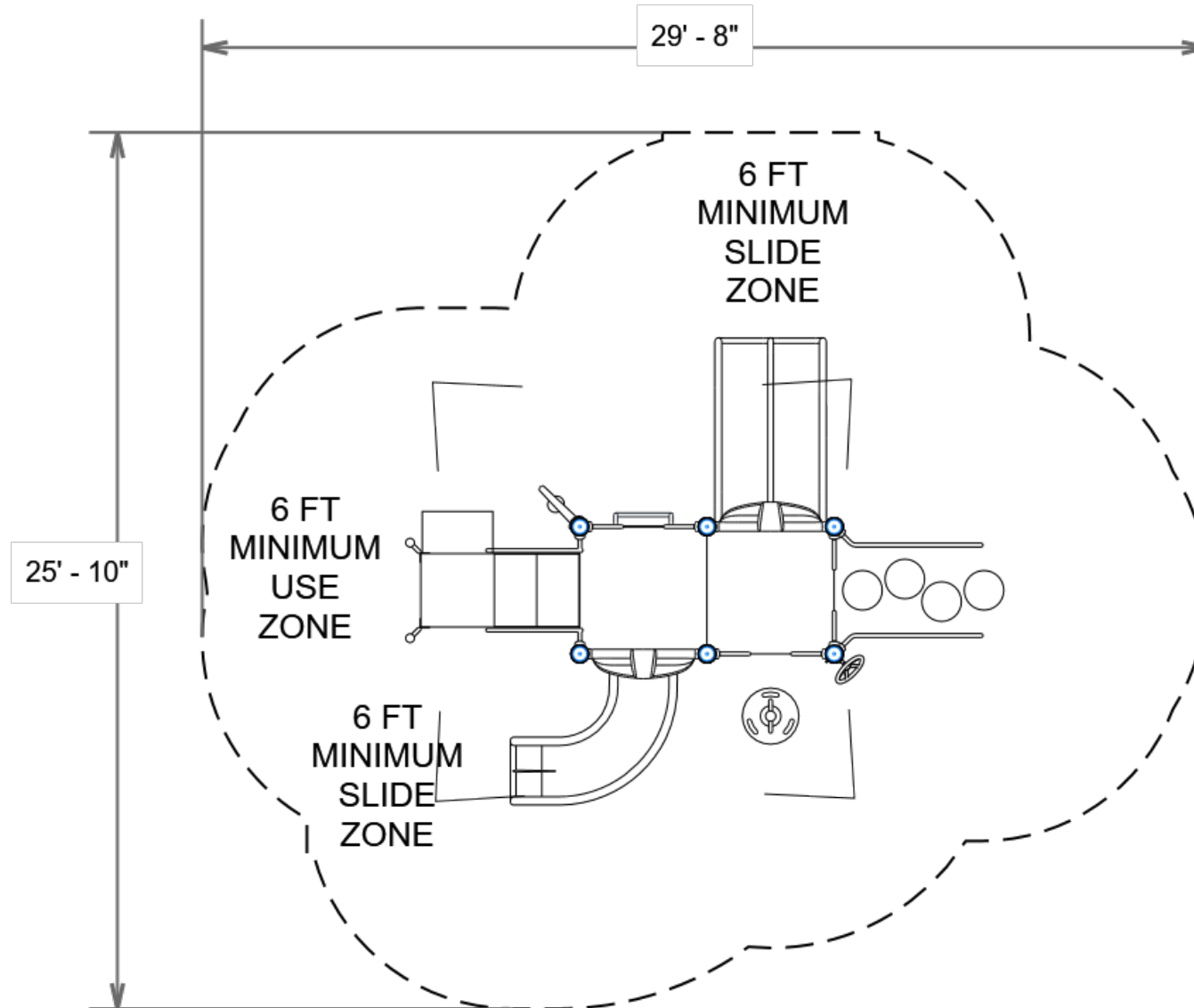
FOR KIDS
AGES
2-5

GENERAL NOTES:

This Preliminary Site Plan is based on measurements that were provided in the initial planning phase. All dimensions must be verified prior to the submission of a purchase order. Playcraft Systems will not be held responsible for any discrepancies between actual dimensions and dimensions submitted in the planning phase.

The Minimum Use Zone for a play structure is based on the product design at the time of proposal. Components and structure designs may be subject to change which may affect dimensions. Therefore, before preparing the site, we strongly recommend obtaining final drawings from the factory (available after the order is placed and included in the Assembly Manual).

WARNING: Accessible safety surfacing material is required beneath and around this equipment that has a critical height value (Fall Height) appropriate for the highest accessible part of this equipment. Refer to the CPSC's Handbook For Public Playground Safety, Section 4: Surfacing.



PROJECT#: R507D0A6A

DATE: 4/21/2020 | DRAWN BY: Derick

MIN. USE ZONE: 30' x 26'

PLAYCRAFT REP:

Playcraft Direct, Inc.



R507D0A6A
SW VIEW

R5

FOR KIDS
AGES
2-5



STRUCTURE#: R507D0A6A

PROJECT#: R507D0A6A

DATE: 4/21/2020 | DRAWN BY: Derick



R507D0A6A
NE VIEW

R5

FOR KIDS
AGES
2-5



STRUCTURE#: R507D0A6A

PROJECT#: R507D0A6A

DATE: 4/21/2020 | DRAWN BY: Derick

PLAYCRAFT
SYSTEMS



Bill of Materials

R507D0A6A

Project# R507D0A6A

4/21/2020

Item	Description	Quantity
R507D0A6A		
HS-1004-R	Collars	16
GF-7002	Dome Cap, R5	2
S-1010-R5-10ft	Post, 10ft R5	2
S-1014-R5-14ft	Post, 14ft R5	4
S-1101-R5	Square Deck	2
S-1209-24-R5	Transfer Station, 36in-L	1
S-1210-36	Climber, Vertical Ladder 30-36in	1
S-1233-3-HW	Climber, Disc 30-36in (w/ HW)	1
S-1303-R5	Single Slide SitDown Hood	1
S-1306-R5	Double Slide SitDown Hood	1
S-1309-2-R5	Half Walls (Pair) R5	3
S-1414-3-HH-R5	Climber, Step-Up 36in (Lily-Pad, Hand Rails)	1
S-1661-R5	Panel Pal, Bell	1
S-1702-3R5	Slide, Double 36in	1
S-1705-3	Slide, Quarter Turn 36in	1
S-18027-R512	Shade Sail Canopy, 12ft	1
S-1812-R5	Driver Wheel (Post Mounted)	1
HS-1100-2	Deck to Deck Hardware	2