

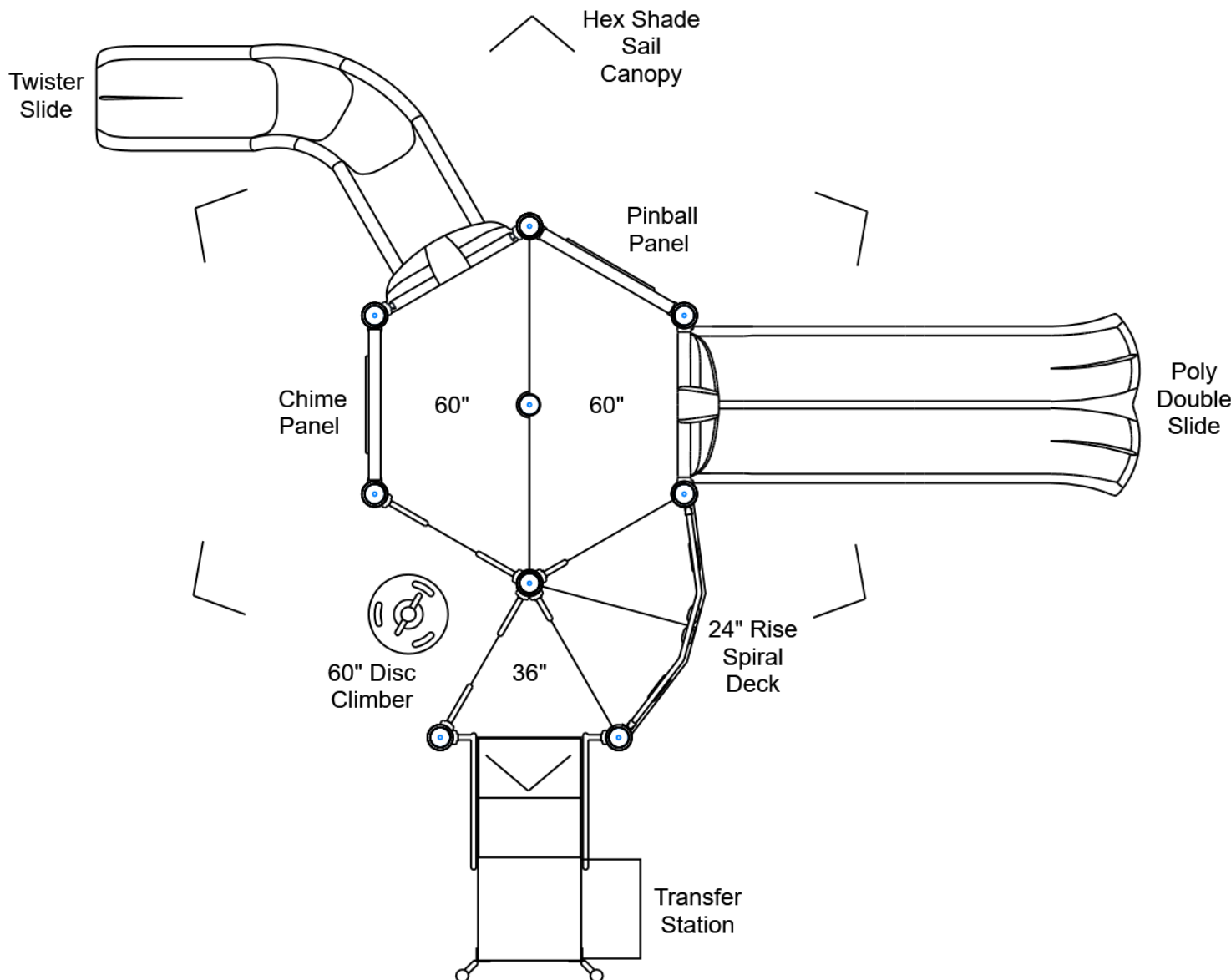
**R507AA8AA****TOP VIEW****ADA ACCESSIBILITY GUIDELINES - ADAAG CONFORMANCE**

ELEVATED	ACCESSIBLE	RAMP ACCESSIBLE	GROUND	TYPES
5	5/3	0/0	6/2	3/2
CHILD CAPACITY	59	MAX FALL HEIGHT	60	

**R5**FOR KIDS  
AGES  
5-12**GENERAL NOTES**

This conceptual plan is based on information provided prior to construction. Detailed site information, including the following, should be obtained, evaluated, and utilized in the final project design. Exact site dimensions, topography, existing utilities, soil conditions and drainage solutions.

**WARNING:** Accessible safety surfacing material is required beneath and around this equipment that has a critical height value (Fall Height) appropriate for the highest accessible part of this equipment. Refer to the CPSC'S Handbook For Public Playground Safety, Section 4: Surfacing.



STRUCTURE # R507AA8AA  
PROJECT # R507AA8AA  
DATE 4/11/2023

**Playcraft Direct, Inc.**

MIN. USE ZONE 34' x 32'



R507AA8AA  
TOP VIEW

ADA ACCESSIBILITY GUIDELINES - ADAAG CONFORMANCE

ELEVATED	ACCESSIBLE	RAMP ACCESSIBLE	GROUND	TYPES
5	5/3	0/0	6/2	3/2
CHILD CAPACITY	59	MAX FALL HEIGHT	60	

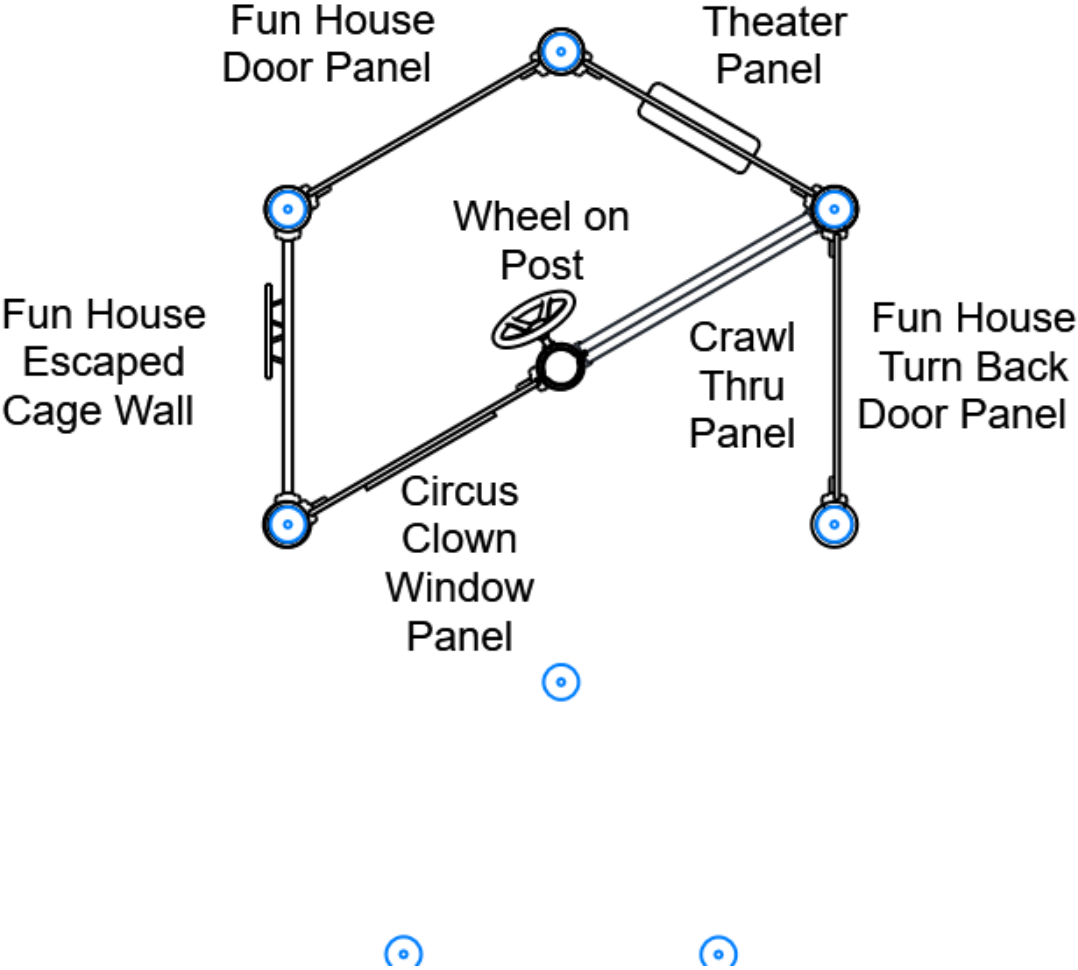
R5

FOR KIDS  
AGES  
5-12

GENERAL NOTES

This conceptual plan is based on information provided prior to construction. Detailed site information, including the following, should be obtained, evaluated, and utilized in the final project design. Exact site dimensions, topography, existing utilities, soil conditions and drainage solutions.

WARNING: Accessible safety surfacing material is required beneath and around this equipment that has a critical height value (Fall Height) appropriate for the highest accessible part of this equipment. Refer to the CPSC'S Handbook For Public Playground Safety, Section 4: Surfacing.



STRUCTURE # R507AA8AA  
PROJECT # R507AA8AA  
DATE 4/11/2023

Playcraft Direct, Inc.  
MIN. USE ZONE 34' x 32'



R507AA8AA  
SITE PLAN

ADA ACCESSIBILITY GUIDELINES - ADAAG CONFORMANCE

ELEVATED	ACCESSIBLE	RAMP ACCESSIBLE	GROUND	TYPES
5	5/3	0/0	6/2	3/2

R5

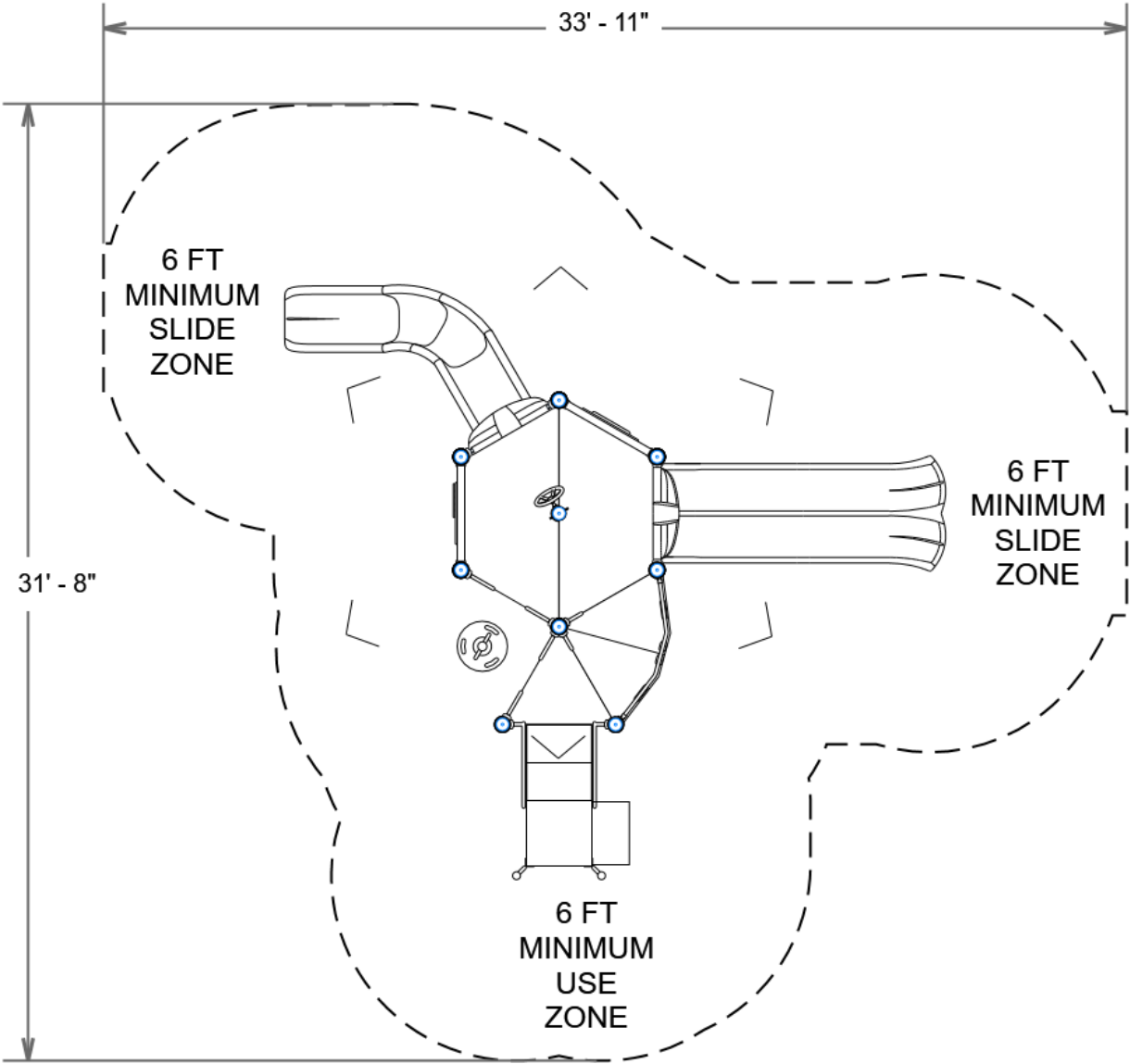
FOR KIDS  
AGES  
5-12

GENERAL NOTES

This Preliminary Site Plan is based on measurements that were provided in the initial planning phase. All dimensions must be verified prior to the submission of a purchase order. Playcraft Systems will not be held responsible for any discrepancies between actual dimensions and dimensions submitted in the planning phase.

The Minimum Use Zone for a play structure is based on the product design at the time of proposal. Components and structure designs may be subject to change which may affect dimensions. Therefore, before preparing the site, we strongly recommend obtaining final drawings from the factory (available after the order is placed and included in the Assembly Manual).

WARNING: Accessible safety surfacing material is required beneath and around this equipment that has a critical height value (Fall Height) appropriate for the highest accessible part of this equipment. Refer to the CPSC'S Handbook For Public Playground Safety, Section 4: Surfacing.



**R507AA8AA**  
**SW VIEW**

**R5**

FOR KIDS  
AGES  
2-5



**STRUCTURE #** R507AA8AA  
**PROJECT #** R507AA8AA  
**DATE** 4/11/2023



**R507AA8AA**  
**NE VIEW**

**R5**

FOR KIDS  
AGES  
2-5



**STRUCTURE #** R507AA8AA  
**PROJECT #** R507AA8AA  
**DATE** 4/11/2023

## R507AA8AA

**Project #** R507AA8AA

**Date** 4/11/2023

Item / Part Number	Description	Qty
<b>[R507AA8AA]</b>		
HS-1004-R	Collars	47
GF-7001	Flat Cap, R5	1
GF-7002	Dome Cap, R5	2
S-1009-R5F-9-060-099	Post, 9ft, 60in (99in)	1
S-1010-R5-10ft	Post, 10ft R5	1
S-1011-R5-11ft	Post, 11ft R5	1
S-1016-R5-16ft	Post, 16ft R5	6
S-11021-L	Spiral Deck, (Left, 24in)	1
S-1102-R5	Tri-Deck	1
S-1103-R5	Hex Deck, Half (5 Post)	2
S-1209-24-R5	Transfer Station, 36in-R	1
S-1233-5-HW	Climber, Disc 54-60in (w/ HW)	1
S-1303-TW-R5	Twister Entry Panel w/ Hood	1
S-1306-R5	Double Slide SitDown Hood	1
S-1309-2-R5	Half Walls (Pair) R5	2
S-1343-R560	Fun House Escaped Cage Wall	1
S-1600-R5G	Crawl Thru Panel	1
S-1604-R5	Chime Panel	1
S-1631-R5	Pinball Panel	1
S-16502	Circus Clown Window Panel	1
S-16503	Fun House Door Panel (Turn Back)	1
S-16505	Fun House Door Panel	1
S-1656-R5G	Theater Panel	1
S-1702-5R5	Slide, Double 60in	1
S-1710-5-LL	Slide, Twister 60in (L2)	1
S-18028-R514	Shade Sail, Hex 14ft	1
S-1812-R5	Driver Wheel (Post Mounted)	1