

R507707FA

TOP VIEW

ADA ACCESSIBILITY GUIDELINE - ADAAG CONFORMANCE

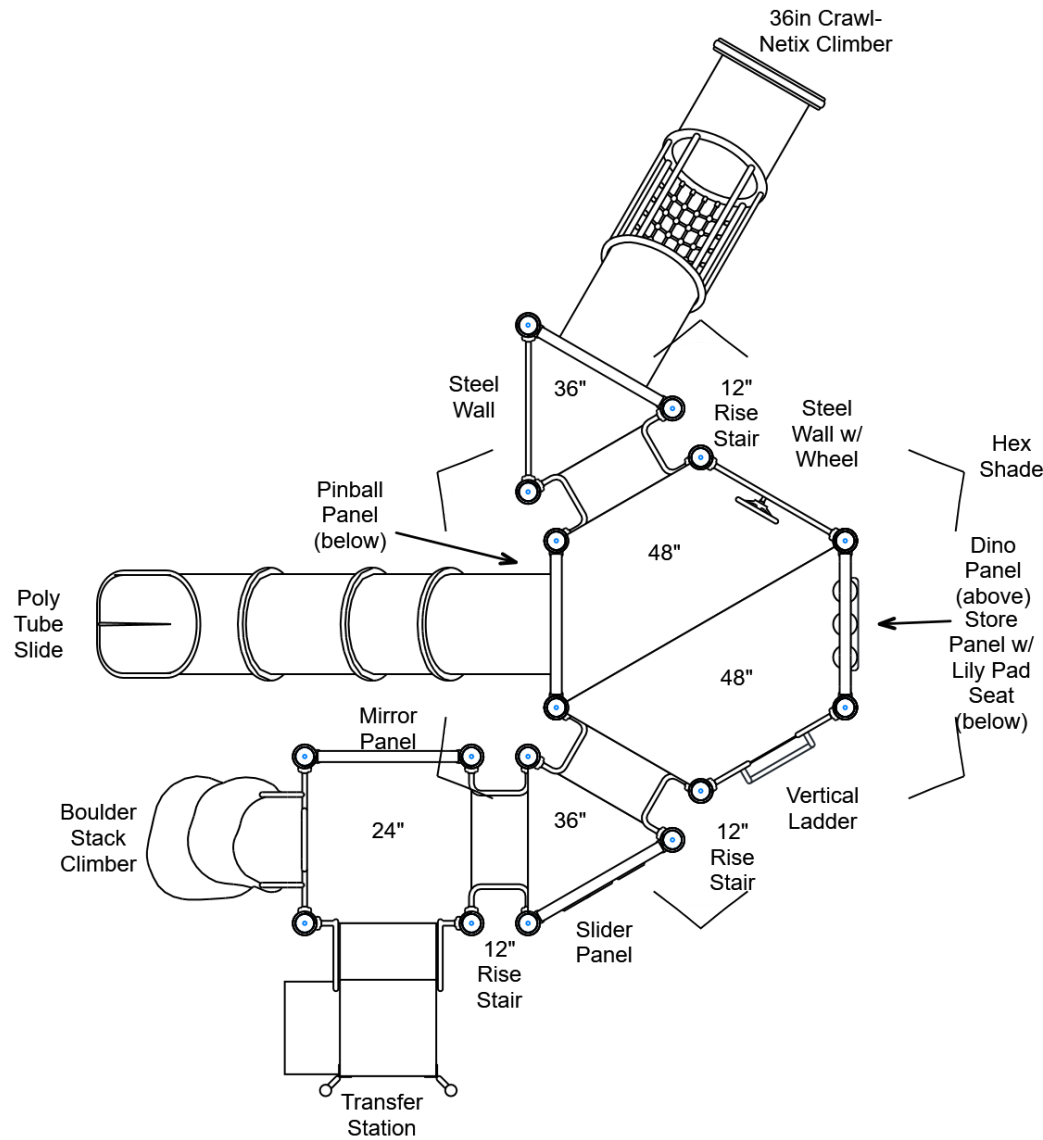
ELEVATED	ACCESSIBLE	RAMP ACCESSIBLE	GROUND	TYPES
7	7/4	0	3/2	3/2



GENERAL NOTES:

This conceptual plan is based on information provided prior to construction. Detailed site information, including the following, should be obtained, evaluated, and utilized in the final project design. Exact site dimensions, topography, existing utilities, soil conditions and drainage solutions.

WARNING: Accessible safety surfacing material is required beneath and around this equipment that has a critical height value (Fall Height) appropriate for the highest accessible part of this equipment. Refer to the CPSC'S Handbook For Public Playground Safety, Section 4: Surfacing.



STRUCTURE#: R507707FA

PROJECT#: R507707FA

DATE: 4/3/2020 | DRAWN BY: Nathaniel

MIN. USE ZONE: 30' x 36'

PLAYCRAFT REP:

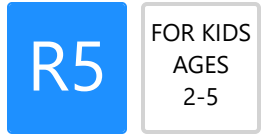
Playcraft Direct, Inc.



R507707FA SITE PLAN

ADA ACCESSIBILITY GUIDELINE - ADAAG CONFORMANCE

ELEVATED	ACCESSIBLE	RAMP ACCESSIBLE	GROUND	TYPES
7	7/4	0	3/2	3/2

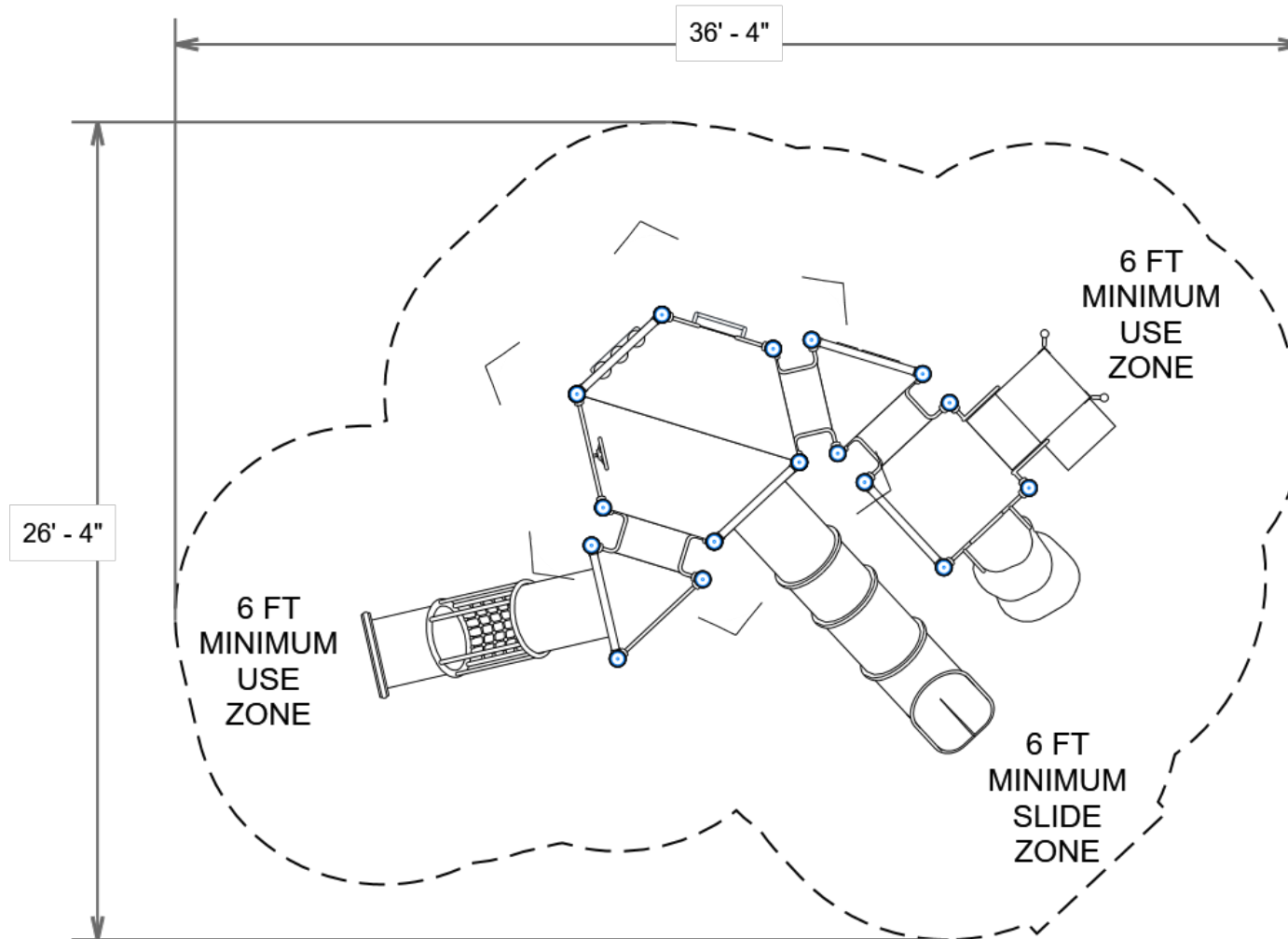


GENERAL NOTES:

This Preliminary Site Plan is based on measurements that were provided in the initial planning phase. All dimensions must be verified prior to the submission of a purchase order. Playcraft Systems will not be held responsible for any discrepancies between actual dimensions and dimensions submitted in the planning phase.

The Minimum Use Zone for a play structure is based on the product design at the time of proposal. Components and structure designs may be subject to change which may affect dimensions. Therefore, before preparing the site, we strongly recommend obtaining final drawings from the factory (available after the order is placed and included in the Assembly Manual).

WARNING: Accessible safety surfacing material is required beneath and around this equipment that has a critical height value (Fall Height) appropriate for the highest accessible part of this equipment. Refer to the CPSC'S Handbook For Public Playground Safety, Section 4: Surfacing.



PROJECT#: R507707FA

DATE: 4/3/2020 | DRAWN BY: Nathaniel

MIN. USE ZONE: 37' x 27'

PLAYCRAFT REP:

Playcraft Direct, Inc.



R507707FA
SW VIEW

R5

FOR KIDS
AGES
2-5



STRUCTURE#: R507707FA

PROJECT#: R507707FA

DATE: 4/3/2020 | DRAWN BY: Nathaniel



R507707FA
NE VIEW

R5

FOR KIDS
AGES
2-5



STRUCTURE#: R507707FA

PROJECT#: R507707FA

DATE: 4/3/2020 | DRAWN BY: Nathaniel





Bill of Materials

R507707FA

Project# R507707FA

4/3/2020

Item	Description	Quantity
R507707FA		
HS-1004-R	Collars	47
GF-7002	Dome Cap, R5	10
S-1009-R5-09ft	Post, 09ft R5	2
S-1010-R5-10ft	Post, 10ft R5	4
S-1011-R5-11ft	Post, 11ft R5	4
S-1015-R5-15ft	Post, 15ft R5	6
S-1101-R5	Square Deck	1
S-1102-R5	Tri-Deck	2
S-1106-R5	Hex Deck, Half (4 Post)	2
S-1206-12R5	ADA Stairs, 12in Rise w/ Walls	3
S-1209-12-R5	Transfer Station, 24in-L	1
S-1210-48	Climber, Vertical Ladder 42-48in	1
S-1290-D3-R5	Climber, Boulder Stack 18-24in	1
S-1301-R5	Wall, Steel 36in (Standard)	1
S-1301-R5-MT	Wall w/ Wheel	1
S-1309-2-R5	Half Walls (Pair) R5	1
S-1414	Lily Pad Seat	1
S-1535-3DTG-R5	Climber, Crawl-Netix 36in	1
S-1606-R5	Dino Panel	1
S-1609-R5	Mirror Panel	1
S-1614-R5	Slider Panel	1
S-1615-R5	Store Panel	1
S-1631-R5G	Pinball Panel	1
S-1707-4R5	Slide, Tube 48in	1
S-18026-R5	Shade Canopy, Hex	1



Bill of Materials (continued)

Item	Description	Quantity
HS-1100-3	Deck to Deck Hardware	2