

R5075CBAA TOP VIEW

ADA ACCESSIBILITY GUIDELINE - ADAAG CONFORMANCE

ELEVATED	ACCESSIBLE	RAMP ACCESSIBLE	GROUND	TYPES
12	12/6	6	1/0	1/0

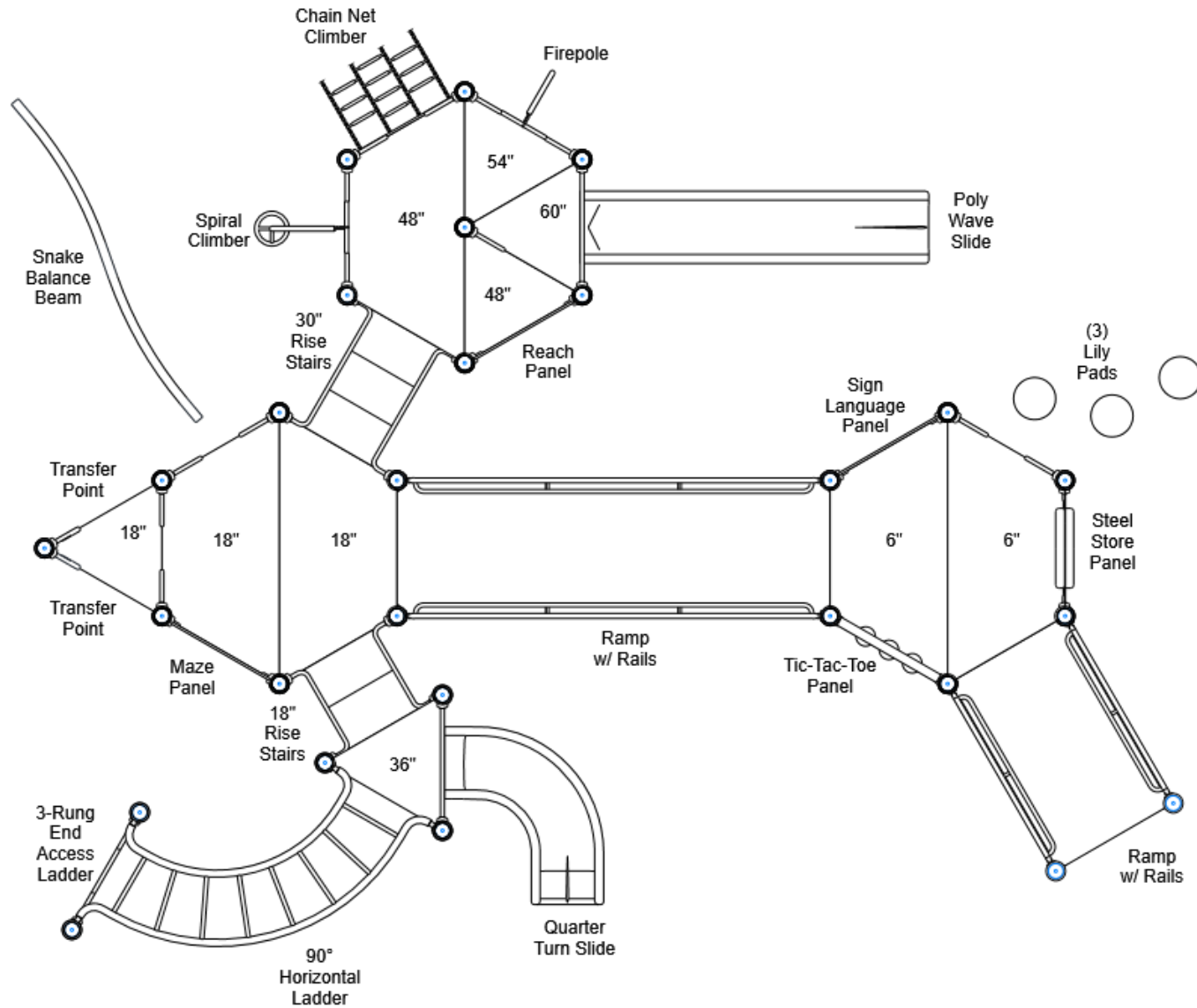
R5

FOR KIDS
AGES
5-12

GENERAL NOTES:

This conceptual plan is based on information provided prior to construction. Detailed site information, including the following, should be obtained, evaluated, and utilized in the final project design. Exact site dimensions, topography, existing utilities, soil conditions and drainage solutions.

WARNING: Accessible safety surfacing material is required beneath and around this equipment that has a critical height value (Fall Height) appropriate for the highest accessible part of this equipment. Refer to the CPSC'S Handbook For Public Playground Safety, Section 4: Surfacing.



STRUCTURE#: R5075CBAA

PROJECT#: R5075CBAA

DATE: 6/30/2020 | DRAWN BY: Alyssa

MIN. USE ZONE: 45' x 38'

PLAYCRAFT REP:

Playcraft Direct, Inc.

R5075CBAA SITE PLAN

ADA ACCESSIBILITY GUIDELINE - ADAAG CONFORMANCE

ELEVATED	ACCESSIBLE	RAMP ACCESSIBLE	GROUND	TYPES
12	12/6	6	1/0	1/0

R5

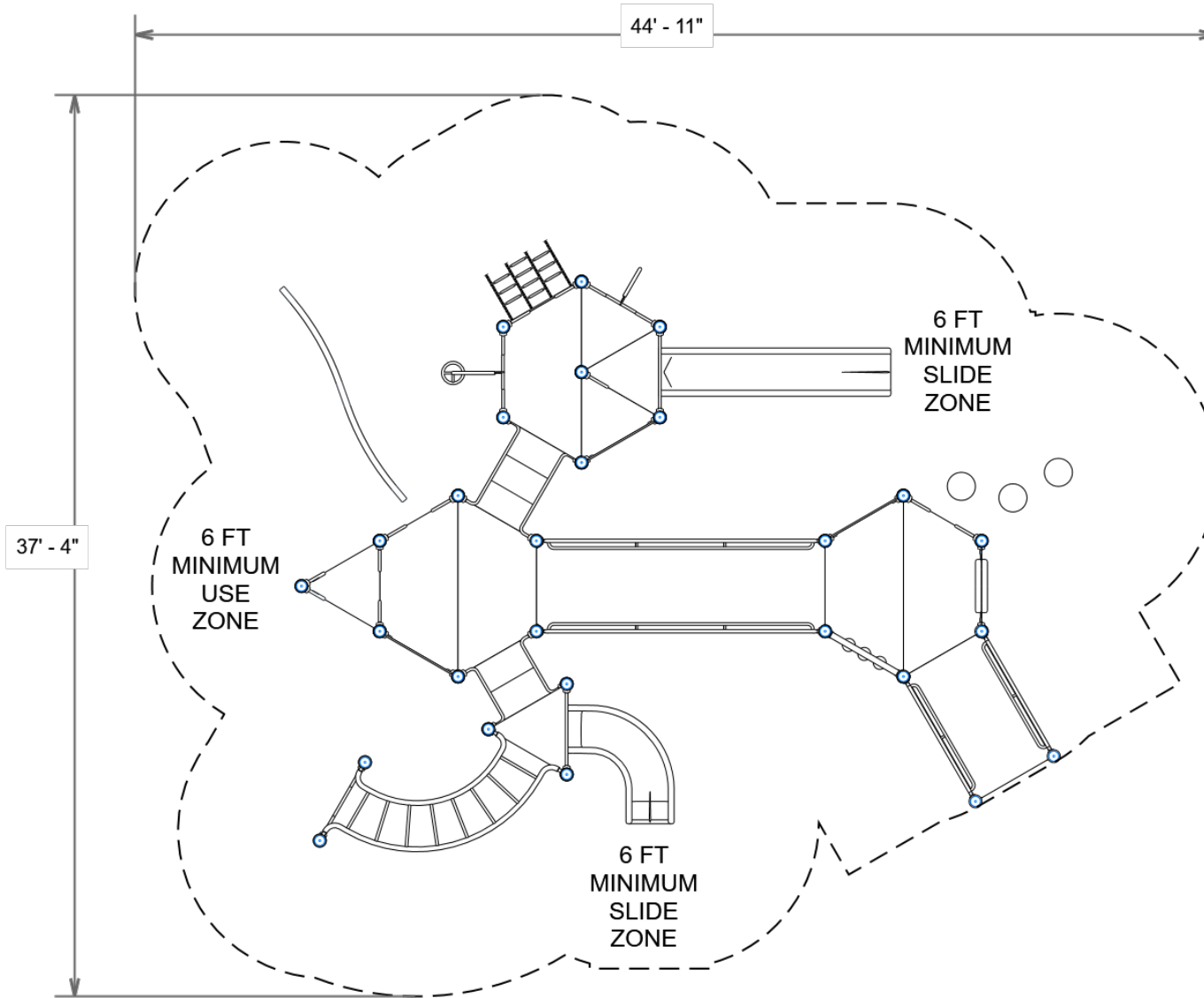
FOR KIDS
AGES
5-12

GENERAL NOTES:

This Preliminary Site Plan is based on measurements that were provided in the initial planning phase. All dimensions must be verified prior to the submission of a purchase order. Playcraft Systems will not be held responsible for any discrepancies between actual dimensions and dimensions submitted in the planning phase.

The Minimum Use Zone for a play structure is based on the product design at the time of proposal. Components and structure designs may be subject to change which may affect dimensions. Therefore, before preparing the site, we strongly recommend obtaining final drawings from the factory (available after the order is placed and included in the Assembly Manual).

WARNING: Accessible safety surfacing material is required beneath and around this equipment that has a critical height value (Fall Height) appropriate for the highest accessible part of this equipment. Refer to the CPSC'S Handbook For Public Playground Safety, Section 4: Surfacing.



PROJECT#: R5075CBAA

DATE: 6/30/2020 | DRAWN BY: Alyssa

MIN. USE ZONE: 45' x 38'

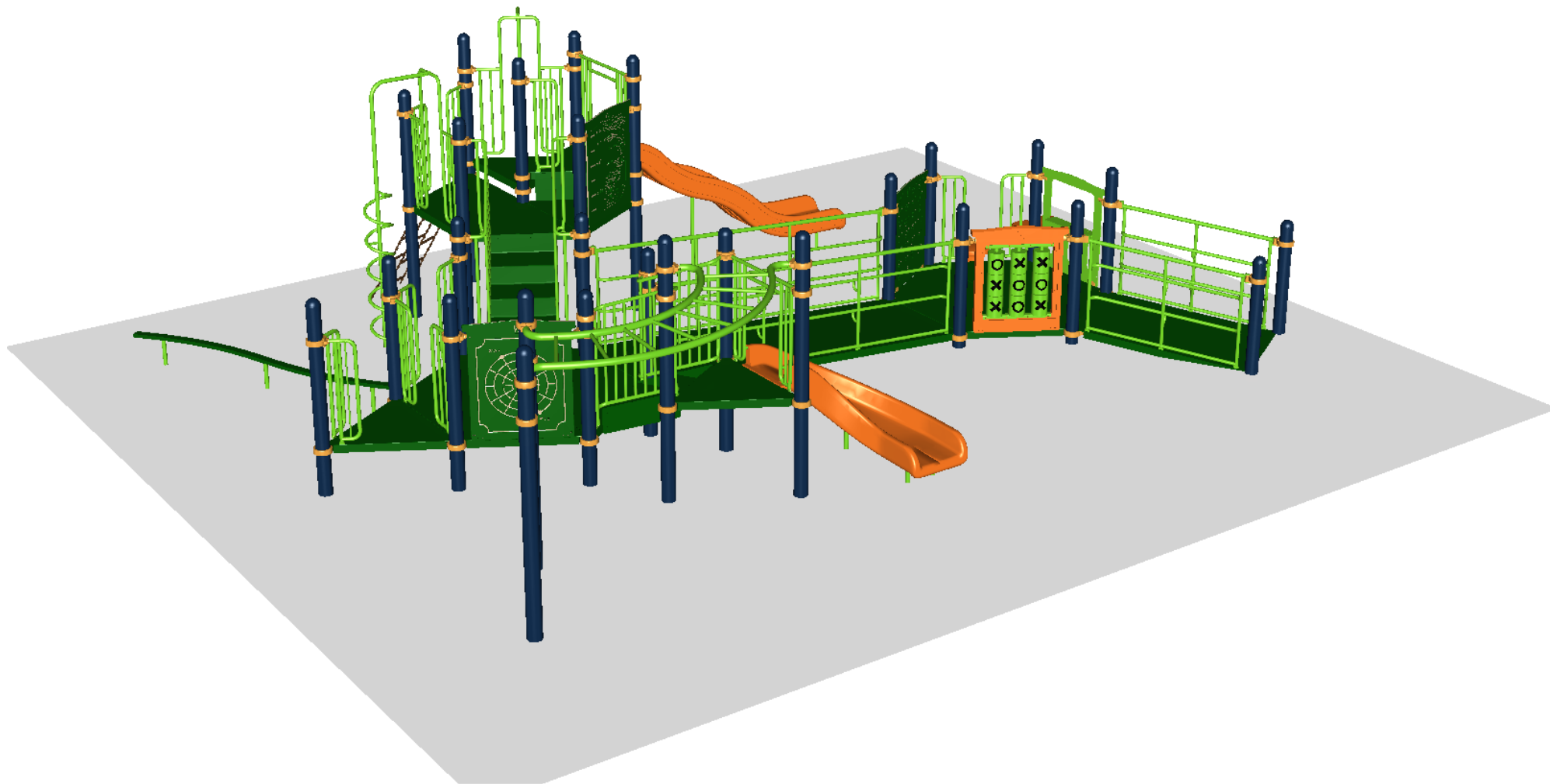
PLAYCRAFT REP:

Playcraft Direct, Inc.

R5075CBAA
SW VIEW

R5

FOR KIDS
AGES
5-12



STRUCTURE#: R5075CBAA

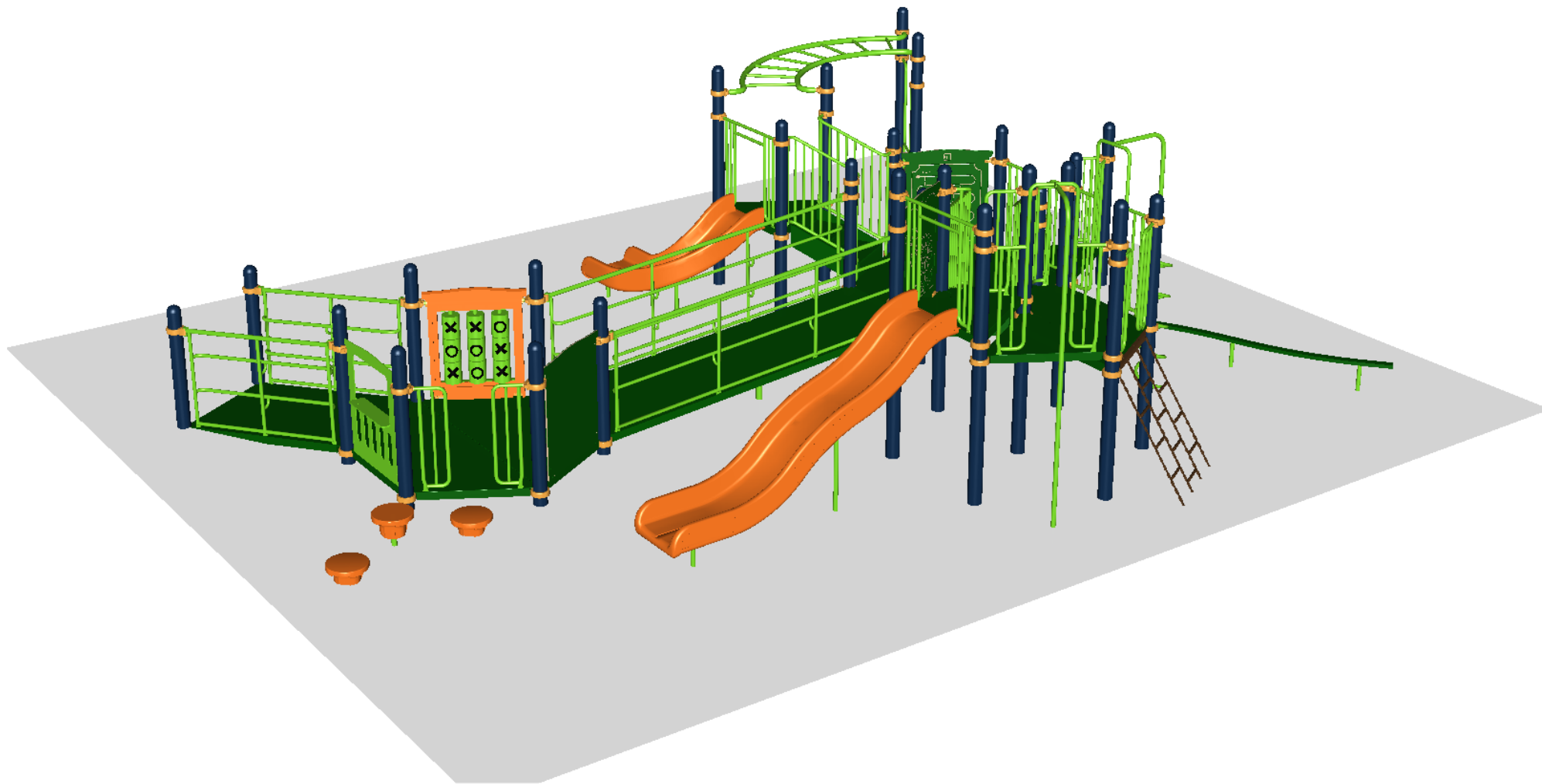
PROJECT#: R5075CBAA

DATE: 6/30/2020 | DRAWN BY: Alyssa

R5075CBAA
NE VIEW

R5

FOR KIDS
AGES
5-12



STRUCTURE#: R5075CBAA

PROJECT#: R5075CBAA

DATE: 6/30/2020 | DRAWN BY: Alyssa



Bill of Materials

R5075CBAA

Project# R5075CBAA

6/30/2020

Item	Description	Quantity
R5075CBAA		
HS-1004-R	Collars	68
A2-2410	Balance Beam (Snake)	1
GF-7002	Dome Cap, R5	27
S-1007-R5-07ft	Post, 07ft R5	2
S-1008-R5-08ft	Post, 08ft R5	6
S-1009-R5-09ft	Post, 09ft R5	7
S-1010-R5-10ft	Post, 10ft R5	1
S-1011-R5-11ft	Post, 11ft R5	7
S-1012-R5-12ft	Post, 12ft R5	4
S-1102-R5	Tri-Deck	5
S-1103-R5	Hex Deck, Half (5 Post)	1
S-1106-R5	Hex Deck, Half (4 Post)	4
S-1110-R	Filler, 12in	1
S-1206-18R5	ADA Stairs, 18in Rise w/ Walls	1
S-1206-30R5	ADA Stairs, 30in Rise w/ Walls	1
S-1208-RL-6	Ramp 72in (6in Incline w/ Rails)	1
S-1208-R-RAIL24	Ramp 144in (06-12in High w/ Rails, Inc.)	1
S-1213-5R	Climber, Firepole 54-60in	1
S-1221-4	Climber, Chain Net 42-48in	1
S-1223-4R	Climber, Spiral 42-48in	1
S-1304-R5	Single Slide SitDown Wall	2
S-1309-2-R5	Half Walls (Pair) R5	4
S-1309-ADA-L-R5	Half Walls ADA (Single, Left)	1
S-1309-ADA-R-R5	Half Walls ADA (Single, Right)	1
S-1309-R5	Half Walls (Single, Left)	1



Bill of Materials (continued)

Item	Description	Quantity
S-1310-R5	Transition Wall	2
S-1403-R5	End Access Ladder (3-Rung)	1
S-1414	Lily Pad Step 12-18in	1
S-1414-6	Lily Pad Step 06in	2
S-1429-R5	Traverse, Horizontal Ladder (90 deg)	1
S-1607-R5	Maze Panel	1
S-1615-STL-DM-R5	Store Panel (Steel)	1
S-1616-R5	Tic-Tac-Toe Panel	1
S-1655-4R5	Reach Panel, 48in	1
S-1684-R5	Sign Language Panel	1
S-1704-5	Slide, Wave 60in (Single)	1
S-1705-3	Slide, Quarter Turn 36in	1
HS-1100-2	Deck to Deck Hardware	4