

R507496CA

TOP VIEW

ADA ACCESSIBILITY GUIDELINE - ADAAG CONFORMANCE

ELEVATED	ACCESSIBLE	RAMP ACCESSIBLE	GROUND	TYPES
19	10/10	0	11/6	4/3

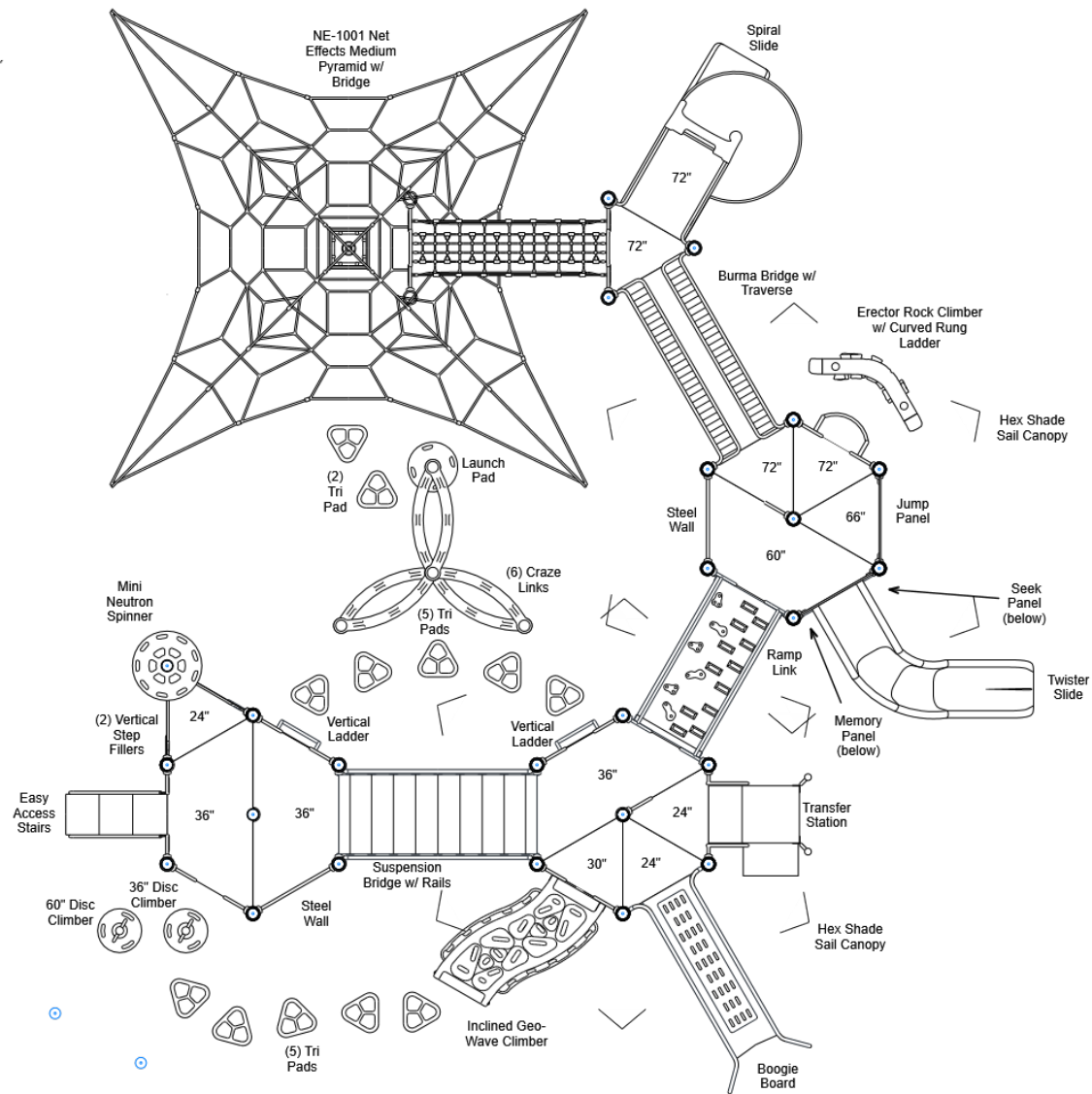
R5

FOR KIDS
AGES
5-12

GENERAL NOTES:

This conceptual plan is based on information provided prior to construction. Detailed site information, including the following, should be obtained, evaluated, and utilized in the final project design. Exact site dimensions, topography, existing utilities, soil conditions and drainage solutions.

WARNING: Accessible safety surfacing material is required beneath and around this equipment that has a critical height value (Fall Height) appropriate for the highest accessible part of this equipment. Refer to the CPSC's Handbook For Public Playground Safety, Section 4: Surfacing.



STRUCTURE#: R507496CA

PROJECT#: R507496CA

DATE: 12/10/2019 | DRAWN BY: Derick

MIN. USE ZONE: 65' x 67'

PLAYCRAFT REP:

Playcraft Direct, Inc.



R507496CA
TOP VIEW

ADA ACCESSIBILITY GUIDELINE - ADAAG CONFORMANCE

ELEVATED	ACCESSIBLE	RAMP ACCESSIBLE	GROUND	TYPES
19	10/10	0	11/6	4/3

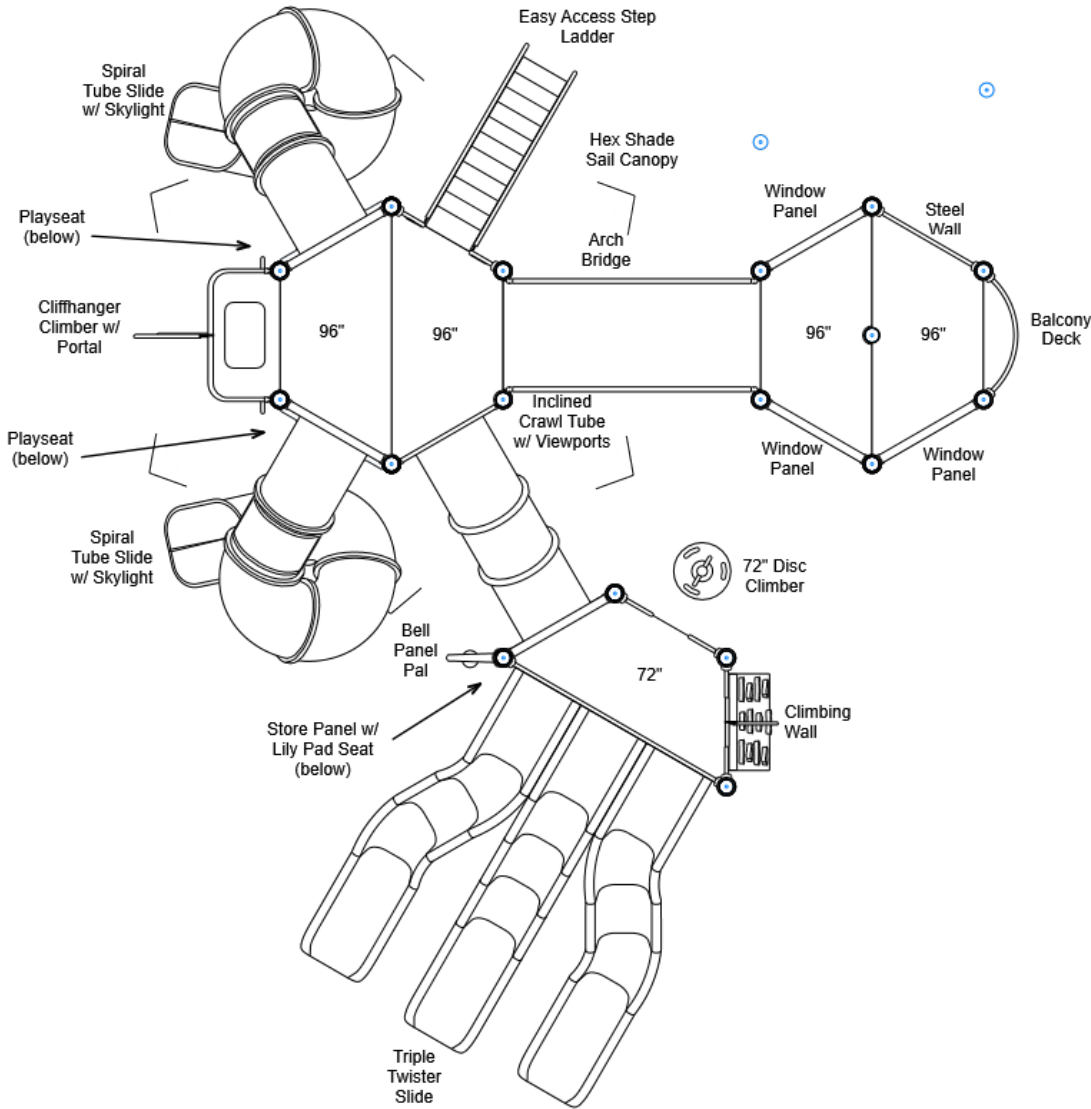
R5

FOR KIDS
AGES
5-12

GENERAL NOTES:

This conceptual plan is based on information provided prior to construction. Detailed site information, including the following, should be obtained, evaluated, and utilized in the final project design. Exact site dimensions, topography, existing utilities, soil conditions and drainage solutions.

WARNING: Accessible safety surfacing material is required beneath and around this equipment that has a critical height value (Fall Height) appropriate for the highest accessible part of this equipment. Refer to the CPSC'S Handbook For Public Playground Safety, Section 4: Surfacing.



STRUCTURE#: R507496CA
PROJECT#: R507496CA
DATE: 12/10/2019 | DRAWN BY: Derick

MIN. USE ZONE: 65' x 67'

PLAYCRAFT REP:
Playcraft Direct, Inc.



R507496CA
TOP VIEW

ADA ACCESSIBILITY GUIDELINE - ADAAG CONFORMANCE

ELEVATED	ACCESSIBLE	RAMP ACCESSIBLE	GROUND	TYPES
19	10/10	0	11/6	4/3

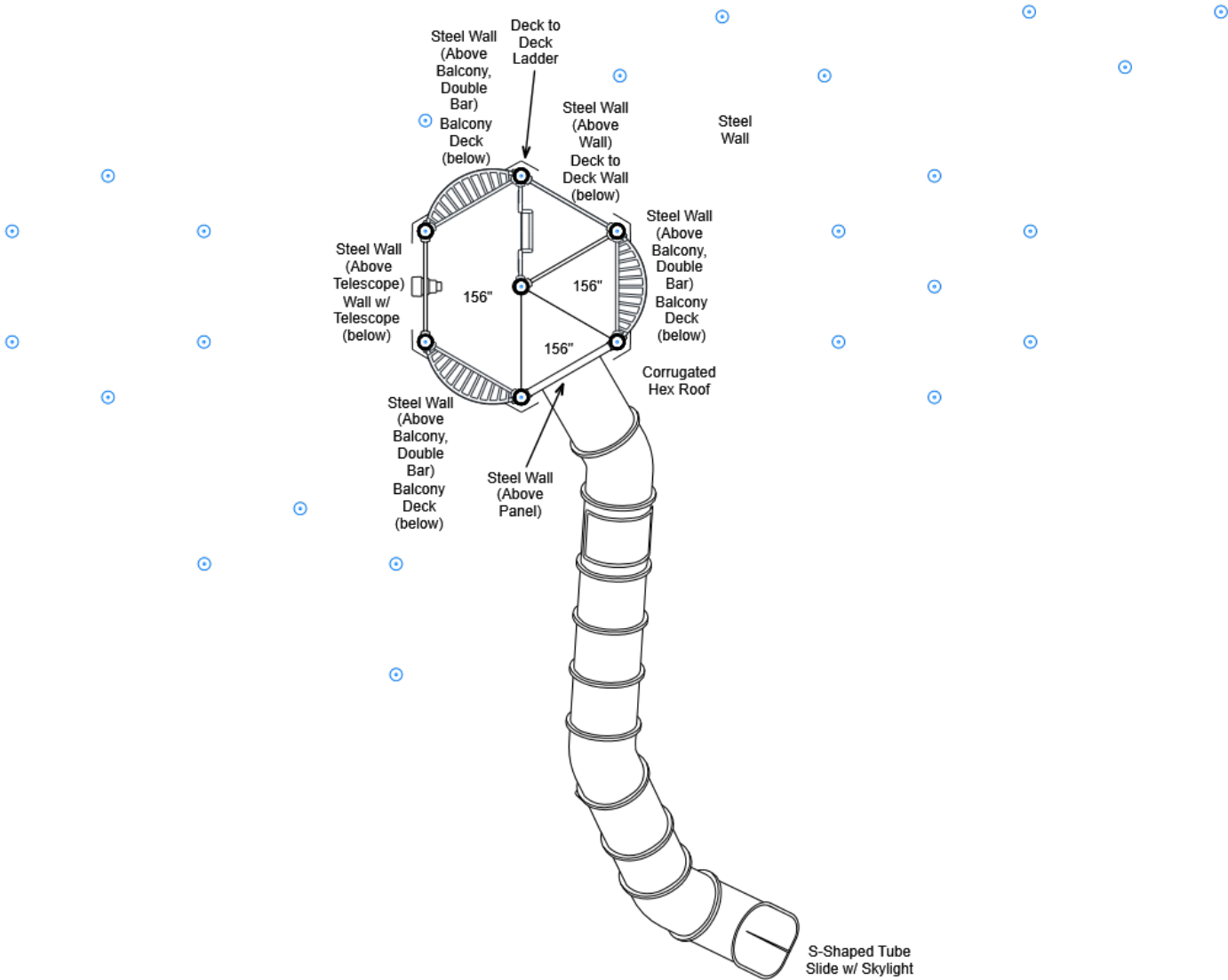
R5

FOR KIDS
AGES
5-12

GENERAL NOTES:

This conceptual plan is based on information provided prior to construction. Detailed site information, including the following, should be obtained, evaluated, and utilized in the final project design. Exact site dimensions, topography, existing utilities, soil conditions and drainage solutions.

WARNING: Accessible safety surfacing material is required beneath and around this equipment that has a critical height value (Fall Height) appropriate for the highest accessible part of this equipment. Refer to the CPSC'S Handbook For Public Playground Safety, Section 4: Surfacing.



STRUCTURE#: R507496CA
PROJECT#: R507496CA
DATE: 12/10/2019 | DRAWN BY: Derick

MIN. USE ZONE: 65' x 67'

PLAYCRAFT REP:
Playcraft Direct, Inc.



R507496CA SITE PLAN

ADA ACCESSIBILITY GUIDELINE - ADAAG CONFORMANCE

ELEVATED	ACCESSIBLE	RAMP ACCESSIBLE	GROUND	TYPES
18	9/9	0	10/6	5/3

R5

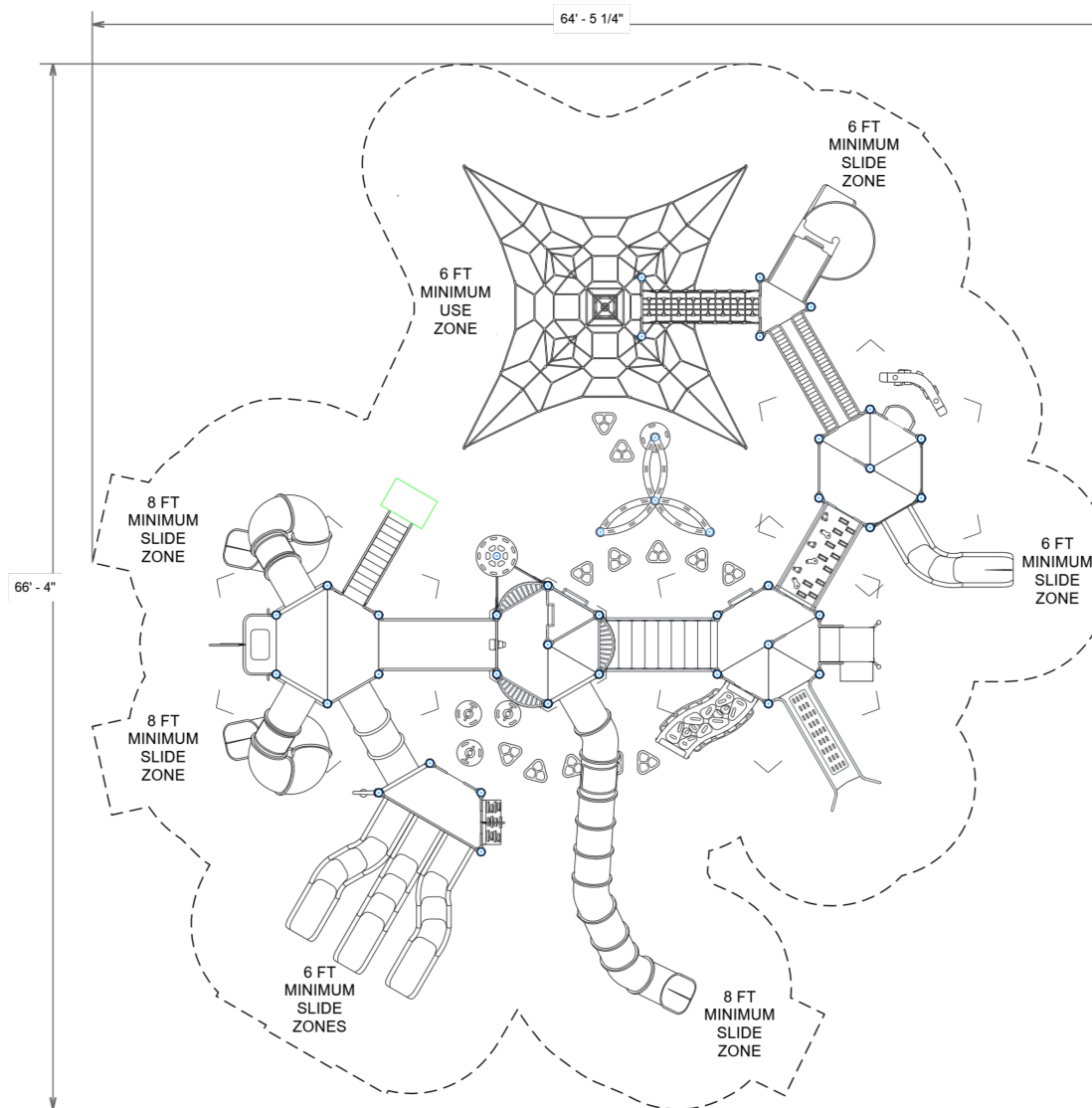
FOR KIDS
AGES
5-12

GENERAL NOTES:

This Preliminary Site Plan is based on measurements that were provided in the initial planning phase. All dimensions must be verified prior to the submission of a purchase order. Playcraft Systems will not be held responsible for any discrepancies between actual dimensions and dimensions submitted in the planning phase.

The Minimum Use Zone for a play structure is based on the product design at the time of proposal. Components and structure designs may be subject to change which may affect dimensions. Therefore, before preparing the site, we strongly recommend obtaining final drawings from the factory (available after the order is placed and included in the Assembly Manual).

WARNING: Accessible safety surfacing material is required beneath and around this equipment that has a critical height value (Fall Height) appropriate for the highest accessible part of this equipment. Refer to the CPSC'S Handbook For Public Playground Safety, Section 4: Surfacing.



PROJECT#: R507496CA

DATE: 12/10/2019 | DRAWN BY: Derick

MIN. USE ZONE: 65' x 67'

PLAYCRAFT REP:

Playcraft Direct, Inc.



R507496CA
SW VIEW

R5

FOR KIDS
AGES
5-12




STRUCTURE#: R507496CA
PROJECT#: R507496CA
DATE: 12/10/2019 | DRAWN BY: Derick



R507496CA
NE VIEW

R5

FOR KIDS
AGES
5-12



STRUCTURE#: R507496CA
PROJECT#: R507496CA
DATE: 12/10/2019 | DRAWN BY: Derick



Bill of Materials

R507496CA

Project# R507496CA

12/10/2019

Item	Description	Quantity
R507496CA		
HS-1004-R	Collars	174
A2-NE1001	NE 1001 Medium Pyramid	1
GF-7002	Dome Cap, R5	17
S-1010-R5-10ft	Post, 10ft R5	2
S-1011-R5-11ft	Post, 11ft R5	2
S-1012-R5-12ft	Post, 12ft R5	2
S-1013-R5-13ft	Post, 13ft R5	10
S-1015-R5-15ft	Post, 15ft R5	6
S-1017-R5-17ft	Post, 17ft R5	6
S-1019-R5-19ft	Post, 19ft R5	6
S-1020-R5-20ft	Post, 20ft R5	1
S-1023-R5-23ft	Post, 23ft R5	6
S-1102-R5	Tri-Deck	10
S-1103-R5	Hex Deck, Half (5 Post)	7
S-1106-R5	Hex Deck, Half (4 Post)	3
S-1109-R5	Balcony Deck	4
S-1110-R	Filler, 12in	3
S-1201-3R5	Easy Access Stairs, 36in	1
S-1201-8R5	Easy Access Step Ladder, 96in	1
S-1209-12-R5	Transfer Station, 24in-L	1
S-1210-36	Climber, Vertical Ladder 30-36in	2
S-1211-NOWALL-24R5	Filler, Step 24in (No Walls)	2
S-1214-6R5	Climber, Wall 66-72in	1
S-1233-3-HW	Climber, Disc 30-36in (w/ HW)	1
S-1233-5-MC	Climber, Disc 54-60in	1



Bill of Materials (continued)

Item	Description	Quantity
S-1233-6-HW	Climber, Disc 66-72in (w/ HW)	1
S-1236-3-1282-6	Climber, Erector Rock Climber 72in	1
S-1242-R5	Deck to Deck Ladder (60in Rise)	1
S-1249-DGH	Climber, Incl. Geo-Wave 30-36in (Horiz, DTG Right)	1
S-1289-8R5-GLASS	Climber, Cliffhanger 90-96in (w/ Portal)	1
S-1296-R5	Craze Link R5 (Left)	6
S-1301-1830-S-R5	Wall w/ Telescope	1
S-1301-56R5	Steel Wall (Above Wall) 56in	1
S-1301-R5	Wall, Steel 36in (Standard)	4
S-1301-RSP-3475R5	Steel Wall (Above Wall, Double Bar)	1
S-1301-RSSP-3175R5	Steel Wall (Above Panel, Double Bar)	1
S-1309-2-R5	Half Walls (Pair) R5	6
S-1309-ADA-L-R5	Half Walls ADA (Single, Left)	1
S-1309-ADA-R-R5	Half Walls ADA (Single, Right)	1
S-1309-R5	Half Walls (Single, Left)	1
S-1309-R5	Half Walls (Single, Right)	1
S-1310-R5	Transition Wall	1
S-1316-R5	Twister Entry Panel	1
S-1325-DB-25R5	Steel Wall (Above Telescope, Double Bar)	1
S-1330-R5DB	Steel Wall (Above Balcony, Double Bar)	3
S-1414	Lily Pad Seat	1
S-1500-3IR5	Crawl Tube, 24in Incl. (3-Sect., 72in High)	1
S-1502-90	Bridge, Arch (90in)	1
S-1506-R-90R5	Bridge, Suspension w/ Rails	1
S-1509-90TR5	Bridge, Burma w/ Traverse (90in)	1
S-1521-90R5	Link, Net (90in)	1
S-1525-R5	Link, Ramp (Inclined 24in)	1
S-1608-R5G	Memory Panel	1
S-1615-R5G	Store Panel	1
S-1617-R5	Window Panel	3



Bill of Materials (continued)

Item	Description	Quantity
S-1618-FARMR5G	Seek Panel (Farm)	1
S-1620-R5	Jump Panel	1
S-1661-R5	Panel Pal, Bell	1
S-1706-R5	Slide, Spiral 72in	1
S-1707-13SKY-SR5	Slide, Tube 156in (S-Shaped, Skylights, Right, MC)	1
S-1707-8SKY-SPR5	Slide, Tube 96in (Spiral, Right, Skylight, MC)	1
S-1707-8SKY-SPR5	Slide, Tube 96in (Spiral, Left, Skylight, MC)	1
S-1710-3-6R5-LRS5RL	Slide, Triple Twister 72in (L-R-S5-R-L, MC)	1
S-1710-5-LL	Slide, Twister 60in (L2)	1
S-18028-R514	Shade Sail, Hex 14ft	3
S-18031-R5	Metal Roof, Hex (Corrugated)	1
S-1934-R5	Mini Neutron Spinner	1
S-1941-R5	Boogie Board	1
S-1961-RV	Tri Pad Seat	2
S-1961-RV	Tri Pad	10
S-1962-R5	Playseat	2
S-21263-R5	Launch Pad R5	1
HS-1100-2	Deck to Deck Hardware	10