

R50708A8A

TOP VIEW

ADA ACCESSIBILITY GUIDELINE - ADAAG CONFORMANCE

ELEVATED	ACCESSIBLE	RAMP ACCESSIBLE	GROUND	TYPES
5	5/3	0	5/2	3/2

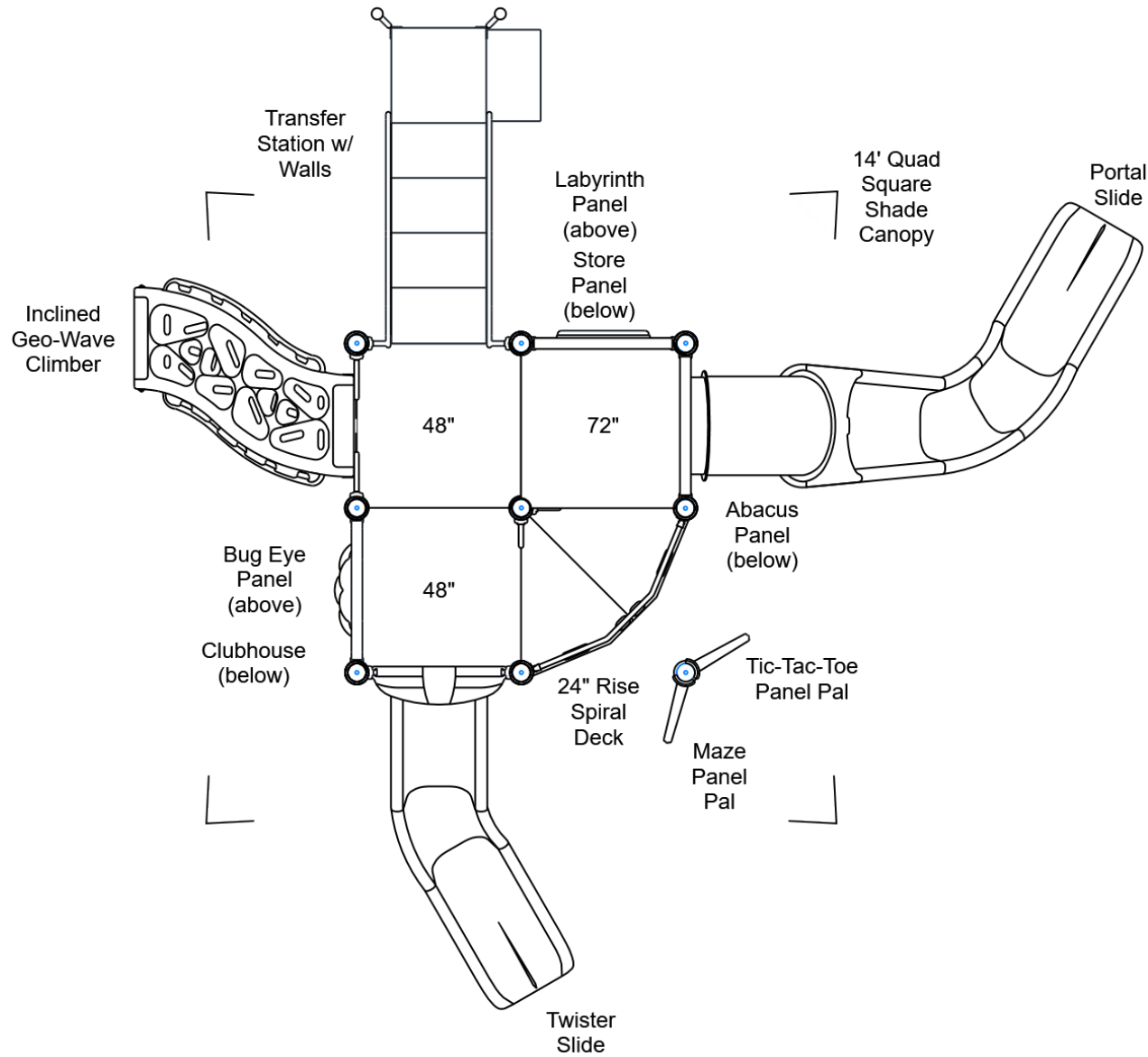
R5

FOR KIDS
AGES
2-5

GENERAL NOTES:

This conceptual plan is based on information provided prior to construction. Detailed site information, including the following, should be obtained, evaluated, and utilized in the final project design. Exact site dimensions, topography, existing utilities, soil conditions and drainage solutions.

WARNING: Accessible safety surfacing material is required beneath and around this equipment that has a critical height value (Fall Height) appropriate for the highest accessible part of this equipment. Refer to the CPSC'S Handbook For Public Playground Safety, Section 4: Surfacing.



STRUCTURE#: R50708A8A
PROJECT#: R50708A8A
DATE: 12/15/2022

MIN. USE ZONE: 35' x 35'

PLAYCRAFT REP:
Playcraft Direct, Inc.

R50708A8A SITE PLAN

ADA ACCESSIBILITY GUIDELINE - ADAAG CONFORMANCE

ELEVATED	ACCESSIBLE	RAMP ACCESSIBLE	GROUND	TYPES
5	5/3	0	5/2	3/2

R5

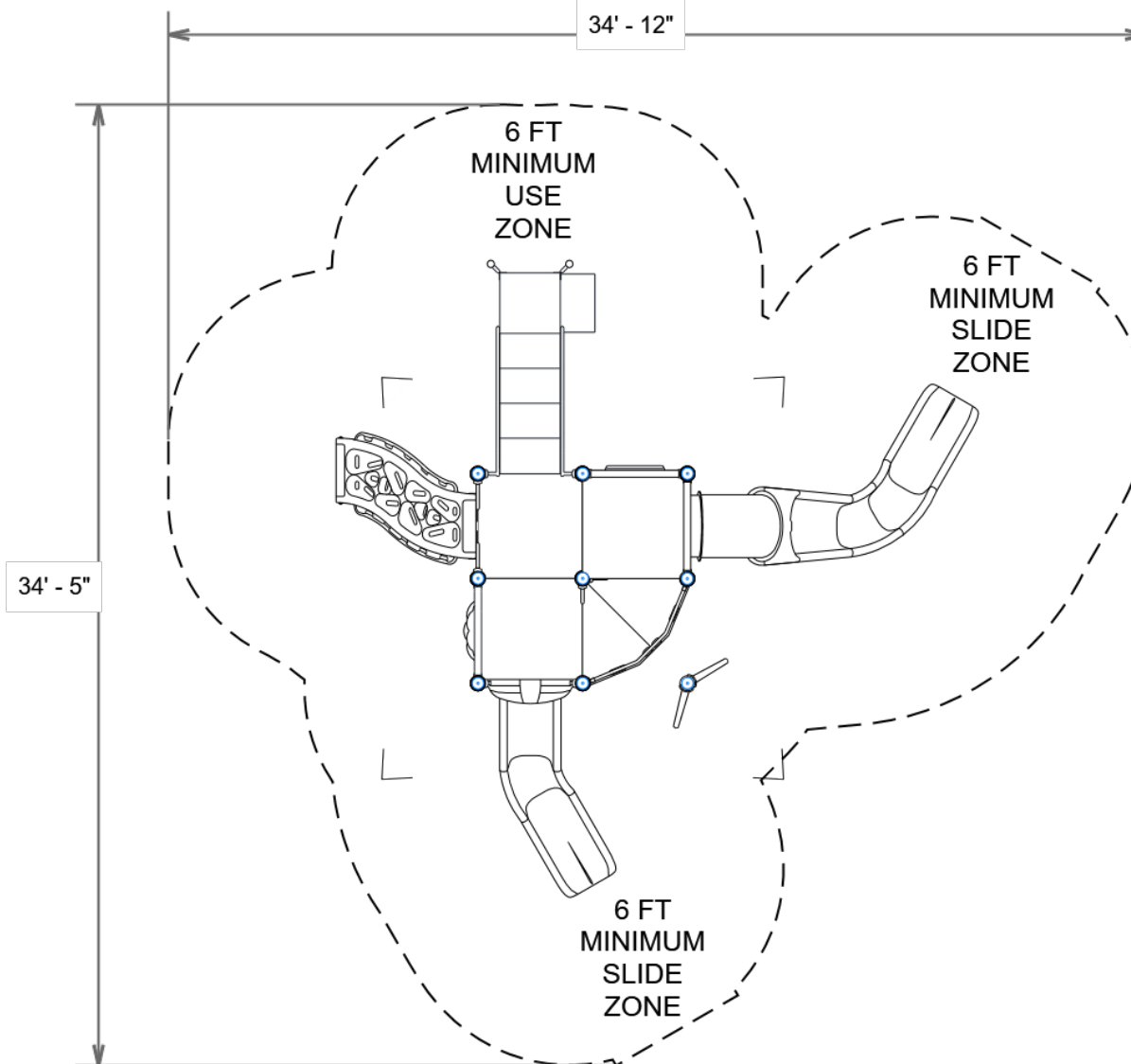
FOR KIDS
AGES
2-5

GENERAL NOTES:

This Preliminary Site Plan is based on measurements that were provided in the initial planning phase. All dimensions must be verified prior to the submission of a purchase order. Playcraft Systems will not be held responsible for any discrepancies between actual dimensions and dimensions submitted in the planning phase.

The Minimum Use Zone for a play structure is based on the product design at the time of proposal. Components and structure designs may be subject to change which may affect dimensions. Therefore, before preparing the site, we strongly recommend obtaining final drawings from the factory (available after the order is placed and included in the Assembly Manual).

WARNING: Accessible safety surfacing material is required beneath and around this equipment that has a critical height value (Fall Height) appropriate for the highest accessible part of this equipment. Refer to the CPSC'S Handbook For Public Playground Safety, Section 4: Surfacing.



PROJECT#: R50708A8A
DATE: 12/15/2022


MIN. USE ZONE: 35' x 35'

PLAYCRAFT REP:
Playcraft Direct, Inc.

R50708A8A
SW VIEW

R5

FOR KIDS
AGES
2-5

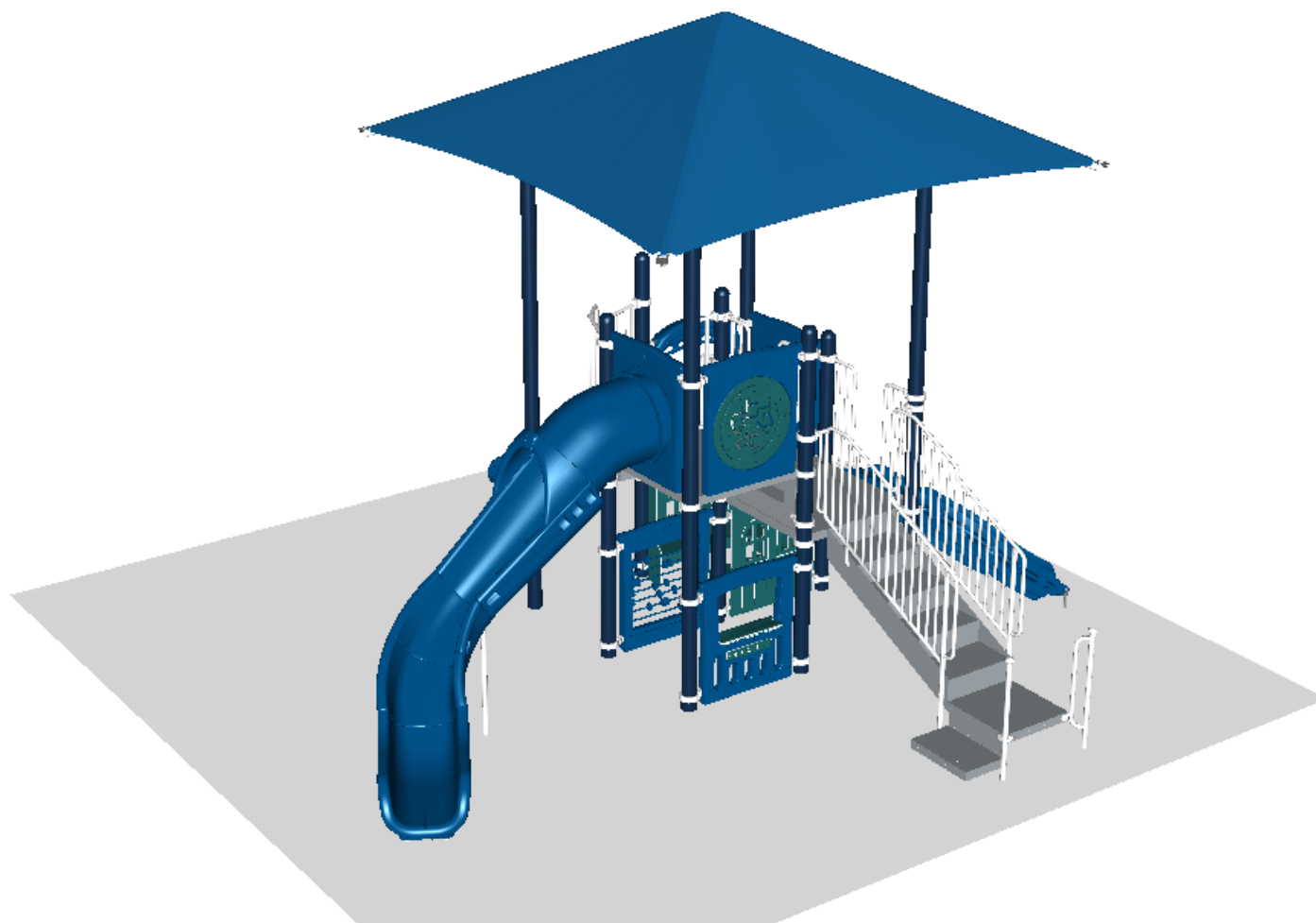


STRUCTURE#: R50708A8A
PROJECT#: R50708A8A
DATE: 12/15/2022

R50708A8A
NE VIEW

R5

FOR KIDS
AGES
2-5



STRUCTURE#: R50708A8A
PROJECT#: R50708A8A
DATE: 12/15/2022



Bill of Materials

R50708A8A

Project# R50708A8A

12/15/2022

Item	Description	Quantity
R50708A8A		
HS-1004-R	Collars	44
GF-7002	Dome Cap, R5	5
S-1011-R5-11ft	Post, 11ft R5	1
S-1013-R5-13ft	Post, 13ft R5	4
S-1017-R5-17ft	Post, 17ft R5	4
S-1101-R5	Square Deck	3
S-11021-L	Spiral Deck, (Left, 24in)	1
S-1209-36W-R5	Transfer Station, 48in-L (W)	1
S-1211-R	Filler, Step - 24in, R5	1
S-1249-DGH	Climber, Inc. Geo-Wave 42-48in (H, DTG, R)	1
S-1303-TW-R5	Twister Entry Panel w/ Hood	1
S-1309-2-R5	Half Walls (Pair) R5	1
S-1615-R5	Store Panel	1
S-1627-R5G	Abacus Panel	1
S-1632-R5	Bug Eye Panel	1
S-1634-R5	Labyrinth Panel	1
S-1639-R5	Clubhouse	1
S-1663-R5	Panel Pal, Maze	1
S-1664-R5	Panel Pal, Tic-Tac-Toe	1
S-1709-6L-LL	Slide, Portal 72in (L-L, Left)	1
S-1710-4-L	Slide, Twister 48in (L)	1
S-18021-R5QD14	Shade Canopy, 14ft Quad Square	1