

R50621A3A TOP VIEW

ADA ACCESSIBILITY GUIDELINE - ADAAG CONFORMANCE

ELEVATED	ACCESSIBLE	RAMP ACCESSIBLE	GROUND	TYPES
16	9/8	0	7/5	5/3

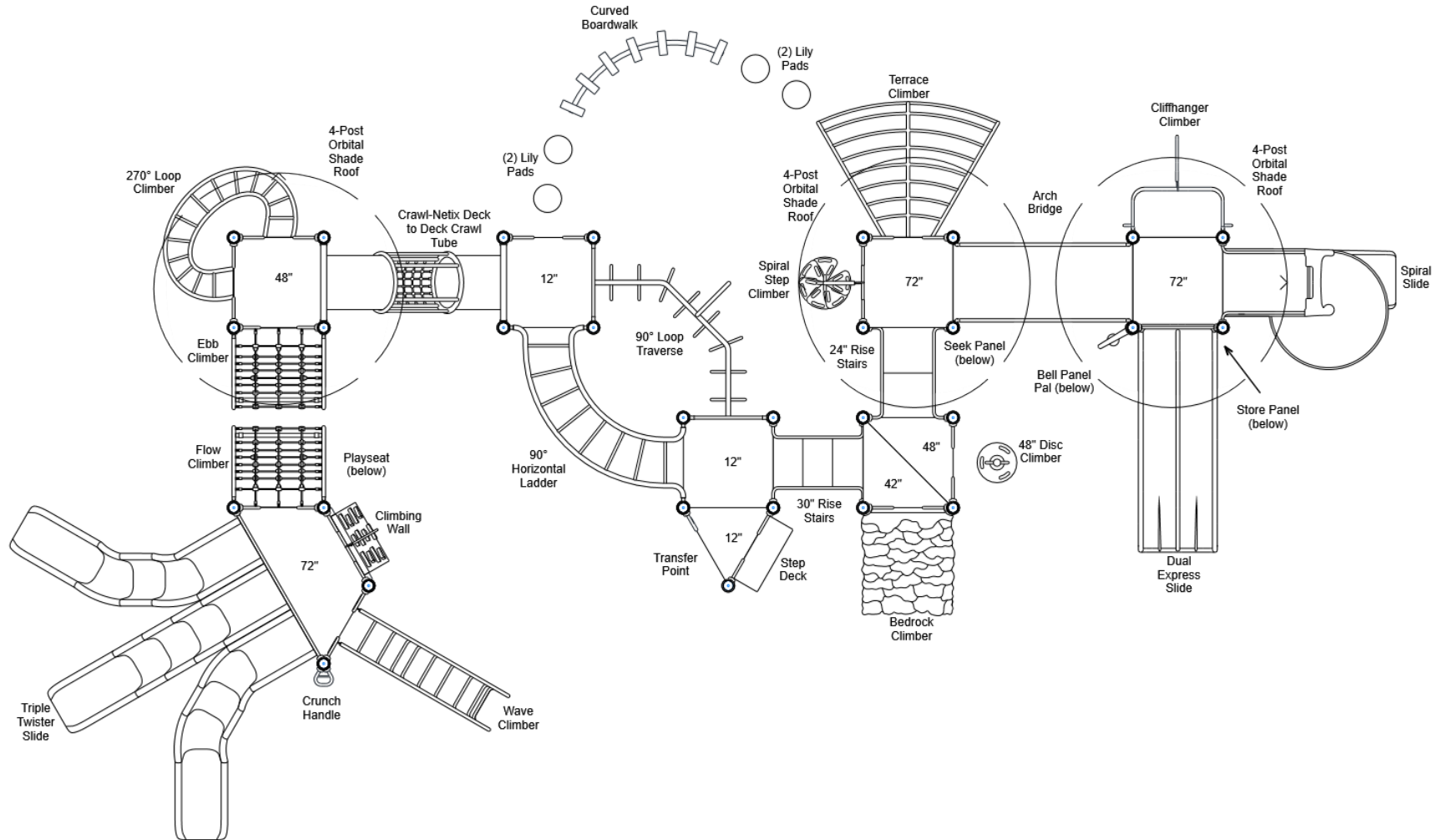
R5

FOR KIDS
AGES
5-12

GENERAL NOTES:

This conceptual plan is based on information provided prior to construction. Detailed site information, including the following, should be obtained, evaluated, and utilized in the final project design. Exact site dimensions, topography, existing utilities, soil conditions and drainage solutions.

WARNING: Accessible safety surfacing material is required beneath and around this equipment that has a critical height value (Fall Height) appropriate for the highest accessible part of this equipment. Refer to the CPSC's Handbook For Public Playground Safety, Section 4: Surfacing.



STRUCTURE#: R50621A3A

PROJECT#: R50621A3A

DATE: 12/10/2019 | DRAWN BY: Connor

MIN. USE ZONE: 70' x 46'

PLAYCRAFT REP:

Playcraft Direct, Inc.



R50621A3A SITE PLAN

ADA ACCESSIBILITY GUIDELINE - ADAAG CONFORMANCE

ELEVATED	ACCESSIBLE	RAMP ACCESSIBLE	GROUND	TYPES
16	9/8	0	7/5	5/3

R5

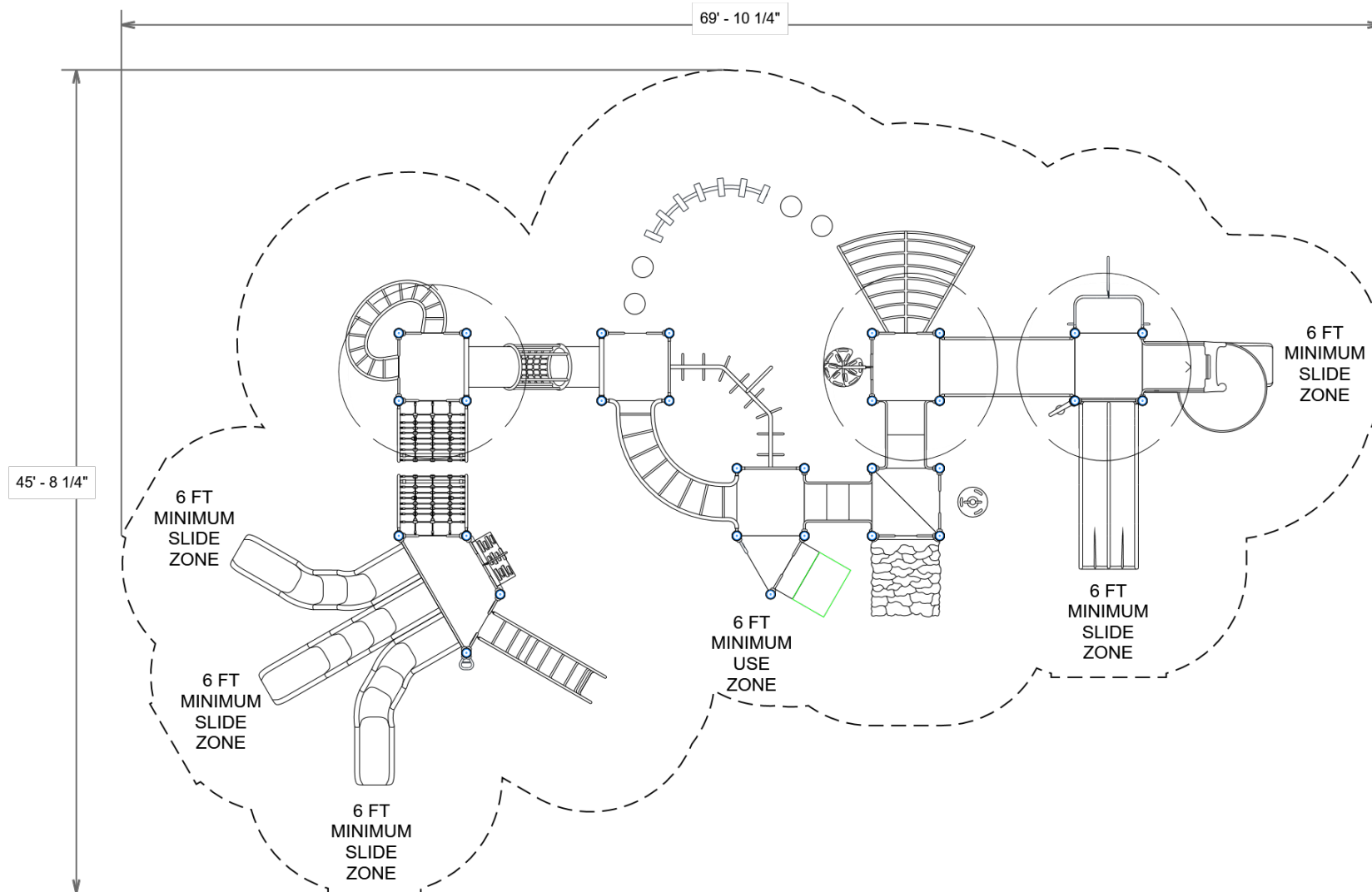
FOR KIDS
AGES
5-12

GENERAL NOTES:

This Preliminary Site Plan is based on measurements that were provided in the initial planning phase. All dimensions must be verified prior to the submission of a purchase order. Playcraft Systems will not be held responsible for any discrepancies between actual dimensions and dimensions submitted in the planning phase.

The Minimum Use Zone for a play structure is based on the product design at the time of proposal. Components and structure designs may be subject to change which may affect dimensions. Therefore, before preparing the site, we strongly recommend obtaining final drawings from the factory (available after the order is placed and included in the Assembly Manual).

WARNING: Accessible safety surfacing material is required beneath and around this equipment that has a critical height value (Fall Height) appropriate for the highest accessible part of this equipment. Refer to the CPSC's Handbook For Public Playground Safety, Section 4: Surfacing.



PROJECT#: R50621A3A

DATE: 12/10/2019 | DRAWN BY: Connor

MIN. USE ZONE: 70' x 46'

PLAYCRAFT REP:

Playcraft Direct, Inc.



R50621A3A
SW VIEW

R5

FOR KIDS
AGES
5-12



STRUCTURE#: R50621A3A

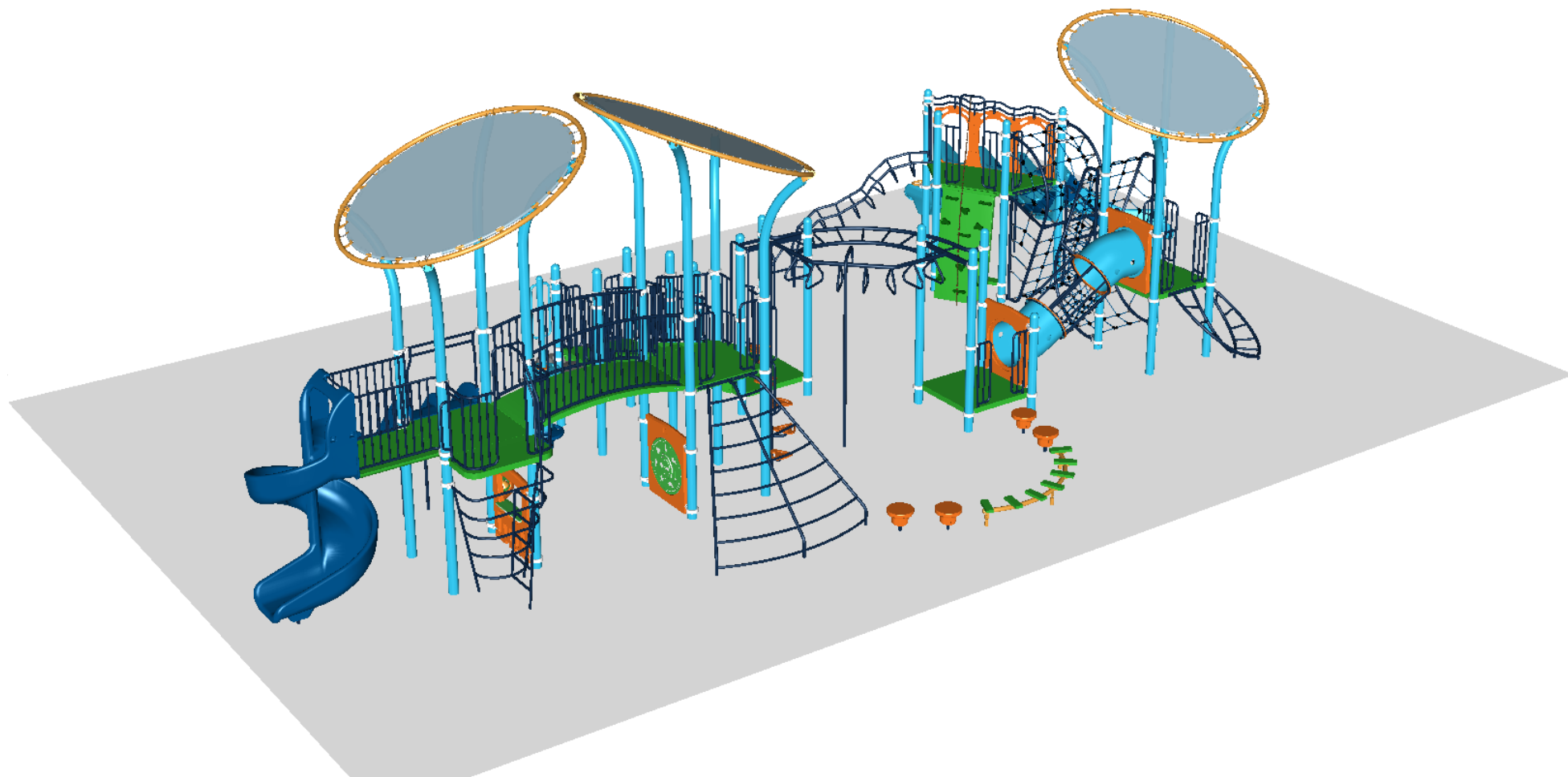
PROJECT#: R50621A3A

DATE: 12/10/2019 | DRAWN BY: Connor

R50621A3A
NE VIEW

R5

FOR KIDS
AGES
5-12



STRUCTURE#: R50621A3A
PROJECT#: R50621A3A
DATE: 12/10/2019 | DRAWN BY: Connor



Bill of Materials

R50621A3A

Project# R50621A3A

12/10/2019

Item	Description	Quantity
R50621A3A		
HS-1004-R	Collars	99
A2-2430	Boardwalk, Curved (90 Degree)	1
GF-7002	Dome Cap, R5	17
S-1008-R5-08ft	Post, 08ft R5	2
S-1009-R5-09ft	Post, 09ft R5	1
S-1011-R5-11ft	Post, 11ft R5	8
S-1012-R5-12ft	Post, 12ft R5	6
S-1013-R5-13ft	Post, 13ft R5	12
S-1101-R5	Square Deck	5
S-1102-R5	Tri-Deck	1
S-1105-R5	Half Deck	2
S-1106-R5	Hex Deck, Half (4 Post)	1
S-1202-R5	Step Deck, 12in	1
S-1206-24R45	ADA Stairs, 24in Rise w/ Walls	1
S-1206-30R5	ADA Stairs, 30in Rise w/ Walls	1
S-1214-6R5	Climber, Wall 66-72in	1
S-1225-6R	Climber, Wave 66-72in	1
S-1228-4	Climber, Bedrock 42in	1
S-1233-4-HW	Climber, Disc 42-48in (w/ HW)	1
S-1234-6R	Climber, Spiral Step 66-72in	1
S-1240-6	Climber, Terrace 66-72in	1
S-1261-R5E	Climber, Ebb	1
S-1261-R5F	Climber, Flow	1
S-1280-4R5	Climber, Swoop Rung 42-48in	1
S-1289-6R5	Climber, Cliffhanger 66-72in	1



Item	Description	Quantity
S-1305-R5	Double Slide SitDown Wall	1
S-1309-2-R5	Half Walls (Pair) R5	6
S-1309-ADA-L-R5	Half Walls ADA (Single, Left)	1
S-1310-R5	Transition Wall	2
S-1411-90-R5	Traverse, Loop (90 Degree)	1
S-1414	Lily Pad Step 12-18in	4
S-1429-R5	Traverse, Horizontal Ladder (90 deg)	1
S-1502-90	Bridge, Arch (90in)	1
S-1535-3DTD-R5	Crawl-Netix (36in Incl. DTD)	1
S-1615-R5G	Store Panel	1
S-1618-R5G	Seek Panel	1
S-1661-R5	Panel Pal, Bell	1
S-1702-6R5	Slide, Double 66 - 72in (Dual Express)	1
S-1706-R5	Slide, Spiral 72in	1
S-1710-3-6R5-L2S5R2	Slide, Triple Twister 72in (L2-S5-R2)	1
S-18030-4R5	Shade Canopy, 4-Post Orbital	3
S-1937-R5	Crunch Handle	1
S-1962-R5	Playseat	1
HS-1100-2	Deck to Deck Hardware	2