

R50574A6A TOP VIEW

ADA ACCESSIBILITY GUIDELINE - ADAAG CONFORMANCE

ELEVATED	ACCESSIBLE	RAMP ACCESSIBLE	GROUND	TYPES
23	23/6	12/6	18/0	5/0

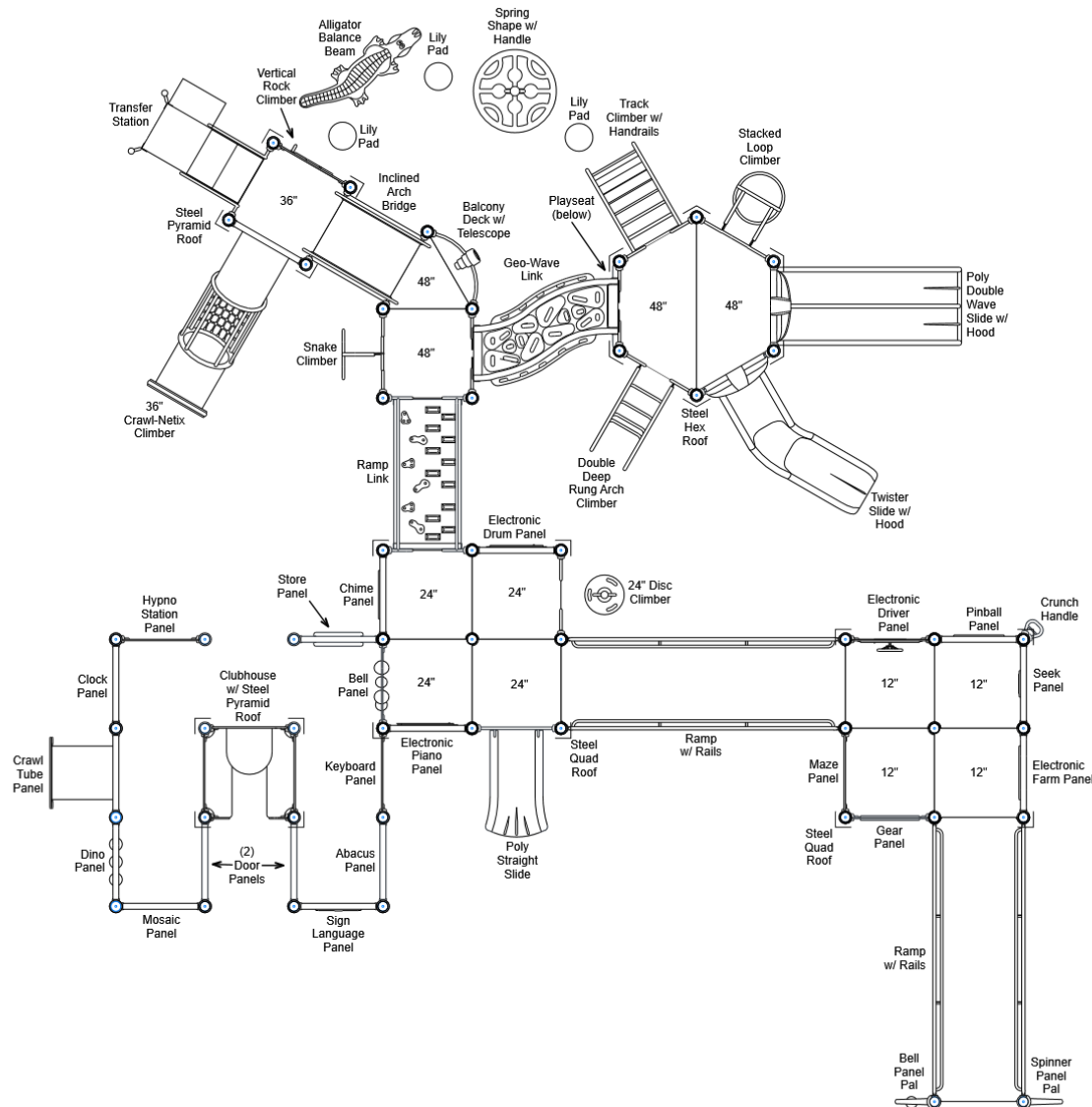
R5

FOR KIDS
AGES
2-12

GENERAL NOTES:

This conceptual plan is based on information provided prior to construction. Detailed site information, including the following, should be obtained, evaluated, and utilized in the final project design. Exact site dimensions, topography, existing utilities, soil conditions and drainage solutions.

WARNING: Accessible safety surfacing material is required beneath and around this equipment that has a critical height value (Fall Height) appropriate for the highest accessible part of this equipment. Refer to the CPSC's Handbook For Public Playground Safety, Section 4: Surfacing.



STRUCTURE#: R50574A6A

PROJECT#: R50574A6A

DATE: 1/8/2020 | DRAWN BY: Jefferson

MIN. USE ZONE: 54' x 52'

PLAYCRAFT REP:

Playcraft Direct, Inc.



R50574A6A SITE PLAN

ADA ACCESSIBILITY GUIDELINE - ADAAG CONFORMANCE

ELEVATED	ACCESSIBLE	RAMP ACCESSIBLE	GROUND	TYPES
23	23/6	12/6	18/0	5/0

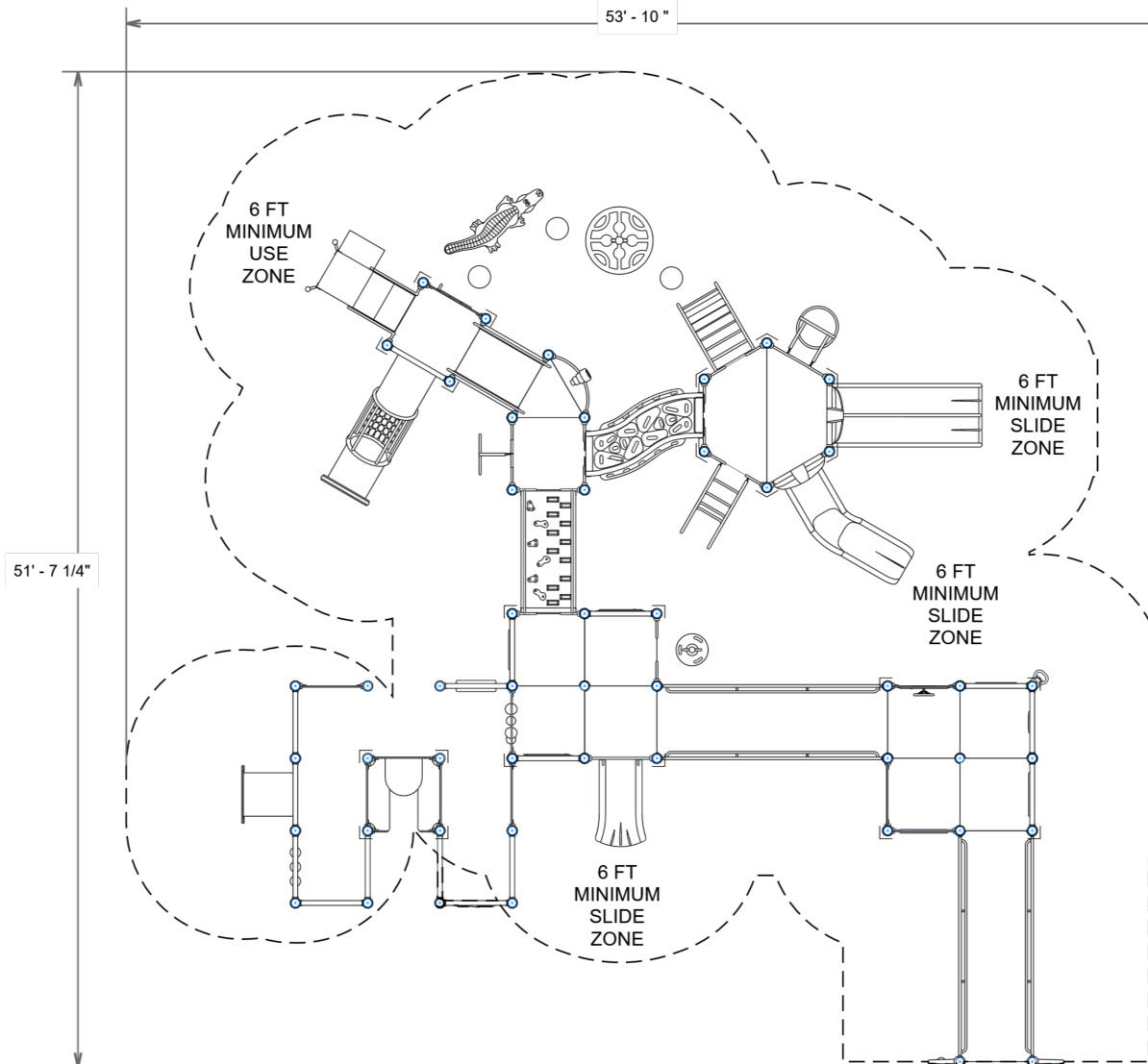


GENERAL NOTES:

This Preliminary Site Plan is based on measurements that were provided in the initial planning phase. All dimensions must be verified prior to the submission of a purchase order. Playcraft Systems will not be held responsible for any discrepancies between actual dimensions and dimensions submitted in the planning phase.

The Minimum Use Zone for a play structure is based on the product design at the time of proposal. Components and structure designs may be subject to change which may affect dimensions. Therefore, before preparing the site, we strongly recommend obtaining final drawings from the factory (available after the order is placed and included in the Assembly Manual).

WARNING: Accessible safety surfacing material is required beneath and around this equipment that has a critical height value (Fall Height) appropriate for the highest accessible part of this equipment. Refer to the CPSC'S Handbook For Public Playground Safety, Section 4: Surfacing.



PROJECT#: R50574A6A

DATE: 1/8/2020 | DRAWN BY: Jefferson

MIN. USE ZONE: 54' x 52'

PLAYCRAFT REP:


Playcraft Direct, Inc.



R50574A6A
SW VIEW

R5

FOR KIDS
AGES
2-12



STRUCTURE#: R50574A6A

PROJECT#: R50574A6A

DATE: 1/8/2020 | DRAWN BY: Jefferson



R50574A6A
NE VIEW

R5

FOR KIDS
AGES
2-12



STRUCTURE#: R50574A6A

PROJECT#: R50574A6A

DATE: 1/8/2020 | DRAWN BY: Jefferson





Bill of Materials

R50574A6A

Project# R50574A6A

1/8/2020

Item	Description	Quantity
R50574A6A		
HS-1004-R	Collars	114
A2-2426	Balance Beam (Alligator)	1
A2-2444	Spring Shape w/ Handles (Round)	1
GF-7001	Flat Cap, R5	2
GF-7002	Dome Cap, R5	25
S-1005-R5F-9-012-051	Post, 5ft, 12in (51in)	1
S-1006-R5F-9-024-063	Post, 6ft, 24in (63in)	1
S-1007-R5-07ft	Post, 07ft R5	12
S-1008-R5-08ft	Post, 08ft R5	4
S-1009-R5-09ft	Post, 09ft R5	4
S-1010-R5-10ft	Post, 10ft R5	8
S-1011-R5-11ft	Post, 11ft R5	5
S-1012-R5-12ft	Post, 12ft R5	8
S-1013-R5-13ft	Post, 13ft R5	6
S-1101-R5	Square Deck	10
S-1102-R5	Tri-Deck	1
S-1106-R5	Hex Deck, Half (4 Post)	2
S-1109-R5-T	Balcony Deck w/ Telescope	1
S-1208-R-RAIL12	Ramp 144in (Ground w/ Rails, Inclined)	1
S-1208-R-RAIL24	Ramp 144in (06-12in High w/ Rails, Inclined)	1
S-1209-24-R5	Transfer Station, 36in-L	1
S-1222-4R	Climber, Snake 42-48in	1
S-1224-4R	Climber, Stacked Loop 42-48in	1
S-1232-4-HR	Climber, Track 42-48in (w/ Hand Rails)	1
S-1233-2-HW	Climber, Disc 18-24in (w/ HW)	1



Bill of Materials (continued)

Item	Description	Quantity
S-1237-3R5	Climber, Vertical Rock 30-36in	1
S-1249-DDH0R5	Geo-Wave Link (Horizontal, DTD Left)	1
S-1275-4R5	Climber, Double Deep Rung Arch 42-48in	1
S-1303-TW-R5	Twister Entry Panel w/ Hood	1
S-1306-R5	Double Slide SitDown Hood	1
S-1309-2-R5	Half Walls (Pair) R5	2
S-1310-R5	Transition Wall	1
S-1414-6	Lily Pad Step 06in	3
S-1514-45R5	Bridge, Inclined Arch (45in)	1
S-1525-R5	Link, Ramp (Inclined 24in)	1
S-1535-3DTG-R5	Climber, Crawl-Netix 36in	1
S-16042-R5	Farm Panel	1
S-16043-R5	Drum Panel	1
S-16044-R5	Piano Panel	1
S-1604-R5	Chime Panel	1
S-1605-R5G	Clock Panel	1
S-1606-R5G	Dino Panel	1
S-1607-R5	Maze Panel	1
S-1615-R5G	Store Panel	1
S-1618-R5G	Seek Panel	1
S-16251-R5	Driver Panel	1
S-1627-R5I	Abacus Panel	1
S-1631-R5	Pinball Panel	1
S-1639-R5	Clubhouse	1
S-1644-R5	Gear Panel	1
S-16506-R5G	Hypno Station Panel	1
S-1654-R5	Door Panel	2
S-1661-R5	Panel Pal, Bell	1
S-1666-R5	Panel Pal, Spinner	1
S-16793-R5G	Keyboard Panel	1



Item	Description	Quantity
S-1679-R5	Bell Panel	1
S-16801-R5G	Crawl Tube Panel	1
S-1684-R5G	Sign Language Panel	1
S-1685-R5G	Mosaic Panel	1
S-1701-2R5V2	Slide, Single 24-30in (Straight)	1
S-1702-4R5	Slide, Wave 48in (Double)	1
S-1710-4-L	Slide, Twister 48in (L)	1
S-18011-R5	Metal Roof, Quad	2
S-1803-R5STL	Metal Roof, Hex	1
S-1807-R5STL	Metal Roof, Pyramid	2
S-1937-R5	Crunch Handle	1
S-1962-R5	Playseat	1
HS-1100-2	Deck to Deck Hardware	11