

R50541BAA

TOP VIEW

ADA ACCESSIBILITY GUIDELINE - ADAAG CONFORMANCE

ELEVATED	ACCESSIBLE	RAMP ACCESSIBLE	GROUND	TYPES
19	19/10	0	6/6	4/3

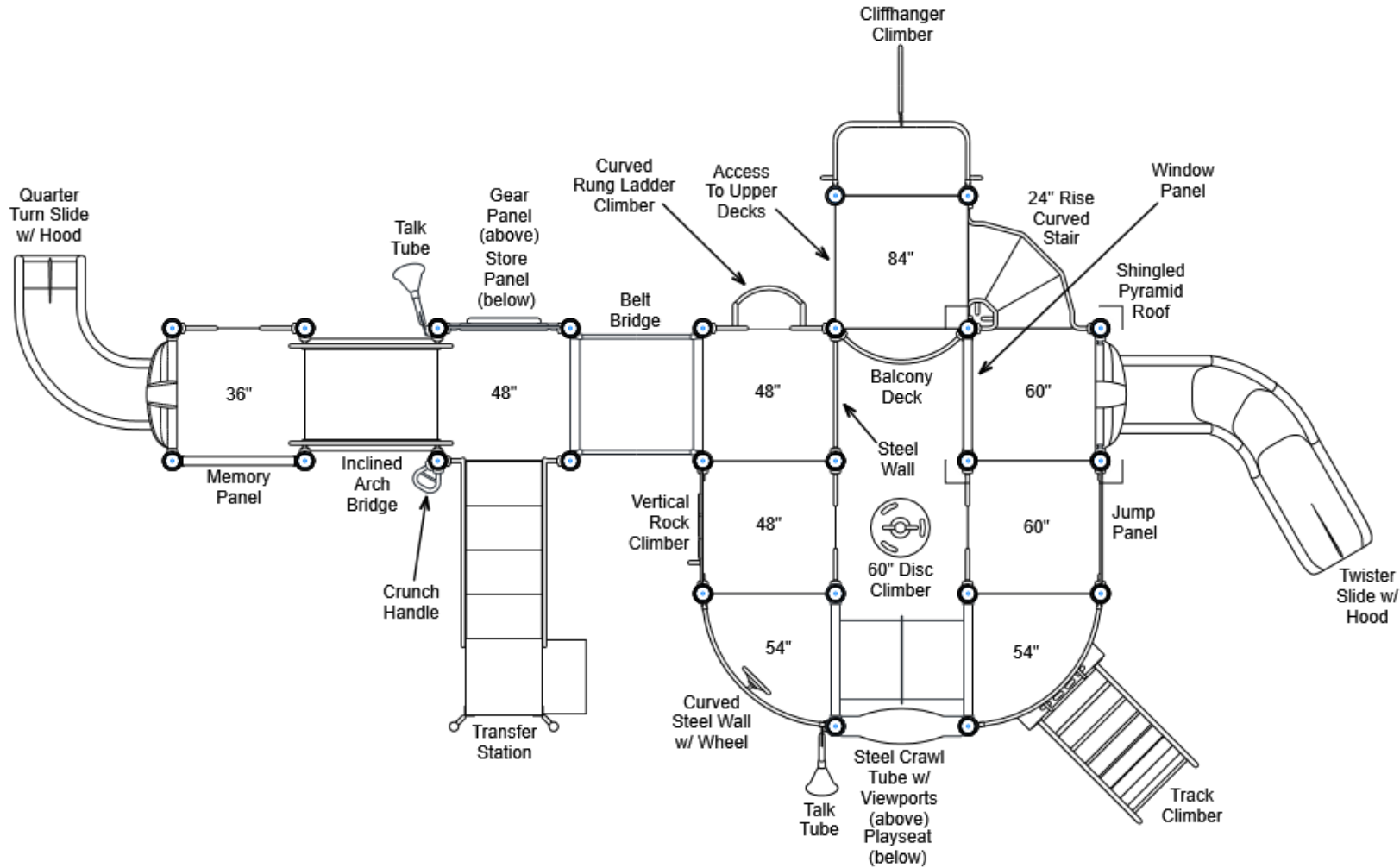
R5

FOR KIDS
AGES
5-12

GENERAL NOTES:

This conceptual plan is based on information provided prior to construction. Detailed site information, including the following, should be obtained, evaluated, and utilized in the final project design. Exact site dimensions, topography, existing utilities, soil conditions and drainage solutions.

WARNING: Accessible safety surfacing material is required beneath and around this equipment that has a critical height value (Fall Height) appropriate for the highest accessible part of this equipment. Refer to the CPSC'S Handbook For Public Playground Safety, Section 4: Surfacing.



STRUCTURE#: R50541BAA

PROJECT#: R50541BAA

DATE: 1/9/2020 | DRAWN BY: Jefferson

MIN. USE ZONE: 51' x 43'

PLAYCRAFT REP:

Playcraft Direct, Inc.



R50541BAA
TOP VIEW

ADA ACCESSIBILITY GUIDELINE - ADAAG CONFORMANCE

ELEVATED	ACCESSIBLE	RAMP ACCESSIBLE	GROUND	TYPES
19	19/10	0	6/6	4/3

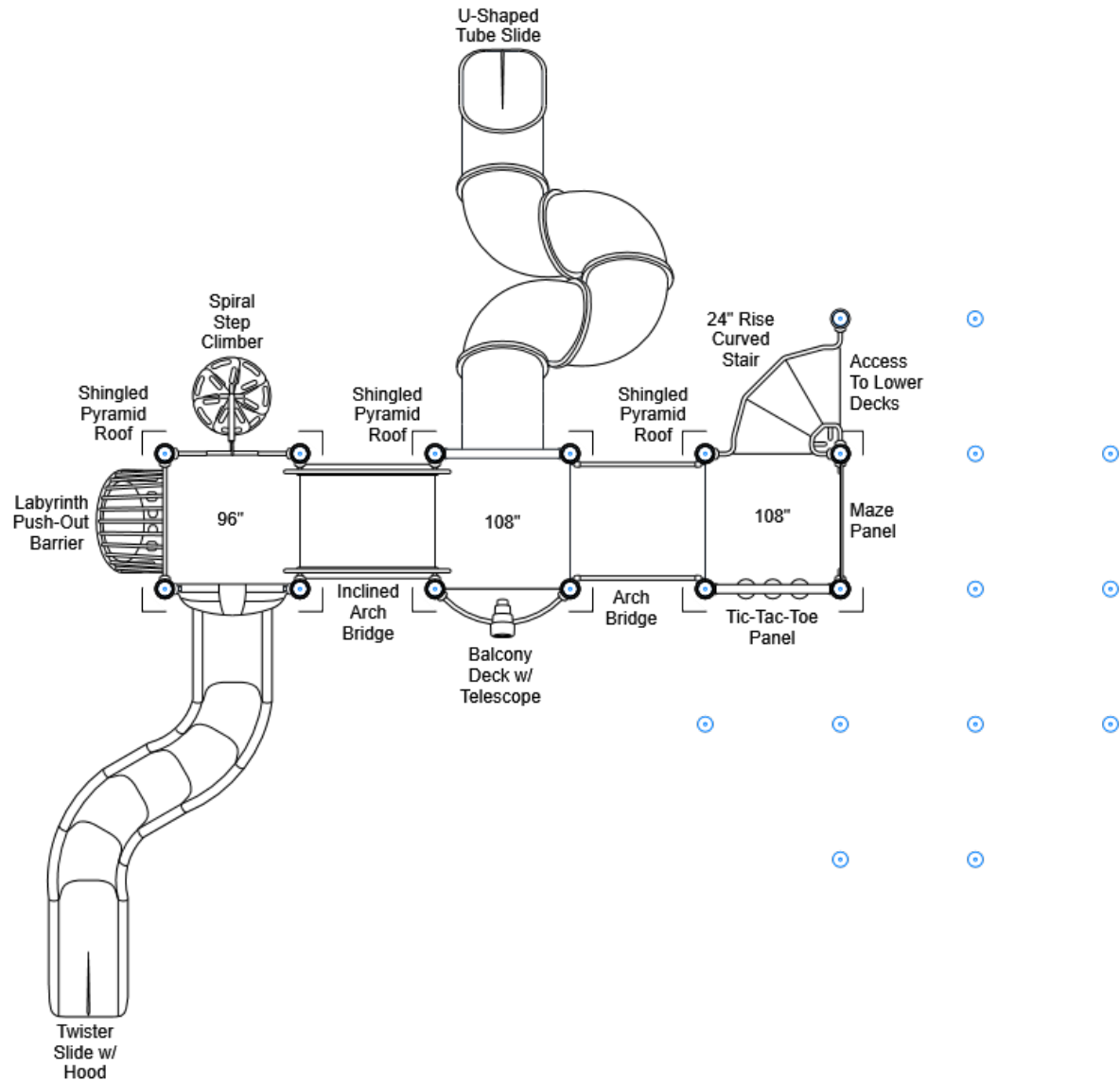
R5

FOR KIDS
AGES
5-12

GENERAL NOTES:

This conceptual plan is based on information provided prior to construction. Detailed site information, including the following, should be obtained, evaluated, and utilized in the final project design. Exact site dimensions, topography, existing utilities, soil conditions and drainage solutions.

WARNING: Accessible safety surfacing material is required beneath and around this equipment that has a critical height value (Fall Height) appropriate for the highest accessible part of this equipment. Refer to the CPSC'S Handbook For Public Playground Safety, Section 4: Surfacing.



STRUCTURE#: R50541BAA
PROJECT#: R50541BAA
DATE: 1/9/2020 | DRAWN BY: Jefferson

MIN. USE ZONE: 51' x 43'

PLAYCRAFT REP:
Playcraft Direct, Inc.



R50541BAA SITE PLAN

ADA ACCESSIBILITY GUIDELINE - ADAAG CONFORMANCE

ELEVATED	ACCESSIBLE	RAMP ACCESSIBLE	GROUND	TYPES
19	19/10	0	6/6	4/3

R5

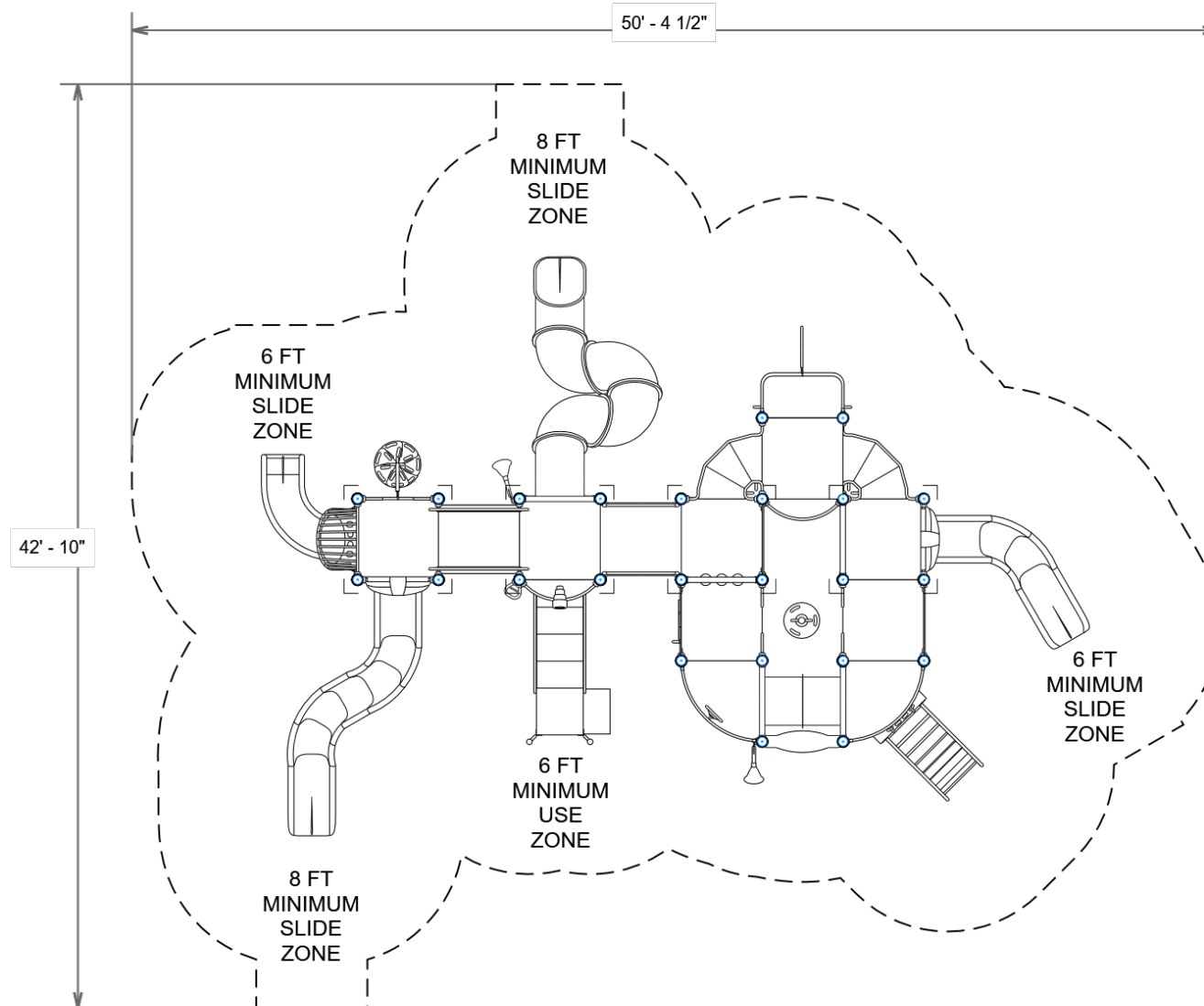
FOR KIDS
AGES
5-12

GENERAL NOTES:

This Preliminary Site Plan is based on measurements that were provided in the initial planning phase. All dimensions must be verified prior to the submission of a purchase order. Playcraft Systems will not be held responsible for any discrepancies between actual dimensions and dimensions submitted in the planning phase.

The Minimum Use Zone for a play structure is based on the product design at the time of proposal. Components and structure designs may be subject to change which may affect dimensions. Therefore, before preparing the site, we strongly recommend obtaining final drawings from the factory (available after the order is placed and included in the Assembly Manual).

WARNING: Accessible safety surfacing material is required beneath and around this equipment that has a critical height value (Fall Height) appropriate for the highest accessible part of this equipment. Refer to the CPSC's Handbook For Public Playground Safety, Section 4: Surfacing.



PROJECT#: R50541BAA

DATE: 1/9/2020 | DRAWN BY: Jefferson

MIN. USE ZONE: 51' x 43'

PLAYCRAFT REP:

Playcraft Direct, Inc.



R50541BAA
SW VIEW

R5

FOR KIDS
AGES
5-12



STRUCTURE#: R50541BAA

PROJECT#: R50541BAA


DATE: 1/9/2020 | DRAWN BY: Jefferson

PLAYCRAFT
SYSTEMS

R50541BAA
NE VIEW

R5

FOR KIDS
AGES
5-12



STRUCTURE#: R50541BAA

PROJECT#: R50541BAA

DATE: 1/9/2020 | DRAWN BY: Jefferson



Bill of Materials

R50541BAA

Project# R50541BAA

1/9/2020

Item	Description	Quantity
R50541BAA		
HS-1004-R	Collars	113
16-12-0002	ADA Stairs, 24in Rise w/ Walls (Curved)	2
GF-7002	Dome Cap, R5	8
S-1012-R5-12ft	Post, 12ft R5	6
S-1014-R5-14ft	Post, 14ft R5	1
S-1015-R5-15ft	Post, 15ft R5	1
S-1017-R5-17ft	Post, 17ft R5	4
S-1018-R5-18ft	Post, 18ft R5	4
S-1019-R5-19ft	Post, 19ft R5	8
S-1101-R5	Square Deck	10
S-1107-R5	Curved Deck	2
S-1109-R5	Balcony Deck	1
S-1109-R5-T	Balcony Deck w/ Telescope	1
S-1209-36-R5	Transfer Station, 48in-R	1
S-1232-5-CRV	Climber, Track 54-60in (Curved)	1
S-1233-5-MC	Climber, Disc 54-60in	1
S-1234-8R	Climber, Spiral Step 90-96in	1
S-1237-4R5	Climber, Vertical Rock 42-48in	1
S-1282-4	Climber, Curved Rung Ladder 42-48in	1
S-1289-7R5	Climber, Cliffhanger 78-84in	1
S-1301-60R5	Wall, Steel 55in (60in gap)	1
S-1303-R5	Single Slide SitDown Hood	1
S-1303-TW-R5	Twister Entry Panel w/ Hood	2
S-1309-2-R5	Half Walls (Pair) R5	4
S-1310-R5	Transition Wall	1



Bill of Materials (continued)

Item	Description	Quantity
S-1328-RMT	Steel Wall (Curved w/ Wheel)	1
S-1362-16134-R5	Push-Out Barrier (Labyrinth)	1
S-1500-STL-R5	Crawl Tube, Steel (45in)	1
S-1501-45R5	Bridge, Arch (45in)	1
S-1504-R5	Bridge, Belt (45in)	1
S-1514-45R5	Bridge, Inclined Arch (45in)	2
S-1607-R5	Maze Panel	1
S-1608-R5	Memory Panel	1
S-1615-R5	Store Panel	1
S-1616-R5	Tic-Tac-Toe Panel	1
S-1617-R5	Window Panel	1
S-1620-R5	Jump Panel	1
S-1644-R5	Gear Panel	1
S-1705-3	Slide, Quarter Turn 36in	1
S-1707-9U-R5	Slide, Tube 108in (U-Shaped, Right)	1
S-1710-5-RR	Slide, Twister 60in (R2)	1
S-1710-8-RRSLL	Slide, Twister 96in (R-R-S-L-L)	1
S-1807-R5	Roof, Square Pyramid (Shingled)	4
S-1910-R5	Talk Tube (Post Mounted, Right)	1
S-1910-R5	Talk Tube (Post Mounted, Left)	1
S-1937-R5	Crunch Handle	1
S-1962-R5	Playseat	1
HS-1100-2	Deck to Deck Hardware	3