

R50521DAA
TOP VIEW

ADA ACCESSIBILITY GUIDELINES - ADAAG CONFORMANCE

ELEVATED	ACCESSIBLE	RAMP ACCESSIBLE	GROUND	TYPES
17	12/9	0/0	17/6	3/3
CHILD CAPACITY	222	MAX FALL HEIGHT	168	

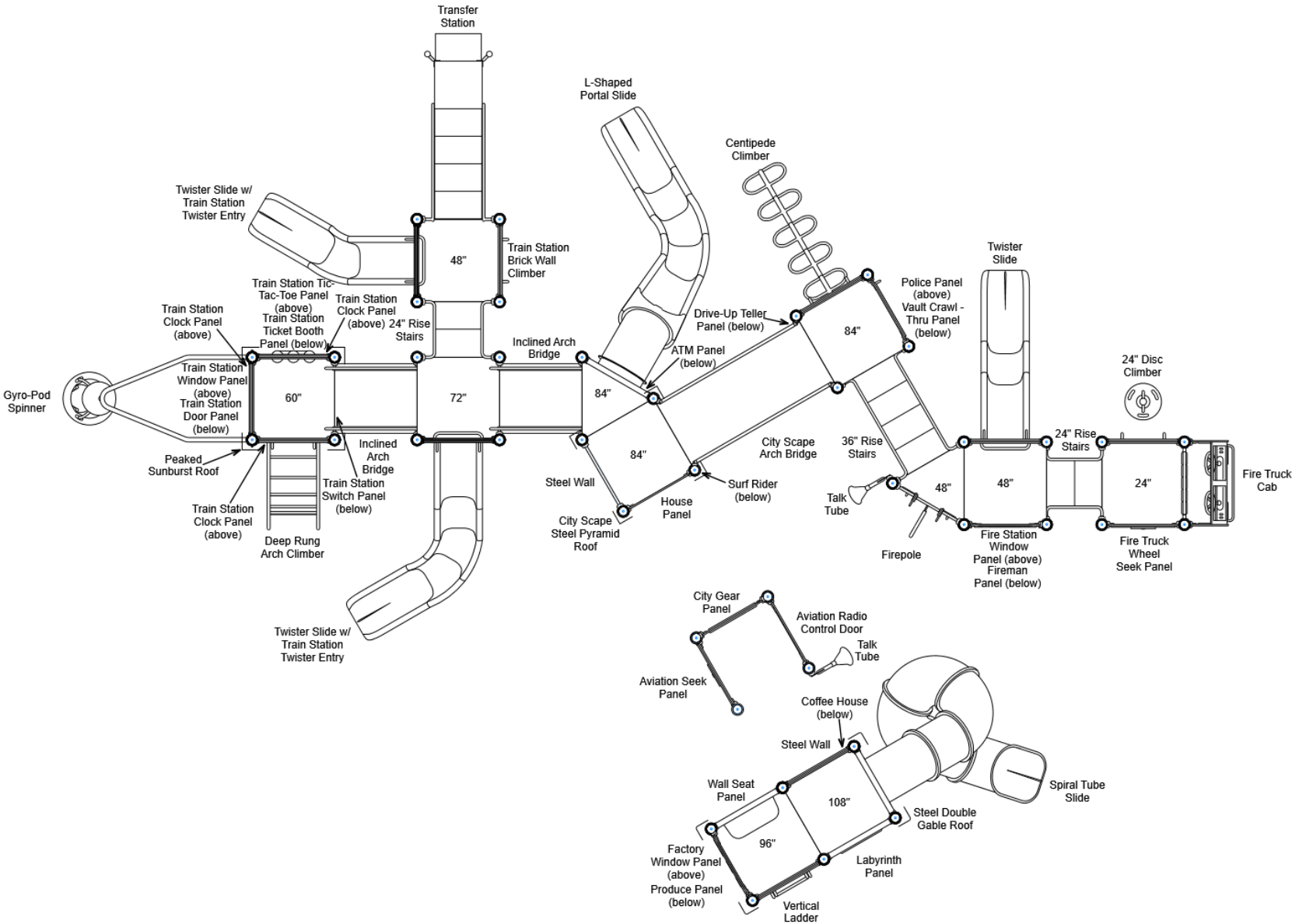
R5

FOR KIDS
AGES
5-12

GENERAL NOTES

This conceptual plan is based on information provided prior to construction. Detailed site information, including the following, should be obtained, evaluated, and utilized in the final project design. Exact site dimensions, topography, existing utilities, soil conditions and drainage solutions.

WARNING: Accessible safety surfacing material is required beneath and around this equipment that has a critical height value (Fall Height) appropriate for the highest accessible part of this equipment. Refer to the CPSC'S Handbook For Public Playground Safety, Section 4: Surfacing.



STRUCTURE # R50521DAA
PROJECT # R50521DAA
DATE 7/10/2023

Playcraft Direct, Inc.
MIN. USE ZONE 66' x 52' (19.89m x 15.745m)



R50521DAA
TOP VIEW

ADA ACCESSIBILITY GUIDELINES - ADAAG CONFORMANCE

ELEVATED	ACCESSIBLE	RAMP ACCESSIBLE	GROUND	TYPES
17	12/9	0/0	17/6	3/3
CHILD CAPACITY	222	MAX FALL HEIGHT	168	

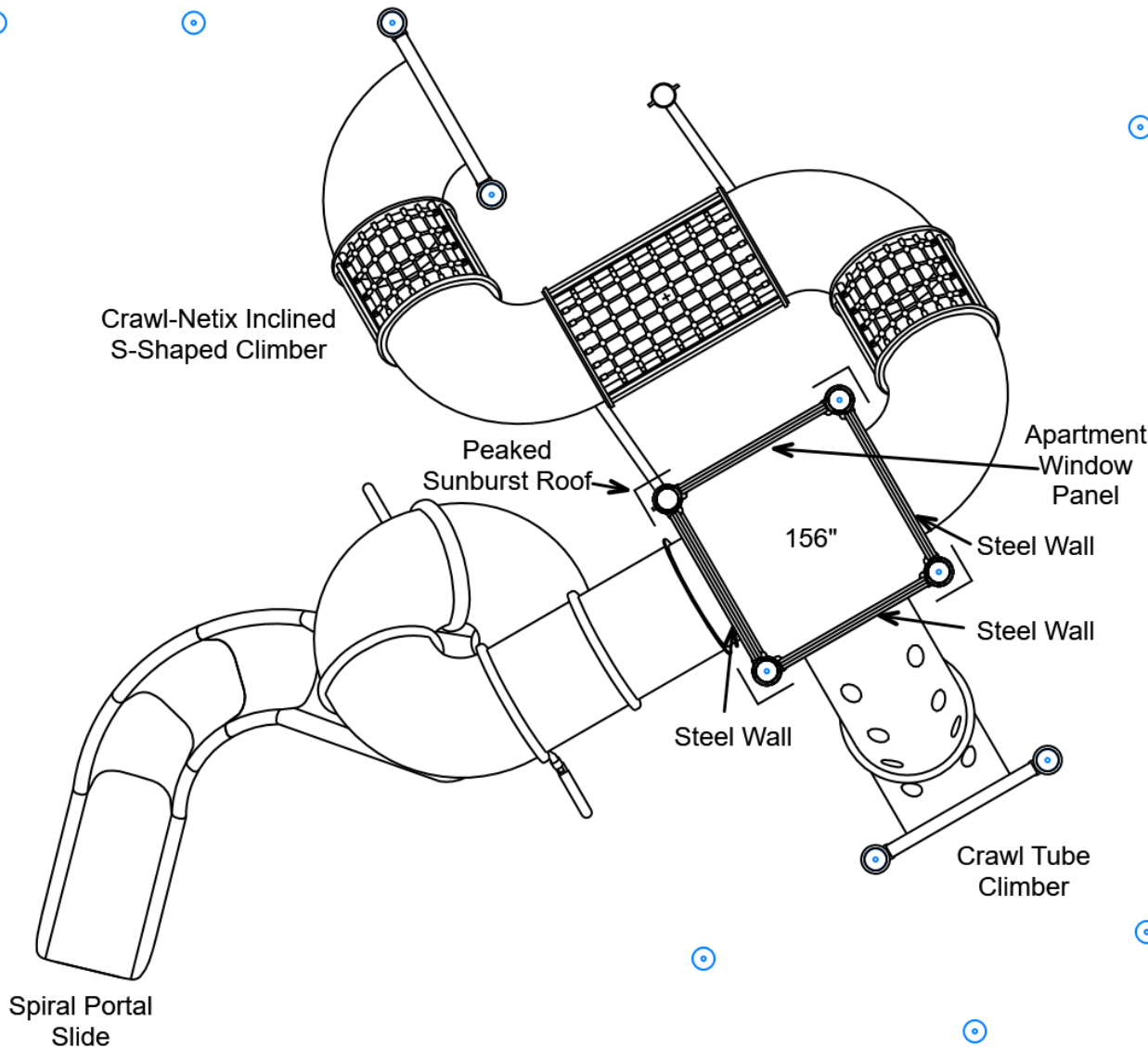
R5

FOR KIDS
AGES
5-12

GENERAL NOTES

This conceptual plan is based on information provided prior to construction. Detailed site information, including the following, should be obtained, evaluated, and utilized in the final project design. Exact site dimensions, topography, existing utilities, soil conditions and drainage solutions.

WARNING: Accessible safety surfacing material is required beneath and around this equipment that has a critical height value (Fall Height) appropriate for the highest accessible part of this equipment. Refer to the CPSC'S Handbook For Public Playground Safety, Section 4: Surfacing.



STRUCTURE # R50521DAA
PROJECT # R50521DAA
DATE 7/10/2023

Playcraft Direct, Inc.
MIN. USE ZONE 66' x 52' (19.89m x 15.745m)



R50521DAA
SITE PLAN

ADA ACCESSIBILITY GUIDELINES - ADAAG CONFORMANCE

ELEVATED	ACCESSIBLE	RAMP ACCESSIBLE	GROUND	TYPES
17	12/9	0/0	17/6	3/3

R5

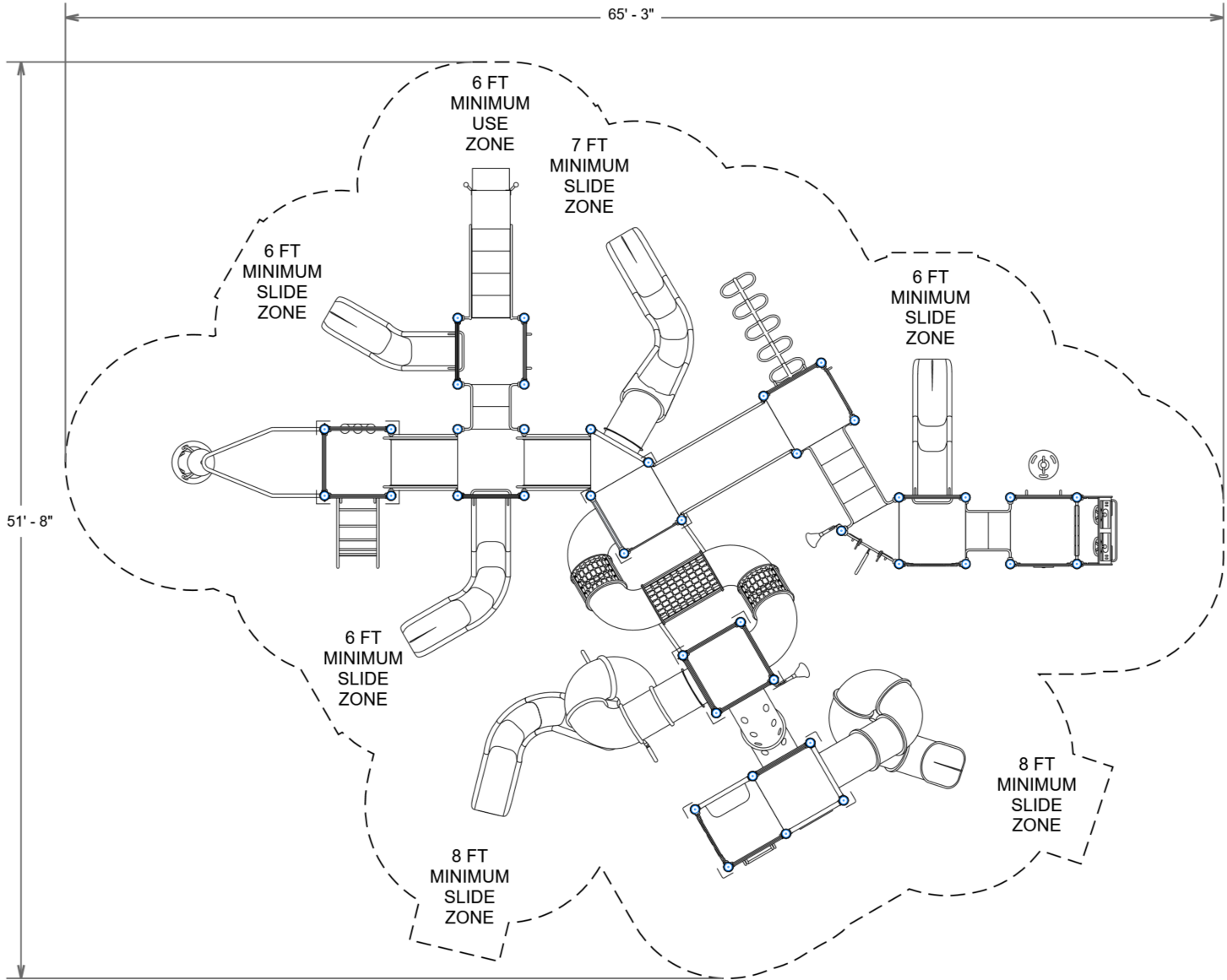
FOR KIDS
AGES
5-12

GENERAL NOTES

This Preliminary Site Plan is based on measurements that were provided in the initial planning phase. All dimensions must be verified prior to the submission of a purchase order. Playcraft Systems will not be held responsible for any discrepancies between actual dimensions and dimensions submitted in the planning phase.

The Minimum Use Zone for a play structure is based on the product design at the time of proposal. Components and structure designs may be subject to change which may affect dimensions. Therefore, before preparing the site, we strongly recommend obtaining final drawings from the factory (available after the order is placed and included in the Assembly Manual).

WARNING: Accessible safety surfacing material is required beneath and around this equipment that has a critical height value (Fall Height) appropriate for the highest accessible part of this equipment. Refer to the CPSC'S Handbook For Public Playground Safety, Section 4: Surfacing.



PROJECT # R50521DAA
DATE 7/10/2023

Playcraft Direct, Inc.
MIN. USE ZONE 66' x 52' (19.89m x 15.745m)



R50521DAA
SW VIEW

R5

FOR KIDS
AGES
5-12



STRUCTURE # R50521DAA
PROJECT # R50521DAA
DATE 7/10/2023

R50521DAA
NE VIEW

R5

FOR KIDS
AGES
5-12



STRUCTURE # R50521DAA
PROJECT # R50521DAA
DATE 7/10/2023

R50521DAA
Project # R50521DAA

Date 7/10/2023

Item / Part Number	Description	Qty
[R50521DAA]		
HS-1004-R	Collars	240
GF-7002	Dome Cap, R5	22
S-1010-R5-10ft	Post, 10ft R5	4
S-1012-R5-12ft	Post, 12ft R5	9
S-1013-R5-13ft	Post, 13ft R5	2
S-1014-R5-14ft	Post, 14ft R5	4
S-1015-R5-15ft	Post, 15ft R5	3
S-1017-R5-17ft	Post, 17ft R5	4
S-1018-R5-18ft	Post, 18ft R5	4
S-1019-R5-19ft	Post, 19ft R5	6
S-1023-R5-23ft	Post, 23ft R5	4
S-1101-R5	Square Deck	10
S-1102-R5	Tri-Deck	2
S-1110-R	Filler, 12in	1
S-1206-24R5	ADA Stairs, 24in Rise w/ Walls (Short)	2
S-1206-36R5	ADA Stairs, 36in Rise w/ Walls	1
S-1209-36-R5	Transfer Station, 48in-C	1
S-1210-96	Climber, Vertical Ladder 90-96in	1
S-1213-4R	Climber, Firepole 42-48in	1
S-1219-5	Climber, Deep Rung Arch 54-60in	1
S-1220-7	Climber, Centipede 78-84in	1
S-1233-2-HW	Climber, Disc 18-24in (w/ HW)	1
S-12371-TS48	Train Station Brick Wall Climber 48in	1
S-1301-12R5	Wall, Steel (12in)	5
S-1301-RSSP-3175R5	Steel Wall (Above Panel, Double Bar)	1
S-1310-RSPC-R5	Space Port Transition Wall	1
S-1333-R5-T	Wall Seat Panel (Tall)	1
S-1500-2I-48R5	Climber, Crawl Tube 48in (6-156in)	1
S-1514-45R5	Bridge, Inclined Arch (45in)	2
S-1536-ISL	Climber, Crawl-Netix Inc. S-Shaped (72, L)	1
S-1621-R17	House Panel	1
S-1623-DC-CAB	Fire Truck Cab	1
S-1623-DC-WSP	Fire Truck Wheel Seek Panel	1
S-1623-FRMN-R5-CAN	Fireman Panel	1
S-1634-R5	Labyrinth Panel	1
S-1689-APT-R5	Apartment Window Panel	1

Item / Part Number	Description	Qty
S-1689-ATM-R5G	Bank ATM Panel	1
S-1689-AVSK	Aviation Seek Panel	1
S-1689-BDG-R5	City Scape Arch Bridge	1
S-1689-CFE-R5	Coffee House	1
S-1689-DUT-R5	Bank Drive-Up Teller Panel	1
S-1689-FCW-R5	Factory Window Panel	1
S-1689-FHW-R5	Fire Station Window Panel	1
S-1689-GEAR-R5G	Gear Panel	1
S-1689-PLW-R5	Police Panel	1
S-1689-PRD	Produce Panel	1
S-1689-RCD	Aviation Radio Control Door	1
S-1689-TCLK	Train Station Clock Panel	3
S-1689-TSAP	Train Station Access Panel	4
S-1689-TSBT	Train Station Ticket Booth Panel	1
S-1689-TSD	Train Station Door Panel	1
S-1689-TSFTE	Train Station Fire Twister Entry	1
S-1689-TSSWG	Train Station Switch Panel	1
S-1689-TSTE-R5	Train Station Twister Entry	2
S-1689-TSTTT	Train Station Tic-Tac-Toe Panel	1
S-1689-TSW	Train Station Window Panel	1
S-1689-TSWUB	Train Station Window Upper Barrier	5
S-1689-VLT-R5G	Bank Vault Crawl - Thru Panel	1
S-1707-9SPR5	Slide, Tube 108in (Spiral, Left)	1
S-1709-13SP-LLL	Slide, Portal 156in (Spiral, Right)	1
S-1709-7L-LLS	Slide, Portal 84in (L-L-S, Left)	1
S-1710-4-R	Slide, Twister 48in (R)	1
S-1710-4-S	Slide, Twister 48in (S)	1
S-1710-6-SRR	Slide, Twister 72in (S-R2)	1
S-18018-SNR	Peaked Sunburst Roof	2
S-18071-R5CTY	City Scape Steel Pyramid Roof	1
S-1808-2R5STL	Metal Roof, Double Gable Shade	1
S-1910-R5	Talk Tube (Post Mounted, Right)	2
S-1948-R5	Surf Rider	1
S-1974-R5	Gyro-Pod Spinner	1