

R50513CCA TOP VIEW

ADA ACCESSIBILITY GUIDELINE - ADAAG CONFORMANCE

ELEVATED	ACCESSIBLE	RAMP ACCESSIBLE	GROUND	TYPES
9	9/5	0	3/3	3/3

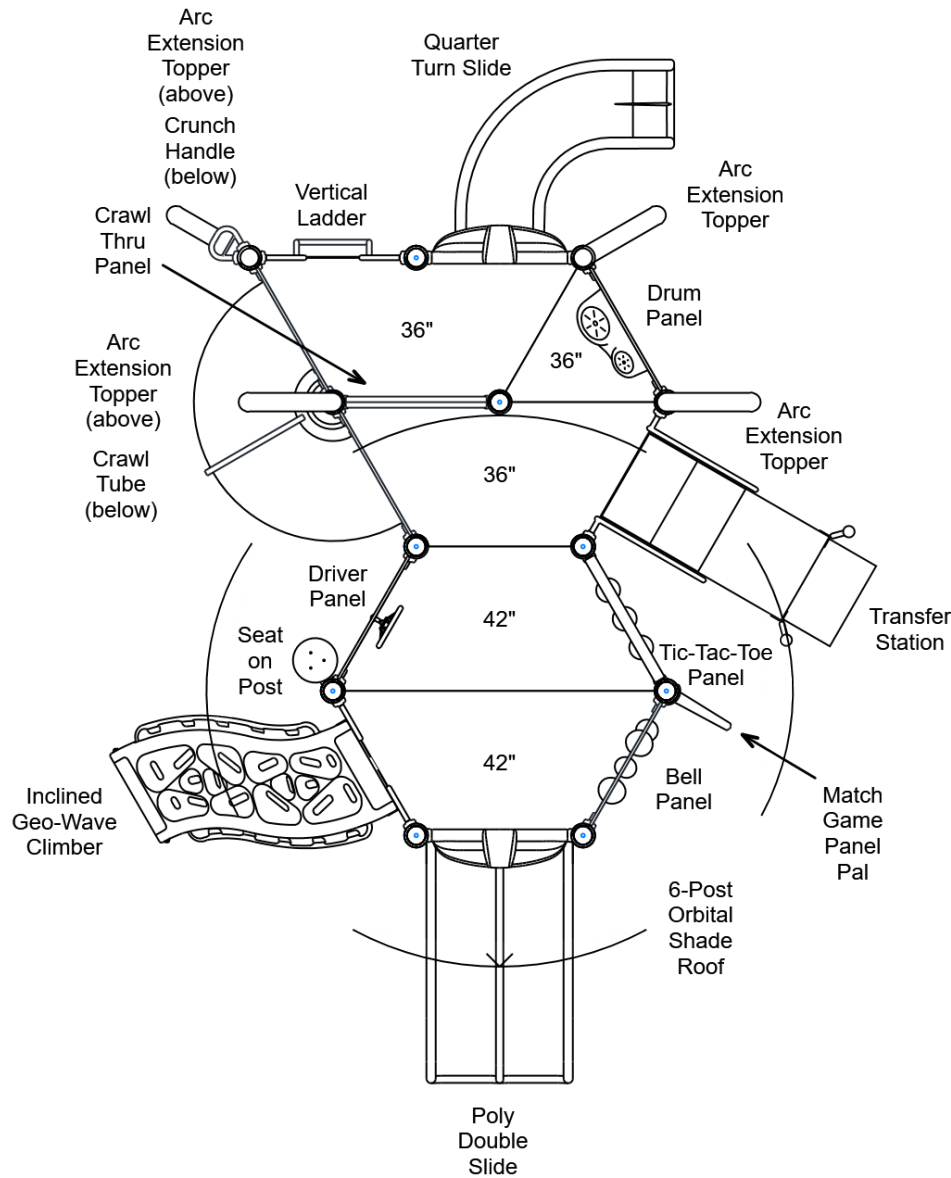
R5

FOR KIDS
AGES
2-5

GENERAL NOTES:

This conceptual plan is based on information provided prior to construction. Detailed site information, including the following, should be obtained, evaluated, and utilized in the final project design. Exact site dimensions, topography, existing utilities, soil conditions and drainage solutions.

WARNING: Accessible safety surfacing material is required beneath and around this equipment that has a critical height value (Fall Height) appropriate for the highest accessible part of this equipment. Refer to the CPSC'S Handbook For Public Playground Safety, Section 4: Surfacing.



STRUCTURE#: R50513CCA
PROJECT#: R50513CCA
DATE: 1/27/2023

MIN. USE ZONE: 30' x 36'

PLAYCRAFT REP:
Playcraft Direct, Inc.

R50513CCA
SITE PLAN

ADA ACCESSIBILITY GUIDELINE - ADAAG CONFORMANCE

ELEVATED	ACCESSIBLE	RAMP ACCESSIBLE	GROUND	TYPES
9	9/5	0	3/3	3/3

R5

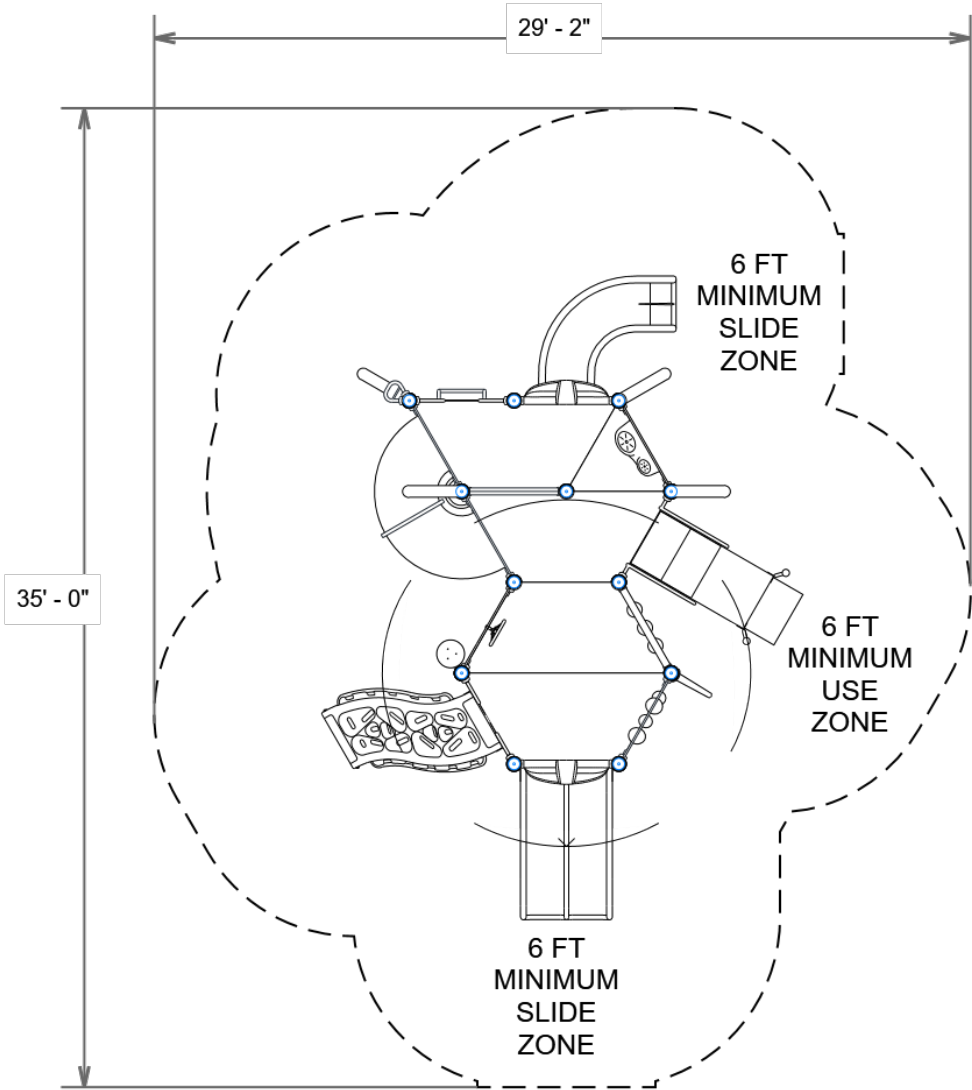
FOR KIDS
AGES
2-5

GENERAL NOTES:

This Preliminary Site Plan is based on measurements that were provided in the initial planning phase. All dimensions must be verified prior to the submission of a purchase order. Playcraft Systems will not be held responsible for any discrepancies between actual dimensions and dimensions submitted in the planning phase.

The Minimum Use Zone for a play structure is based on the product design at the time of proposal. Components and structure designs may be subject to change which may affect dimensions. Therefore, before preparing the site, we strongly recommend obtaining final drawings from the factory (available after the order is placed and included in the Assembly Manual).

WARNING: Accessible safety surfacing material is required beneath and around this equipment that has a critical height value (Fall Height) appropriate for the highest accessible part of this equipment. Refer to the CPSC'S Handbook For Public Playground Safety, Section 4: Surfacing.



PROJECT#: R50513CCA
DATE: 1/27/2023

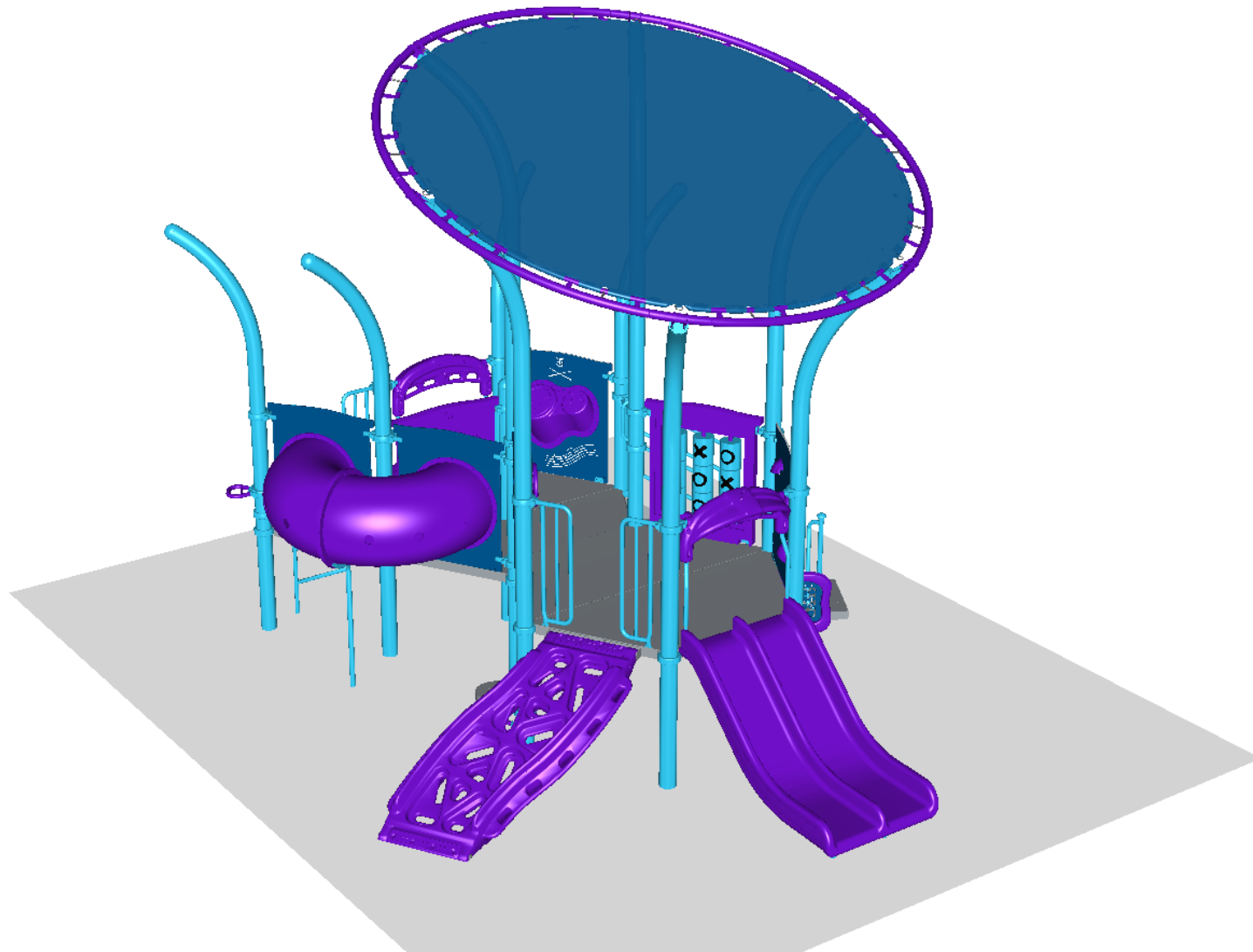
MIN. USE ZONE: 30' x 35'

PLAYCRAFT REP:
Playcraft Direct, Inc.

R50513CCA
SW VIEW

R5

FOR KIDS
AGES
2-5

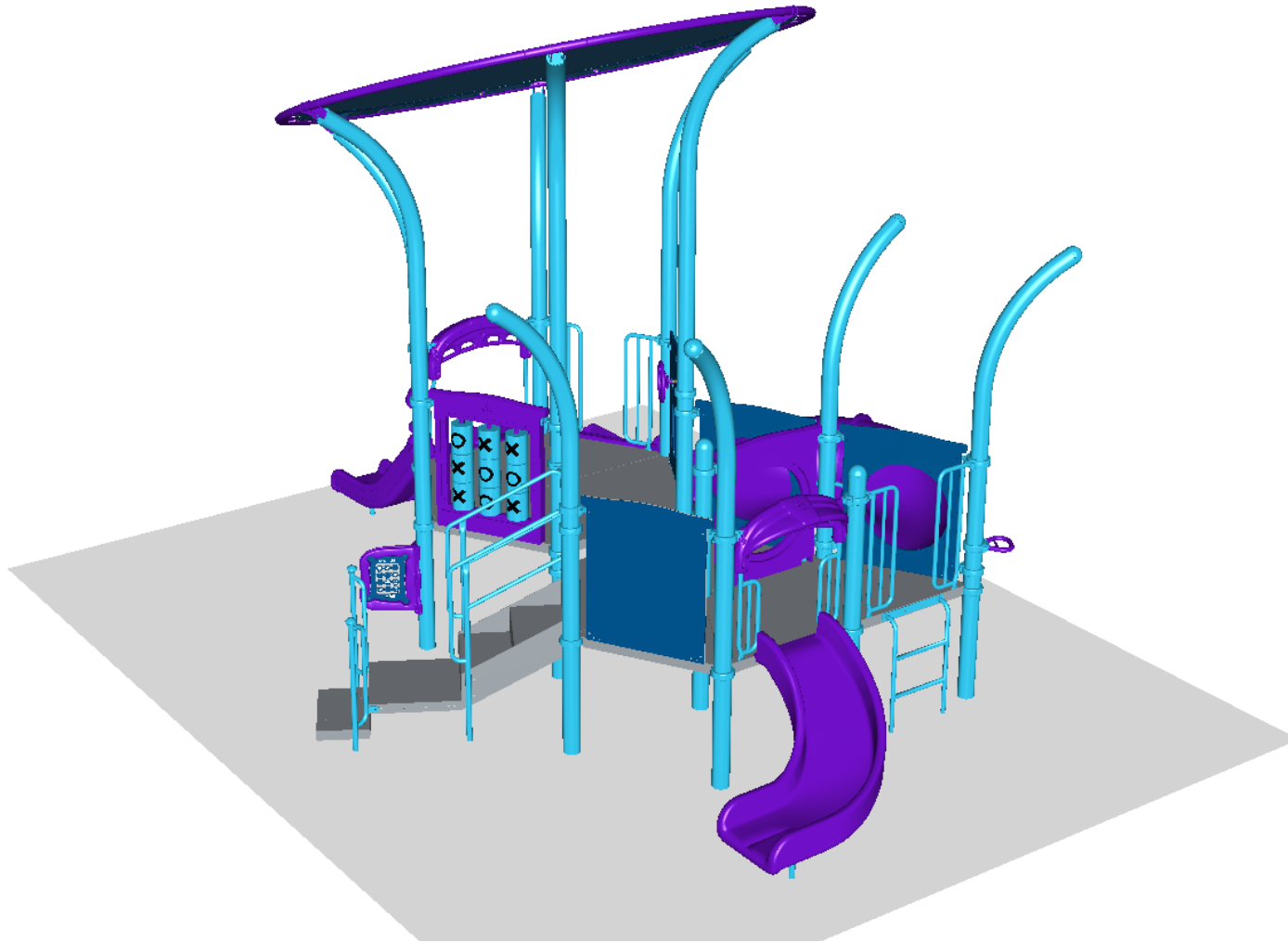


STRUCTURE#: R50513CCA
PROJECT#: R50513CCA
DATE: 1/27/2023

R50513CCA
NE VIEW

R5

FOR KIDS
AGES
2-5



STRUCTURE#: R50513CCA
PROJECT#: R50513CCA
DATE: 1/27/2023



Bill of Materials

R50513CCA

Project# R50513CCA

1/27/2023

Item	Description	Quantity
R50513CCA		
HS-1004-R	Collars	37
GF-7002	Dome Cap, R5	2
S-1010-R5-10ft	Post, 10ft R5	12
S-1102-R5	Tri-Deck	1
S-1103-R5	Hex Deck, Half (5 Post)	2
S-1106-R5	Hex Deck, Half (4 Post)	2
S-1209-24-R5	Transfer Station, 36in-C	1
S-1210-36	Climber, Vertical Ladder 30-36in	1
S-1249-DGH	Climber, Inc. Geo-Wave 42-48in (H, DTG, R)	1
S-1303-R5	Single Slide SitDown Hood	1
S-1306-R5	Double Slide SitDown Hood	1
S-1309-2-R5	Half Walls (Pair) R5	2
S-1500-180-R5I-36	Crawl Tube, (180 Degree DTD) 30-36in	1
S-1600-R5	Crawl Thru Panel	1
S-1616-R5	Tic-Tac-Toe Panel	1
S-1625-R5	Driver Panel	1
S-1658-R5	Drum Panel	1
S-1668-R5	Panel Pal, Match Game	1
S-1679-R5	Bell Panel	1
S-1702-3R5	Slide, Double 42in	1
S-1705-3	Slide, Quarter Turn 36in	1
S-18030-6	Shade Canopy, 6-Post Orbital	1
S-1850-R5	Arc Extension Topper	4
S-1937-R5	Crunch Handle	1
S-1963-R5	Seat on Post	1