

R504D66FA

TOP VIEW

ADA ACCESSIBILITY GUIDELINE - ADAAG CONFORMANCE

ELEVATED	ACCESSIBLE	RAMP ACCESSIBLE	GROUND	TYPES
6	6/3	0	2/2	2/2

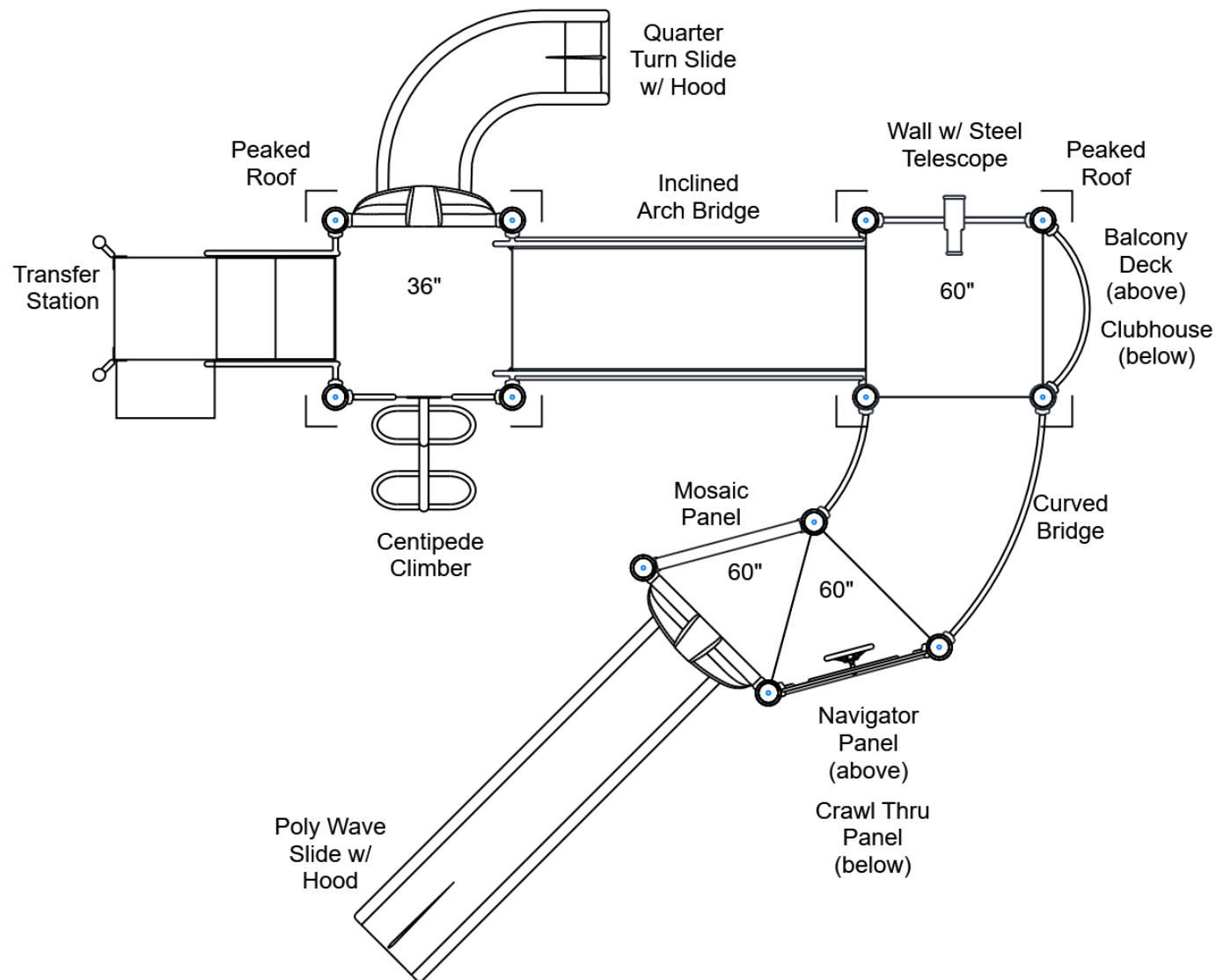
R5

FOR KIDS
AGES
2-5

GENERAL NOTES:

This conceptual plan is based on information provided prior to construction. Detailed site information, including the following, should be obtained, evaluated, and utilized in the final project design. Exact site dimensions, topography, existing utilities, soil conditions and drainage solutions.

WARNING: Accessible safety surfacing material is required beneath and around this equipment that has a critical height value (Fall Height) appropriate for the highest accessible part of this equipment. Refer to the CPSC'S Handbook For Public Playground Safety, Section 4: Surfacing.



STRUCTURE#: R504D66FA

PROJECT#: R504D66FA

DATE: 2/5/2020 | DRAWN BY:

MIN. USE ZONE: 34' x 33'

PLAYCRAFT REP:

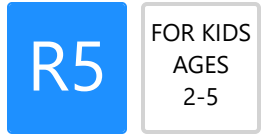
Playcraft Direct, Inc.



R504D66FA SITE PLAN

ADA ACCESSIBILITY GUIDELINE - ADAAG CONFORMANCE

ELEVATED	ACCESSIBLE	RAMP ACCESSIBLE	GROUND	TYPES
6	6/3	0	2/2	2/2

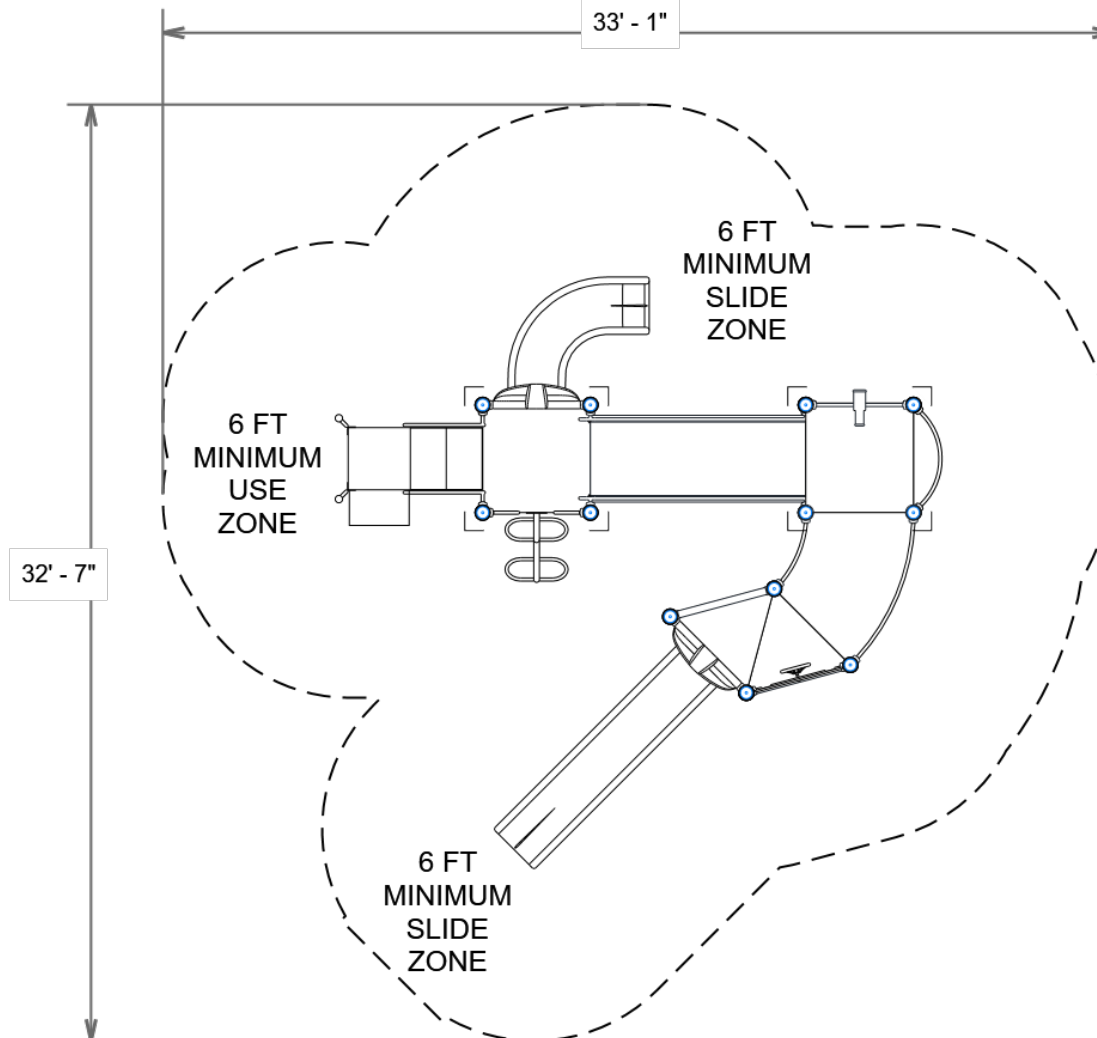


GENERAL NOTES:

This Preliminary Site Plan is based on measurements that were provided in the initial planning phase. All dimensions must be verified prior to the submission of a purchase order. Playcraft Systems will not be held responsible for any discrepancies between actual dimensions and dimensions submitted in the planning phase.

The Minimum Use Zone for a play structure is based on the product design at the time of proposal. Components and structure designs may be subject to change which may affect dimensions. Therefore, before preparing the site, we strongly recommend obtaining final drawings from the factory (available after the order is placed and included in the Assembly Manual).

WARNING: Accessible safety surfacing material is required beneath and around this equipment that has a critical height value (Fall Height) appropriate for the highest accessible part of this equipment. Refer to the CPSC'S Handbook For Public Playground Safety, Section 4: Surfacing.



PROJECT#: R504D66FA

DATE: 2/5/2020 | DRAWN BY:

MIN. USE ZONE: 34' x 33'

PLAYCRAFT REP:

Playcraft Direct, Inc.



R504D66FA
SW VIEW

R5

FOR KIDS
AGES
2-5



STRUCTURE#: R504D66FA

PROJECT#: R504D66FA

DATE: 2/5/2020 | DRAWN BY:



R504D66FA
NE VIEW

R5

FOR KIDS
AGES
2-5



STRUCTURE#: R504D66FA

PROJECT#: R504D66FA

DATE: 2/5/2020 | DRAWN BY:



Bill of Materials

R504D66FA

Project# R504D66FA

2/5/2020

Item	Description	Quantity
R504D66FA		
HS-1004-R	Collars	38
GF-7002	Dome Cap, R5	4
S-1012-R5-12ft	Post, 12ft R5	4
S-1013-R5-13ft	Post, 13ft R5	4
S-1015-R5-15ft	Post, 15ft R5	4
S-1101-R5	Square Deck	2
S-1102-R5	Tri-Deck	2
S-1109-R5	Balcony Deck	1
S-1209-24-R5	Transfer Station, 36in-R	1
S-1220-3	Climber, Centipede 30-36in	1
S-1303-R5	Single Slide SitDown Hood	2
S-1309-2-R5	Half Walls (Pair) R5	1
S-1511-R5	Bridge, Curved	1
S-1514-90R5	Bridge, Inclined Arch (90in)	1
S-1600-R5G	Crawl Thru Panel	1
S-1639-R5	Clubhouse (Left)	1
S-1646-R5	Navigator Panel	1
S-1685-R5	Mosaic Panel	1
S-1704-5	Slide, Wave 60in (Single)	1
S-1705-3	Slide, Quarter Turn 36in	1
S-18018-R5	Roof, Peaked (HDPE/Steel)	2
S-1830-STL-R5	Wall w/ Steel Telescope	1
HS-1100-2	Deck to Deck Hardware	4