

R5049B06A

TOP VIEW

ADA ACCESSIBILITY GUIDELINE - ADAAG CONFORMANCE

| ELEVATED | ACCESSIBLE | RAMP ACCESSIBLE | GROUND | TYPES |
|----------|------------|-----------------|--------|-------|
| 13 | 8/7 | 0 | 6/4 | 4/3 |

R5

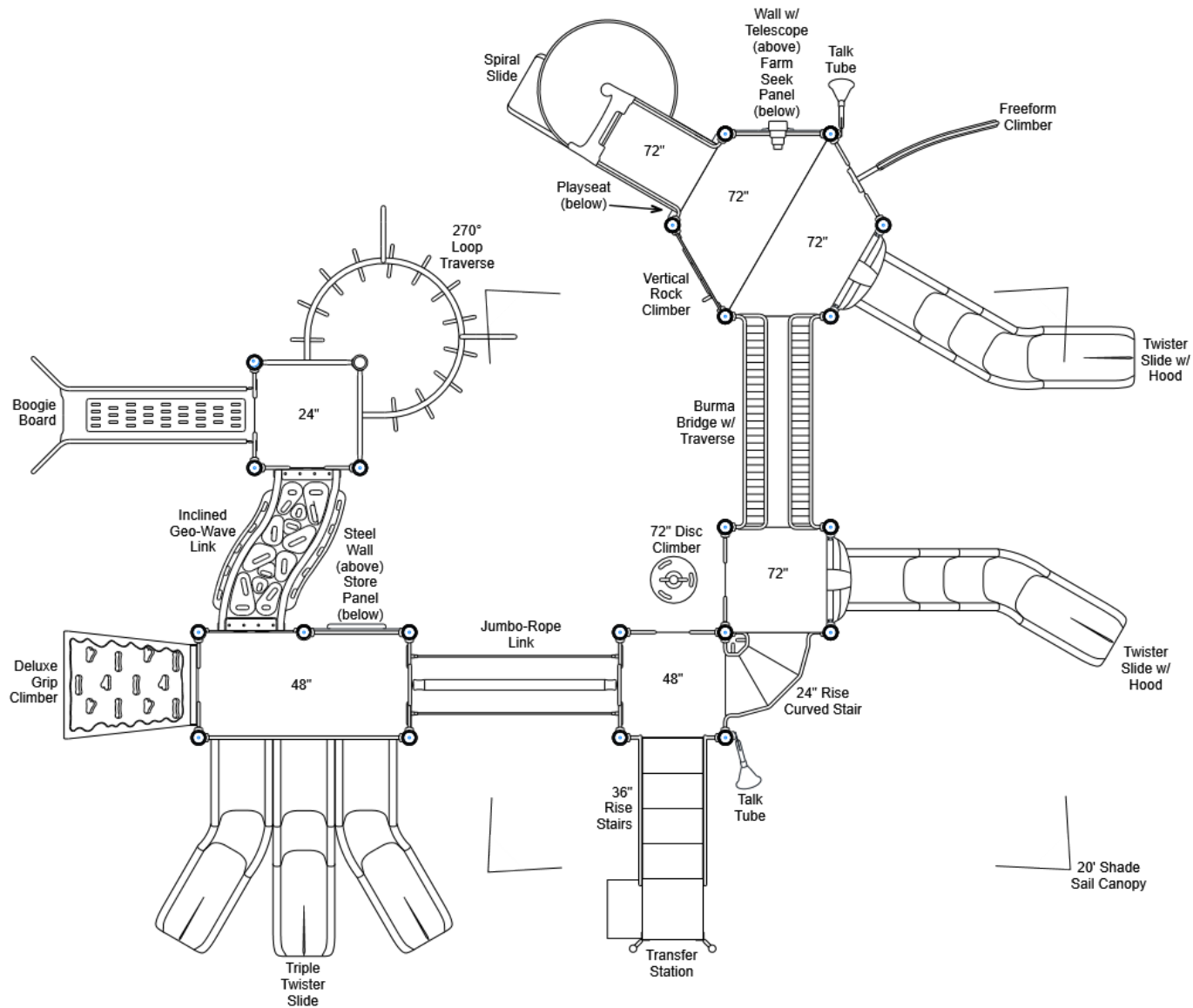
FOR KIDS

AGES
5-12

GENERAL NOTES:

This conceptual plan is based on information provided prior to construction. Detailed site information, including the following, should be obtained, evaluated, and utilized in the final project design. Exact site dimensions, topography, existing utilities, soil conditions and drainage solutions.

WARNING: Accessible safety surfacing material is required beneath and around this equipment that has a critical height value (Fall Height) appropriate for the highest accessible part of this equipment. Refer to the CPSC's Handbook For Public Playground Safety, Section 4: Surfacing.



STRUCTURE#: R5049B06A

PROJECT#: R5049B06A

DATE: 2/3/2020 | DRAWN BY:

MIN. USE ZONE: 52' x 46'

PLAYCRAFT REP:

Playcraft Direct, Inc.



R5049B06A SITE PLAN

ADA ACCESSIBILITY GUIDELINE - ADAAG CONFORMANCE

| ELEVATED | ACCESSIBLE | RAMP ACCESSIBLE | GROUND | TYPES |
|----------|------------|-----------------|--------|-------|
| 13 | 8/7 | 0 | 6/4 | 4/3 |

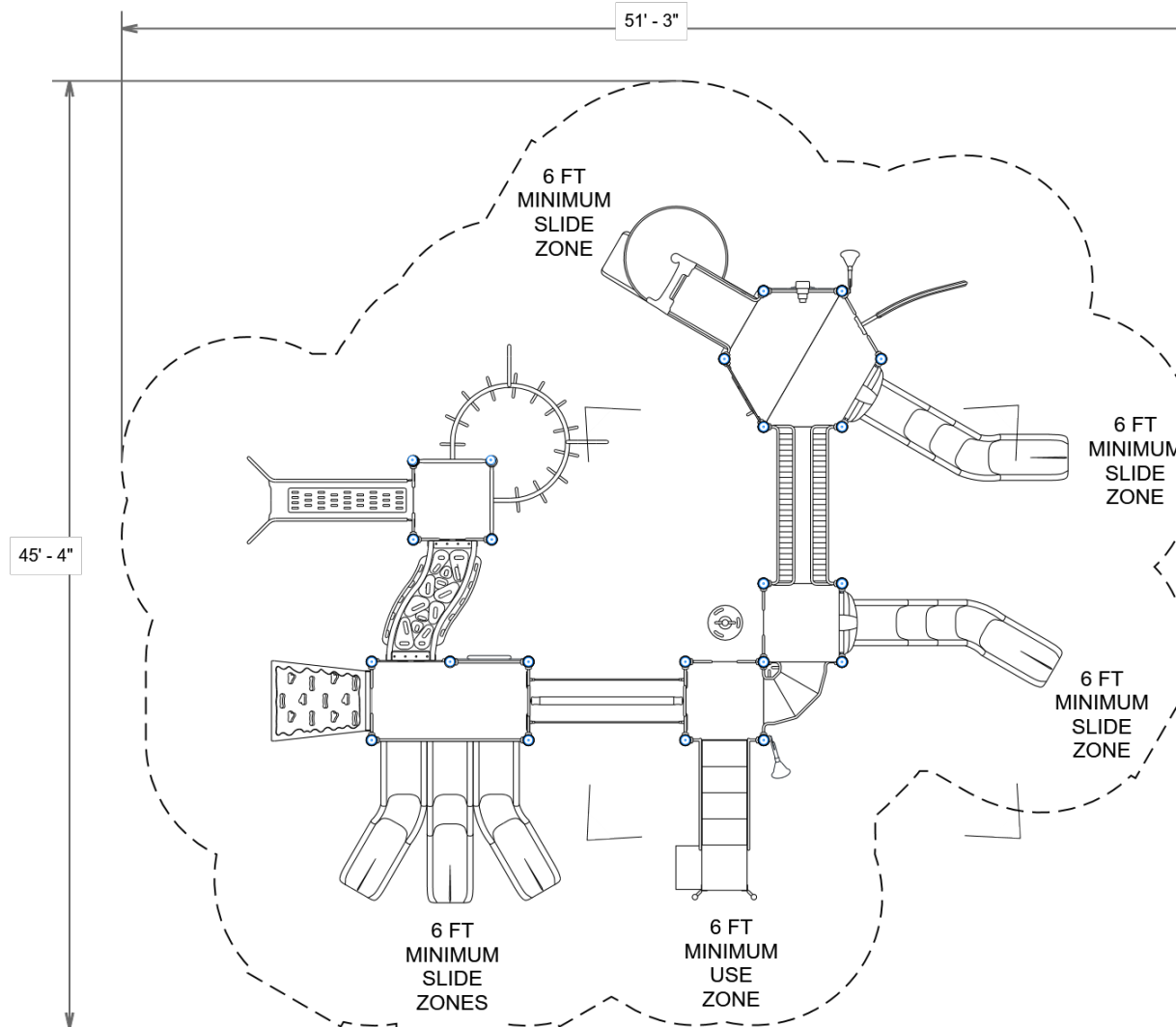


GENERAL NOTES:

This Preliminary Site Plan is based on measurements that were provided in the initial planning phase. All dimensions must be verified prior to the submission of a purchase order. Playcraft Systems will not be held responsible for any discrepancies between actual dimensions and dimensions submitted in the planning phase.

The Minimum Use Zone for a play structure is based on the product design at the time of proposal. Components and structure designs may be subject to change which may affect dimensions. Therefore, before preparing the site, we strongly recommend obtaining final drawings from the factory (available after the order is placed and included in the Assembly Manual).

WARNING: Accessible safety surfacing material is required beneath and around this equipment that has a critical height value (Fall Height) appropriate for the highest accessible part of this equipment. Refer to the CPSC's Handbook For Public Playground Safety, Section 4: Surfacing.



PROJECT#: R5049B06A

DATE: 2/3/2020 | DRAWN BY:

MIN. USE ZONE: 52' x 46'

PLAYCRAFT REP:

Playcraft Direct, Inc.



R5049B06A
SW VIEW

R5

FOR KIDS
AGES
5-12




STRUCTURE#: R5049B06A
PROJECT#: R5049B06A
DATE: 2/3/2020 | DRAWN BY:



R5049B06A
NE VIEW

R5

FOR KIDS
AGES
5-12



STRUCTURE#: R5049B06A

PROJECT#: R5049B06A

DATE: 2/3/2020 | DRAWN BY:





Bill of Materials

R5049B06A

Project# R5049B06A

2/3/2020

| Item | Description | Quantity |
|------------------|---|----------|
| R5049B06A | | |
| HS-1004-R | Collars | 79 |
| 16-12-0002 | ADA Stairs, 24in Rise w/ Walls (Curved) | 1 |
| GF-7002 | Dome Cap, R5 | 18 |
| S-1009-R5-09ft | Post, 09ft R5 | 1 |
| S-1011-R5-11ft | Post, 11ft R5 | 10 |
| S-1012-R5-12ft | Post, 12ft R5 | 1 |
| S-1013-R5-13ft | Post, 13ft R5 | 6 |
| S-1018-R5-18ft | Post, 18ft R5 | 4 |
| S-1101-R5 | Square Deck | 3 |
| S-1104-R5-90 | Long Deck (90in) | 1 |
| S-1106-R5 | Hex Deck, Half (4 Post) | 2 |
| S-1209-36-R5 | Transfer Station, 48in-L | 1 |
| S-1216-DLX | Climber, Deluxe Grip 42-48in | 1 |
| S-1233-6-HW | Climber, Disc 66-72in (w/ HW) | 1 |
| S-1237-6R5 | Climber, Vertical Rock 66-72in | 1 |
| S-1238-6 | Climber, Freeform 66-72in | 1 |
| S-1249-DDH2R5 | Geo-Wave Link 24in (Horiz, Incl. DTD Right) | 1 |
| S-1301-1830-S-R5 | Wall w/ Telescope | 1 |
| S-1301-R5 | Wall, Steel 36in (Standard) | 1 |
| S-1303-TW-R5 | Twister Entry Panel w/ Hood | 2 |
| S-1309-2-R5 | Half Walls (Pair) R5 | 4 |
| S-1426-270-R5 | Traverse, Loop (Round, 270 Degree) | 1 |
| S-1509-90TR5 | Bridge, Burma w/ Traverse (90in) | 1 |
| S-15110-R5 | Link, Jumbo-Rope (90in) | 1 |
| S-1615-R5 | Store Panel | 1 |



Bill of Materials (continued)

| Item | Description | Quantity |
|------------------|------------------------------------|----------|
| S-1618-FARMR5G | Seek Panel (Farm) | 1 |
| S-1706-R5 | Slide, Spiral 72in | 1 |
| S-1710-3-4R5-LSR | Slide, Triple Twister 48in (L-S-R) | 1 |
| S-1710-6-SSL | Slide, Twister 72in (S2-L) | 1 |
| S-1710-6-SSR | Slide, Twister 72in (S2-R) | 1 |
| S-18027-R520 | Shade Sail Canopy, 20ft | 1 |
| S-1910-R5 | Talk Tube (Post Mounted, Right) | 1 |
| S-1910-R5 | Talk Tube (Post Mounted, Left) | 1 |
| S-1941-R5-ADA | Boogie Board ADA (w/ Half Walls) | 1 |
| S-1962-R5 | Playseat | 1 |
| HS-1100-3 | Deck to Deck Hardware | 2 |