

R50496FBA TOP VIEW

ADA ACCESSIBILITY GUIDELINE - ADAAG CONFORMANCE

ELEVATED	ACCESSIBLE	RAMP ACCESSIBLE	GROUND	TYPES
10	10/5	0	4/3	3/3

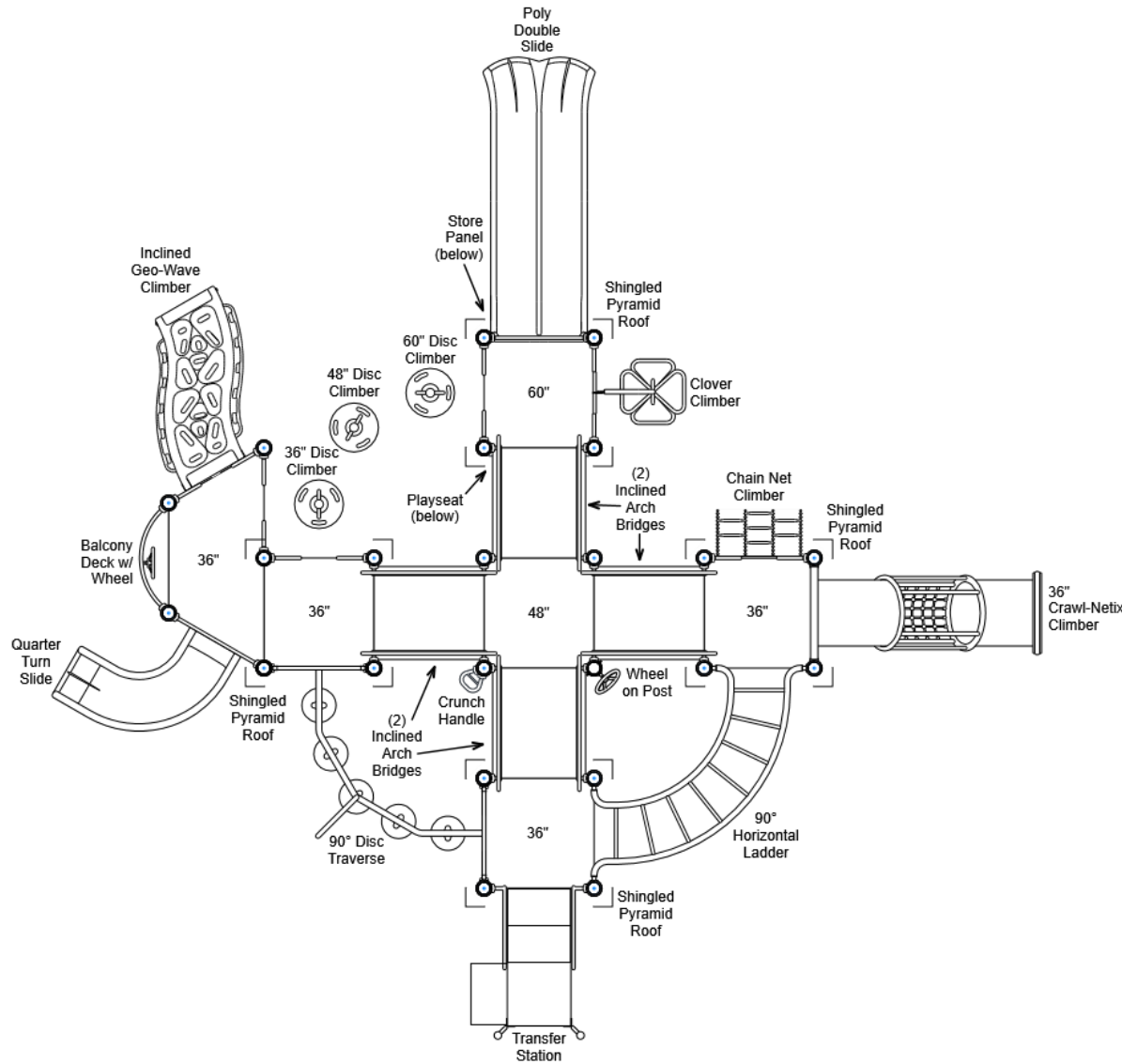
R5

FOR KIDS
AGES
5-12

GENERAL NOTES:

This conceptual plan is based on information provided prior to construction. Detailed site information, including the following, should be obtained, evaluated, and utilized in the final project design. Exact site dimensions, topography, existing utilities, soil conditions and drainage solutions.

WARNING: Accessible safety surfacing material is required beneath and around this equipment that has a critical height value (Fall Height) appropriate for the highest accessible part of this equipment. Refer to the CPSC'S Handbook For Public Playground Safety, Section 4: Surfacing.



STRUCTURE#: R50496FBA

PROJECT#: R50496FBA

DATE: 5/7/2020 | DRAWN BY: Jefferson

MIN. USE ZONE: 46' x 46'

PLAYCRAFT REP:

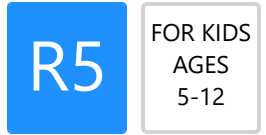
Playcraft Direct, Inc.



R50496FBA SITE PLAN

ADA ACCESSIBILITY GUIDELINE - ADAAG CONFORMANCE

ELEVATED	ACCESSIBLE	RAMP ACCESSIBLE	GROUND	TYPES
10	10/5	0	4/3	3/3

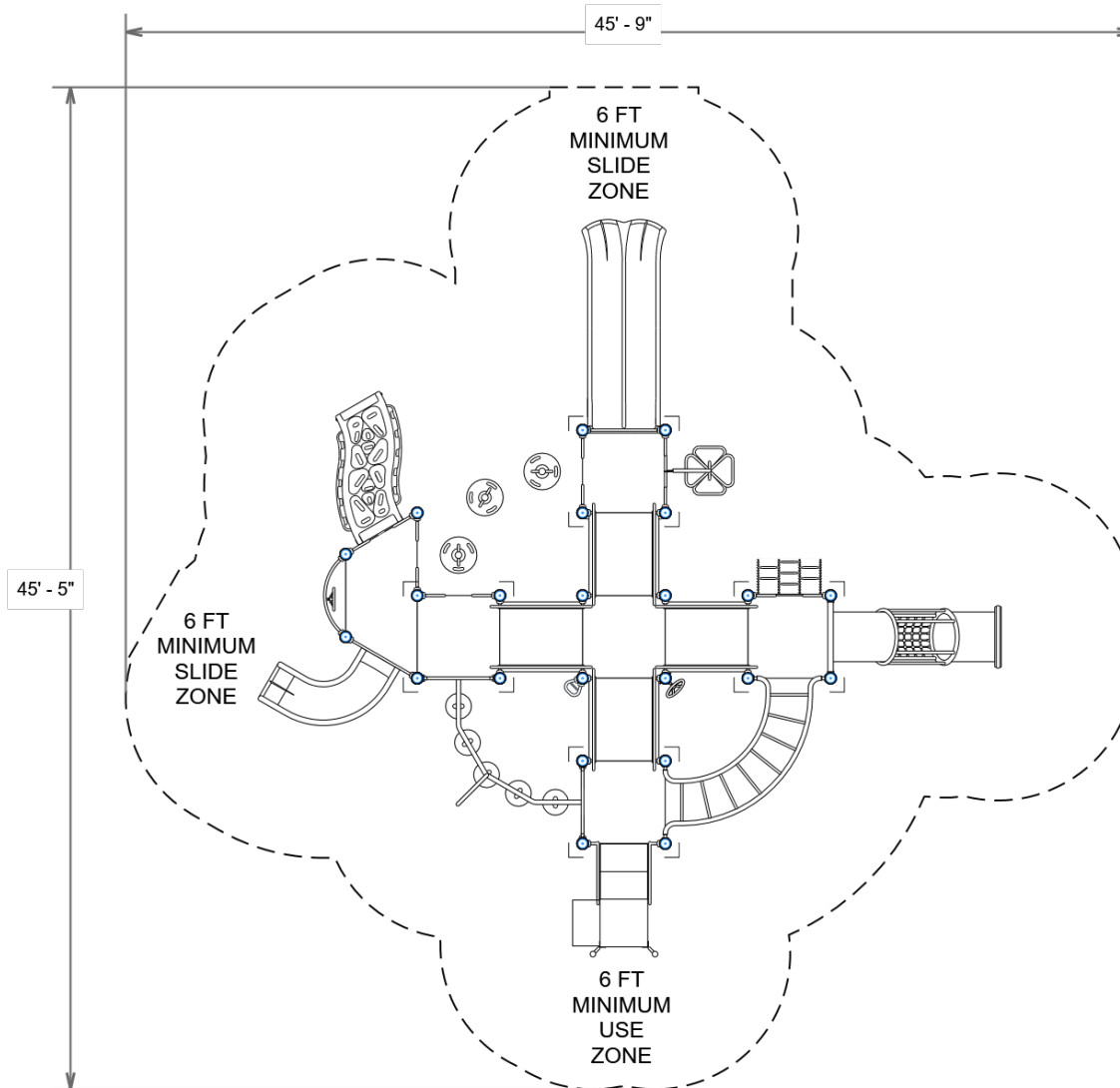


GENERAL NOTES:

This Preliminary Site Plan is based on measurements that were provided in the initial planning phase. All dimensions must be verified prior to the submission of a purchase order. Playcraft Systems will not be held responsible for any discrepancies between actual dimensions and dimensions submitted in the planning phase.

The Minimum Use Zone for a play structure is based on the product design at the time of proposal. Components and structure designs may be subject to change which may affect dimensions. Therefore, before preparing the site, we strongly recommend obtaining final drawings from the factory (available after the order is placed and included in the Assembly Manual).

WARNING: Accessible safety surfacing material is required beneath and around this equipment that has a critical height value (Fall Height) appropriate for the highest accessible part of this equipment. Refer to the CPSC's Handbook For Public Playground Safety, Section 4: Surfacing.



PROJECT#: R50496FBA

DATE: 5/7/2020 | DRAWN BY: Jefferson

MIN. USE ZONE: 46' x 46'

PLAYCRAFT REP:

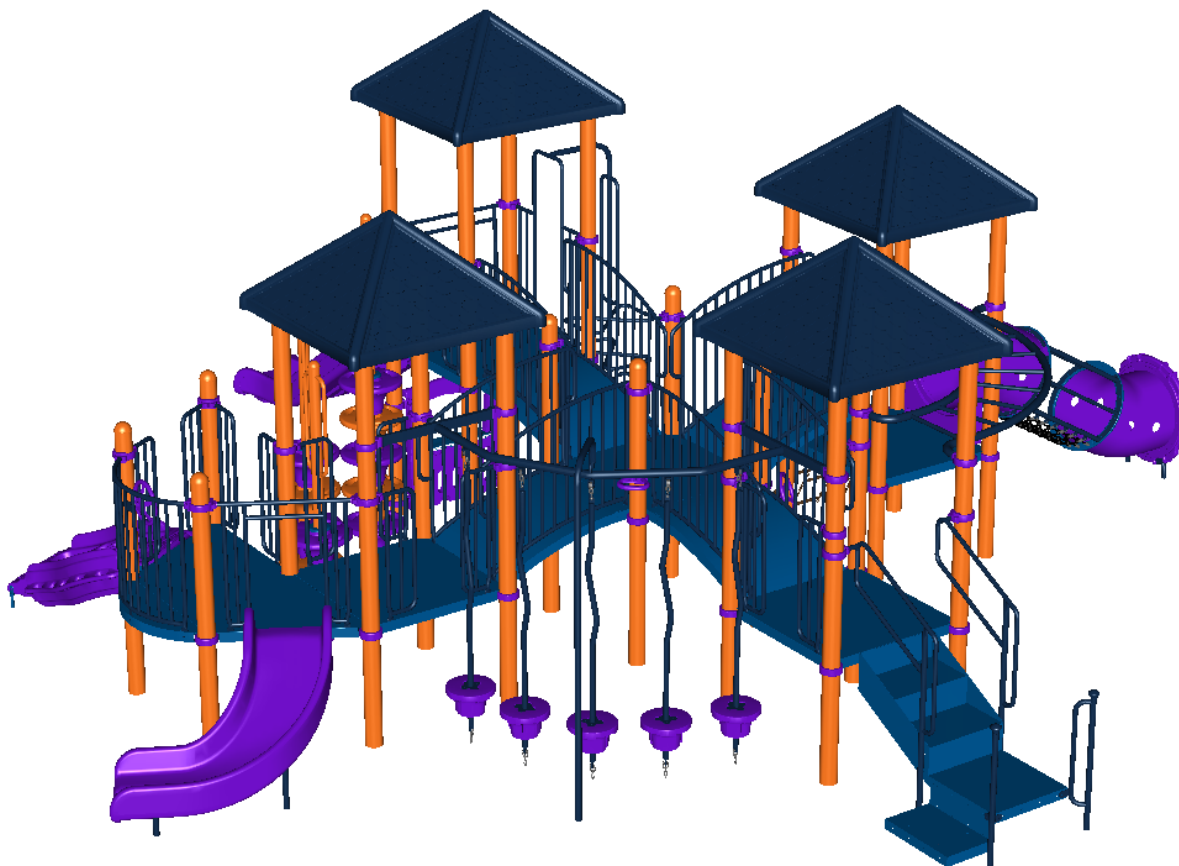
Playcraft Direct, Inc.



R50496FBA
SW VIEW

R5

FOR KIDS
AGES
5-12



STRUCTURE#: R50496FBA

PROJECT#: R50496FBA

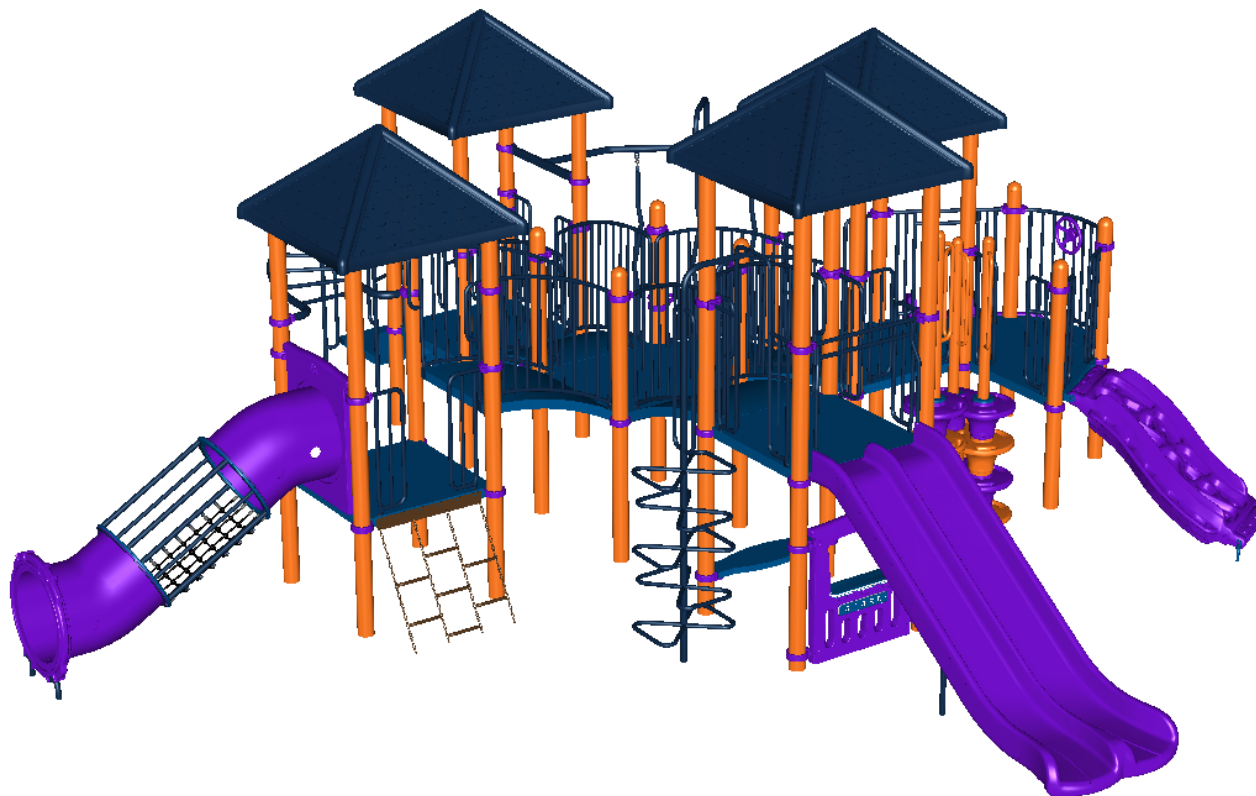
DATE: 5/7/2020 | DRAWN BY: Jefferson



R50496FBA
NE VIEW

R5

FOR KIDS
AGES
5-12



STRUCTURE#: R50496FBA

PROJECT#: R50496FBA

DATE: 5/7/2020 | DRAWN BY: Jefferson





Bill of Materials

R50496FBA
Jefferson Evans

Project# R50496FBA
5/7/2020

Item	Description	Quantity
R50496FBA		
HS-1004-R	Collars	63
GF-7002	Dome Cap, R5	7
S-1010-R5-10ft	Post, 10ft R5	3
S-1011-R5-11ft	Post, 11ft R5	4
S-1013-R5-13ft	Post, 13ft R5	12
S-1015-R5-15ft	Post, 15ft R5	4
S-1101-R5	Square Deck	5
S-1103-R5	Hex Deck, Half (5 Post)	1
S-1109-R5-MT	Balcony Deck w/ Wheel	1
S-1209-24-R5	Transfer Station, 36in-L	1
S-1221-3	Climber, Chain Net 30-36in	1
S-1230-5R	Climber, Clover 54-60in	1
S-1233-3-HW	Climber, Disc 30-36in (w/ HW)	1
S-1233-4-MC	Climber, Disc 42-48in	1
S-1233-5-HW	Climber, Disc 54-60in (w/ HW)	1
S-1249-DGH	Climber, Inc. Geo-Wave 30-36in (H, DTG, R)	1
S-1304-R5	Single Slide SitDown Wall	1
S-1305-R5	Double Slide SitDown Wall	1
S-1309-2-R5	Half Walls (Pair) R5	7
S-1310-R5	Transition Wall	1
S-1419-R90	Traverse, Disc (90 Deg)	1
S-1429-R5	Traverse, Horizontal Ladder (90 deg)	1
S-1514-45R5	Bridge, Inclined Arch (45in)	4
S-1535-3DTG-R5	Climber, Crawl-Netix 36in (DTG, 36)	1
S-1615-R5	Store Panel	1



Bill of Materials (continued)

Item	Description	Quantity
S-1702-5R5	Slide, Double 60in	1
S-1705-3	Slide, Quarter Turn 36in	1
S-1807-R5	Roof, Square Pyramid (Shingled)	4
S-1812-R5	Driver Wheel (Post Mounted)	1
S-1937-R5	Crunch Handle	1
S-1962-R5	Playseat	1
HS-1100-2	Deck to Deck Hardware	2