

R5044D73A

TOP VIEW

ADA ACCESSIBILITY GUIDELINE - ADAAG CONFORMANCE

ELEVATED	ACCESSIBLE	RAMP ACCESSIBLE	GROUND	TYPES
16	16/8	0	9/5	4/3

R5

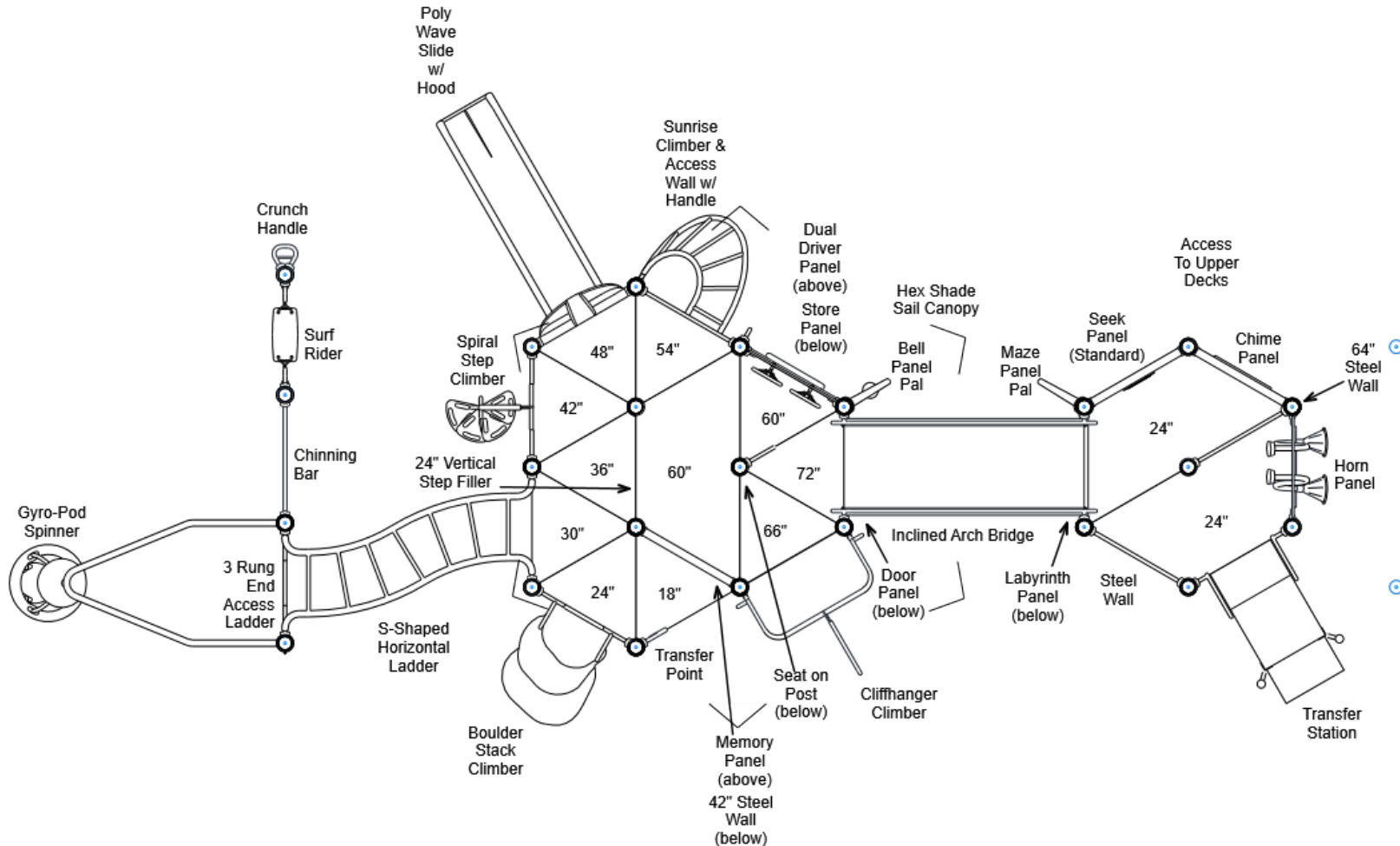
FOR KIDS

AGES
5-12

GENERAL NOTES:

This conceptual plan is based on information provided prior to construction. Detailed site information, including the following, should be obtained, evaluated, and utilized in the final project design. Exact site dimensions, topography, existing utilities, soil conditions and drainage solutions.

WARNING: Accessible safety surfacing material is required beneath and around this equipment that has a critical height value (Fall Height) appropriate for the highest accessible part of this equipment. Refer to the CPSC's Handbook For Public Playground Safety, Section 4: Surfacing.



STRUCTURE#: R5044D73A

PROJECT#: R5044D73A

DATE: 2/3/2020 | DRAWN BY:

MIN. USE ZONE: 71' x 32'

PLAYCRAFT REP:

Playcraft Direct, Inc.



R5044D73A

TOP VIEW

ADA ACCESSIBILITY GUIDELINE - ADAAG CONFORMANCE

ELEVATED	ACCESSIBLE	RAMP ACCESSIBLE	GROUND	TYPES
16	16/8	0	9/5	4/3

R5

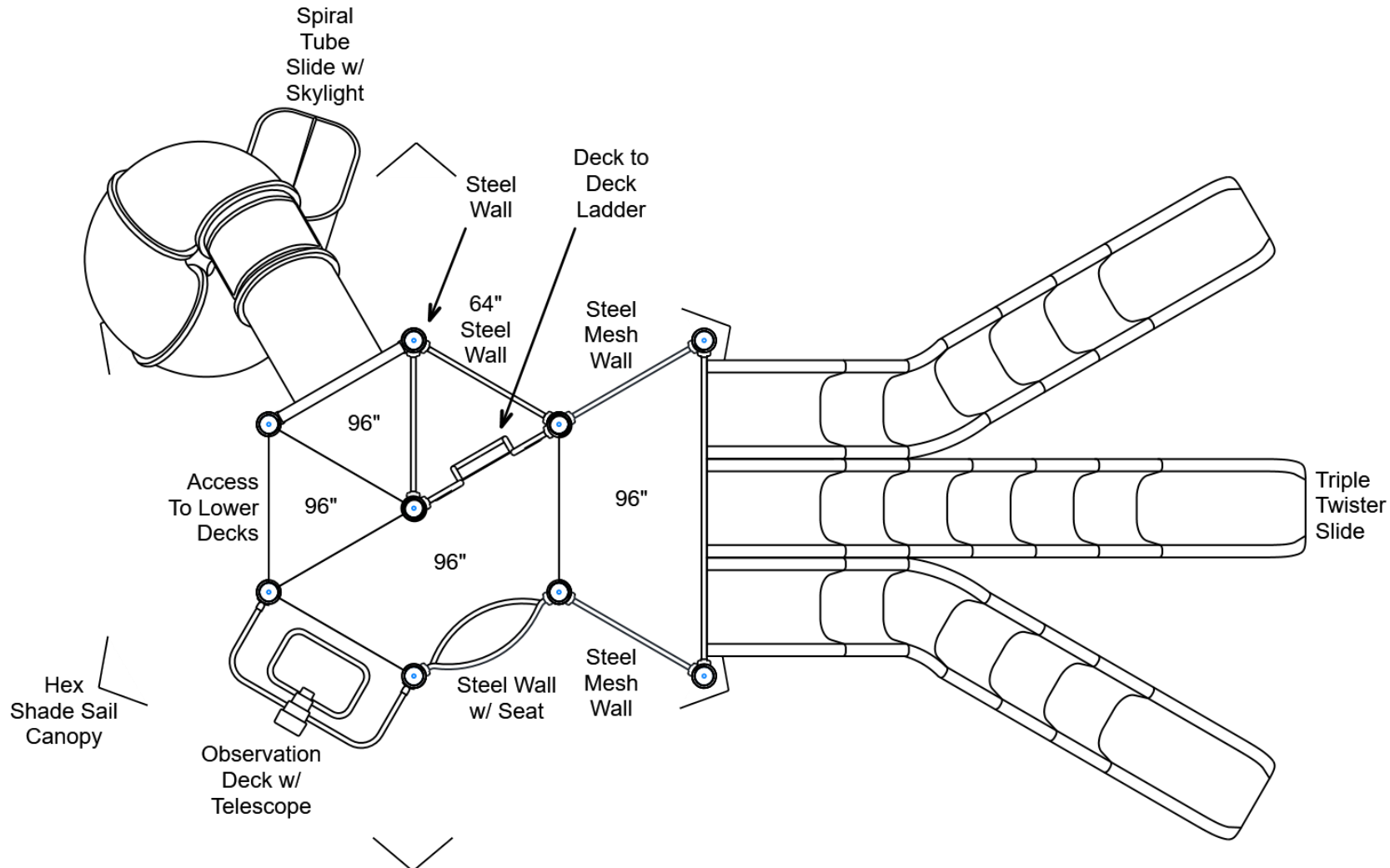
FOR KIDS

AGES
5-12

GENERAL NOTES:

This conceptual plan is based on information provided prior to construction. Detailed site information, including the following, should be obtained, evaluated, and utilized in the final project design. Exact site dimensions, topography, existing utilities, soil conditions and drainage solutions.

WARNING: Accessible safety surfacing material is required beneath and around this equipment that has a critical height value (Fall Height) appropriate for the highest accessible part of this equipment. Refer to the CPSC's Handbook For Public Playground Safety, Section 4: Surfacing.



STRUCTURE#: R5044D73A

PROJECT#: R5044D73A

DATE: 2/3/2020 | DRAWN BY:

MIN. USE ZONE: 71' x 32'

PLAYCRAFT REP:

Playcraft Direct, Inc.



R5044D73A SITE PLAN

ADA ACCESSIBILITY GUIDELINE - ADAAG CONFORMANCE

ELEVATED	ACCESSIBLE	RAMP ACCESSIBLE	GROUND	TYPES
16	16/8	0	9/5	4/3

R5

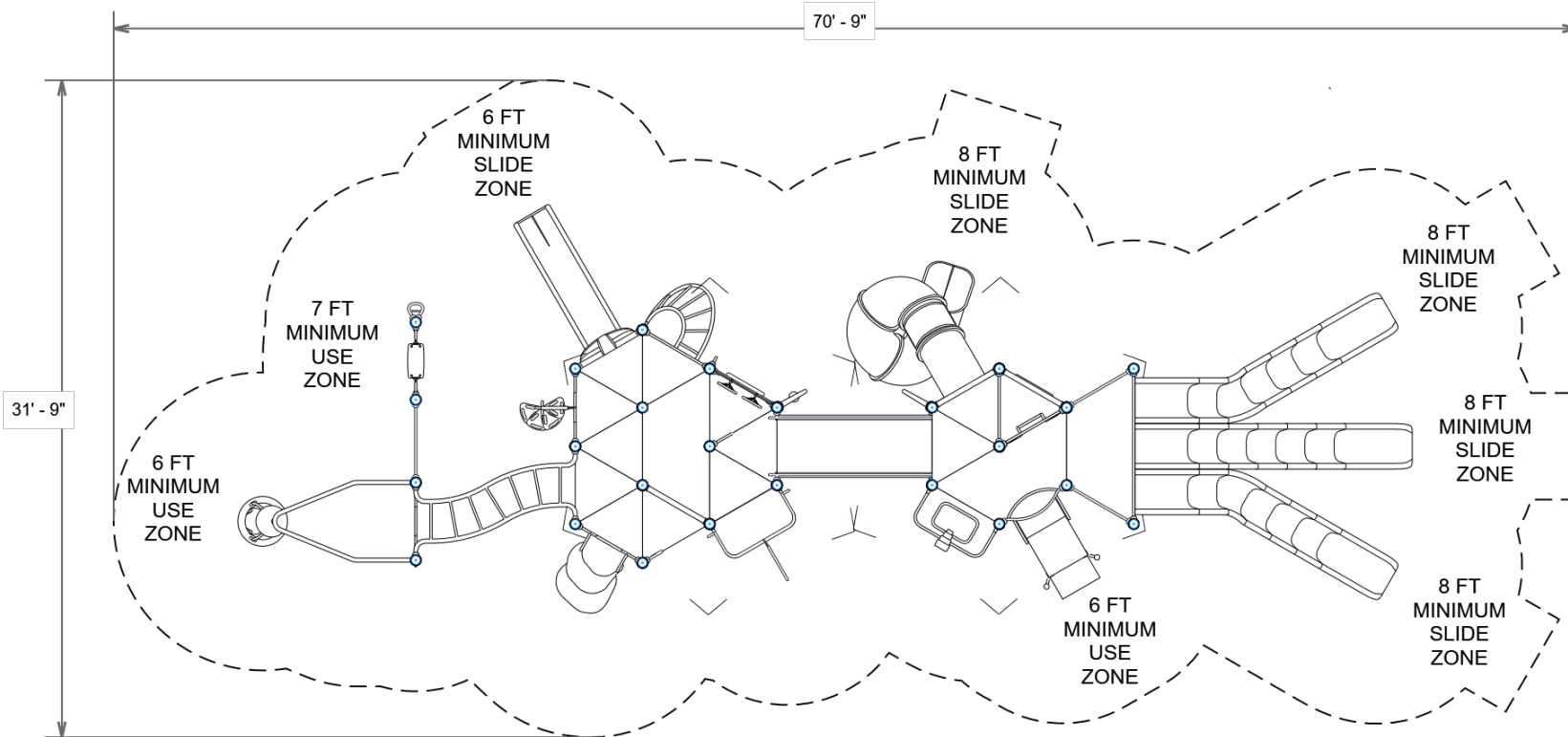
FOR KIDS
AGES
5-12

GENERAL NOTES:

This Preliminary Site Plan is based on measurements that were provided in the initial planning phase. All dimensions must be verified prior to the submission of a purchase order. Playcraft Systems will not be held responsible for any discrepancies between actual dimensions and dimensions submitted in the planning phase.

The Minimum Use Zone for a play structure is based on the product design at the time of proposal. Components and structure designs may be subject to change which may affect dimensions. Therefore, before preparing the site, we strongly recommend obtaining final drawings from the factory (available after the order is placed and included in the Assembly Manual).

WARNING: Accessible safety surfacing material is required beneath and around this equipment that has a critical height value (Fall Height) appropriate for the highest accessible part of this equipment. Refer to the CPSC's Handbook For Public Playground Safety, Section 4: Surfacing.



PROJECT#: R5044D73A

DATE: 2/3/2020 | DRAWN BY:

MIN. USE ZONE: 71' x 32'

PLAYCRAFT REP:

Playcraft Direct, Inc.



R5044D73A
SW VIEW

R5

FOR KIDS
AGES
5-12



STRUCTURE#: R5044D73A

PROJECT#: R5044D73A

DATE: 2/3/2020 | DRAWN BY:



R5044D73A
NE VIEW

R5

FOR KIDS
AGES
5-12



STRUCTURE#: R5044D73A

PROJECT#: R5044D73A

DATE: 2/3/2020 | DRAWN BY:





Bill of Materials

R5044D73A

Project# R5044D73A

2/3/2020

Item	Description	Quantity
R5044D73A		
HS-1004-R	Collars	125
GF-7002	Dome Cap, R5	13
S-1009-R5-09ft	Post, 09ft R5	2
S-1010-R5-10ft	Post, 10ft R5	1
S-1011-R5-11ft	Post, 11ft R5	5
S-1013-R5-13ft	Post, 13ft R5	2
S-1015-R5-15ft	Post, 15ft R5	3
S-1018-R5-18ft	Post, 18ft R5	6
S-1019-R5-19ft	Post, 19ft R5	6
S-1102-R5	Tri-Deck	12
S-1103-R5	Hex Deck, Half (5 Post)	4
S-1106-R5	Hex Deck, Half (4 Post)	1
S-1109-LRG-R5-OB-T	Observation Deck w/ Telescope	1
S-1110-R	Filler, 12in	1
S-1209-12-R5	Transfer Station, 24in-C	1
S-1211-R	Filler, Step - 24in, R5	1
S-1234-4R	Climber, Spiral Step 42-48in	1
S-1242-6R5	Deck to Deck Ladder (72in Rise)	1
S-12801-R-R5	Climber, Sunrise 54-60in (Right)	1
S-1289-6R5	Climber, Cliffhanger 66-72in	1
S-1290-D3-R5	Climber, Boulder Stack 18-24in	1
S-1301-42R5	Wall, Steel (42in)	1
S-1301-64R5	Wall, Steel (64in, Above Panel)	1
S-1301-64R5	Wall, Steel (64in, Behind Ladder)	1
S-1301-R5	Wall, Steel 36in (Standard)	2



Bill of Materials (continued)

Item	Description	Quantity
S-1302-R5	Steel Wall (Mesh)	2
S-1303-R5	Single Slide SitDown Hood	1
S-1309-ADA-L-R5	Half Walls ADA (Single, Left)	1
S-1309-R5	Half Walls (Single, Right)	1
S-1310-R5	Transition Wall	1
S-1312-R5	Steel Wall (w/ HDPE Seat)	1
S-1314-1948-B-R5L	Access Wall w/ Handle (Left)	1
S-1403-R5	End Access Ladder (3-Rung)	1
S-1405-L-R5	Traverse, Horizontal Ladder (S-Shaped, Left)	1
S-1514-90R5	Bridge, Inclined Arch (90in)	1
S-1604-R5	Chime Panel	1
S-1608-R5	Memory Panel	1
S-1615-R5	Store Panel	1
S-1618-R5	Seek Panel (Standard)	1
S-1625-2R5	Dual Driver Panel	1
S-1634-R5	Labyrinth Panel	1
S-1654-R5	Door Panel	1
S-1661-R5	Panel Pal, Bell	1
S-1663-R5	Panel Pal, Maze	1
S-1678-R5	Horn Panel	1
S-1704-4	Slide, Wave 48in (Single)	1
S-1707-8SKY-SPR5	Slide, Tube 96in (Spiral, Left, Skylight, MC)	1
S-1710-3-8R5-LS13R	Slide, Triple Twister 96in (L-S13-R)	1
S-18028-R514	Shade Sail, Hex 14ft	2
S-1930-R5	Chinning Bar	1
S-1937-R5	Crunch Handle	1
S-1948-R5	Surf Rider	1
S-1963-R5	Seat on Post	1
S-1974-R5	Gyro-Pod Spinner	1
HS-1100-2	Deck to Deck Hardware	7