

R5041A17A
TOP VIEW

ADA ACCESSIBILITY GUIDELINES - ADAAG CONFORMANCE

ELEVATED	ACCESSIBLE	RAMP ACCESSIBLE	GROUND	TYPES
9	9/5	0/0	3/3	4/3
CHILD CAPACITY	70	MAX FALL HEIGHT	48	

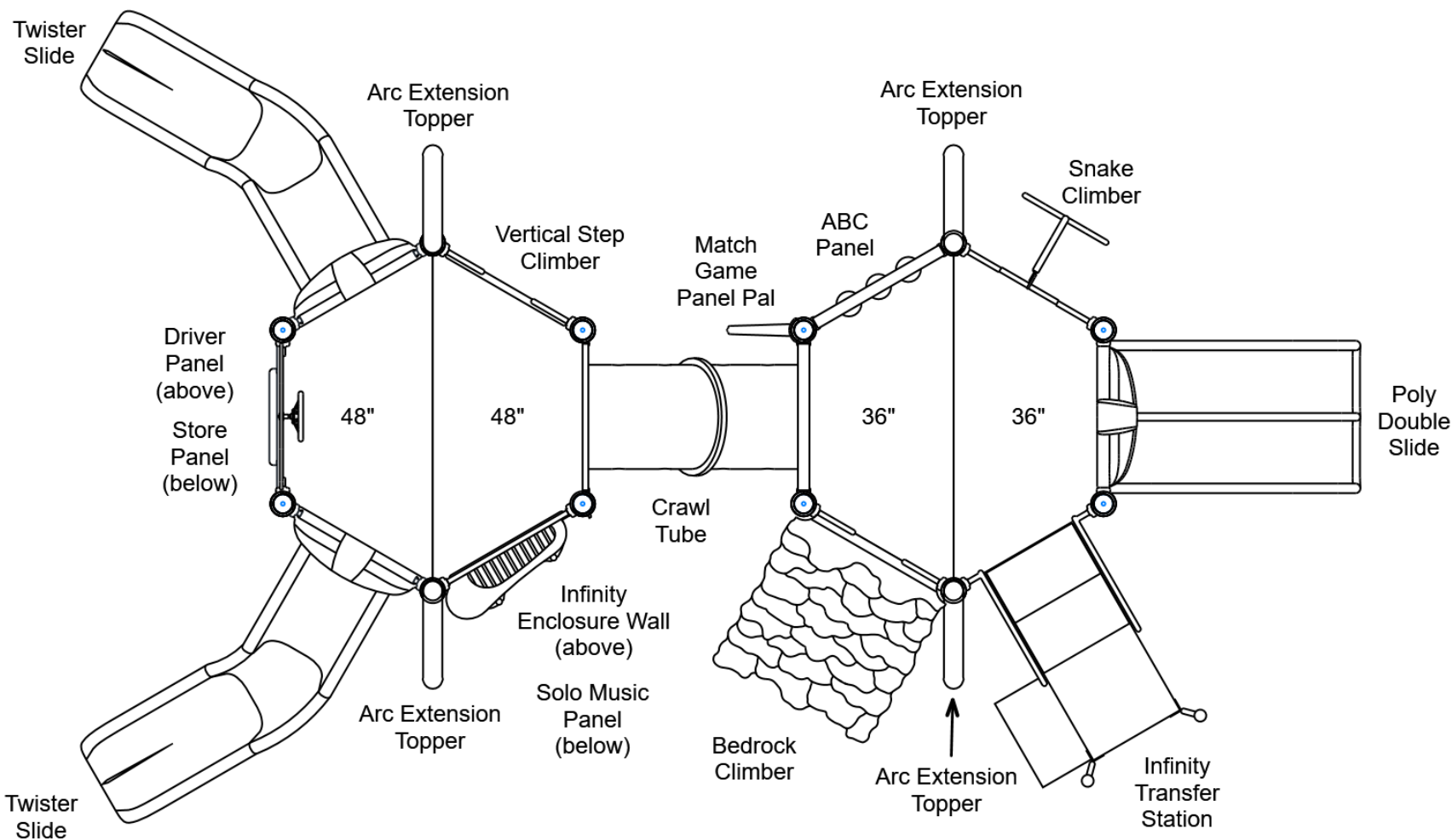
R5

FOR KIDS
AGES
2-5

GENERAL NOTES

This conceptual plan is based on information provided prior to construction. Detailed site information, including the following, should be obtained, evaluated, and utilized in the final project design. Exact site dimensions, topography, existing utilities, soil conditions and drainage solutions.

WARNING: Accessible safety surfacing material is required beneath and around this equipment that has a critical height value (Fall Height) appropriate for the highest accessible part of this equipment. Refer to the CPSC'S Handbook For Public Playground Safety, Section 4: Surfacing.



STRUCTURE # R5041A17A
PROJECT # R5041A17A
DATE 6/19/2023

Playcraft Direct, Inc.
MIN. USE ZONE 40' x 30' (12.129m x 8.999m)



R5041A17A
SITE PLAN

ADA ACCESSIBILITY GUIDELINES - ADAAG CONFORMANCE

ELEVATED	ACCESSIBLE	RAMP ACCESSIBLE	GROUND	TYPES
9	9/5	0/0	3/3	4/3

R5

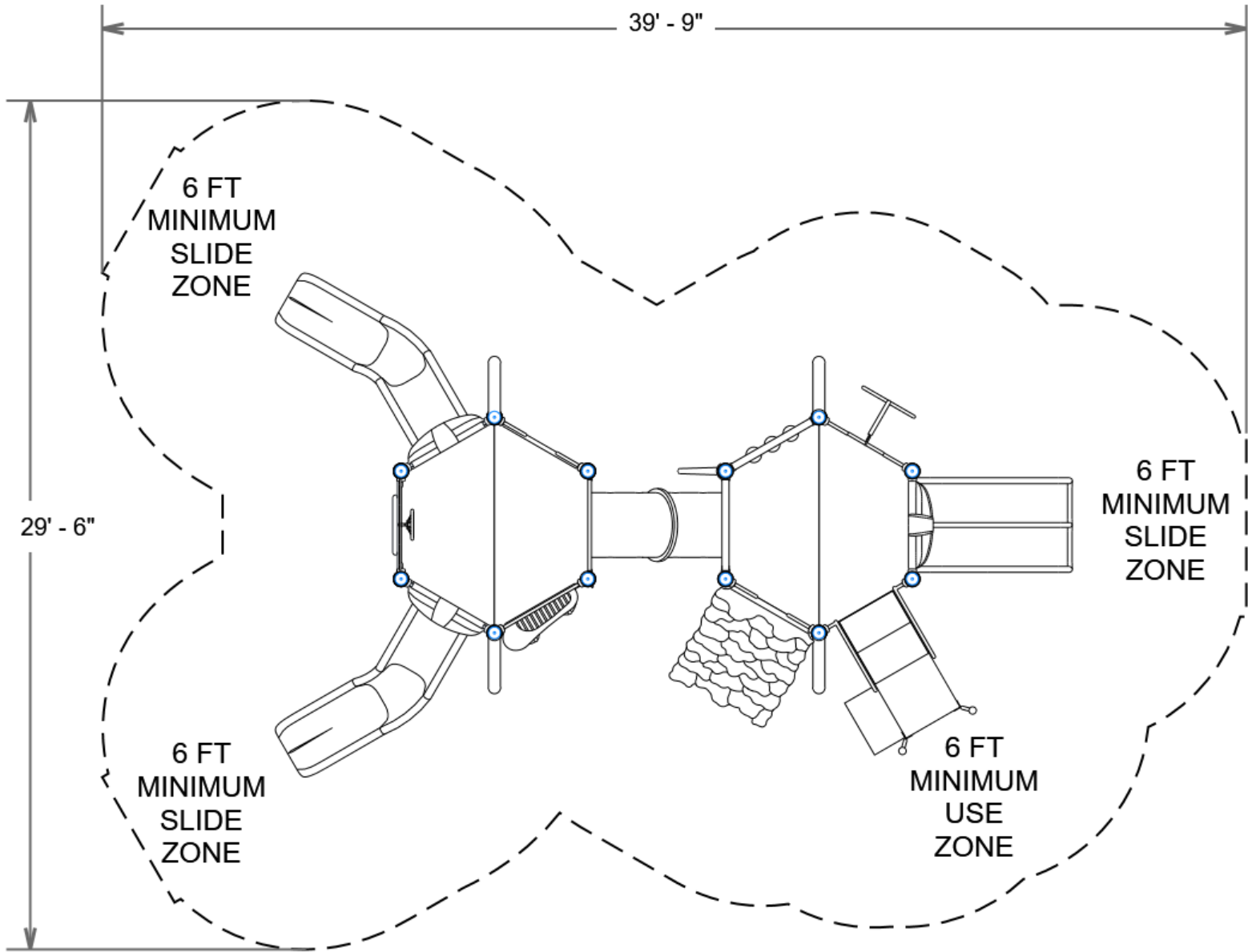
FOR KIDS
AGES
2-5

GENERAL NOTES

This Preliminary Site Plan is based on measurements that were provided in the initial planning phase. All dimensions must be verified prior to the submission of a purchase order. Playcraft Systems will not be held responsible for any discrepancies between actual dimensions and dimensions submitted in the planning phase.

The Minimum Use Zone for a play structure is based on the product design at the time of proposal. Components and structure designs may be subject to change which may affect dimensions. Therefore, before preparing the site, we strongly recommend obtaining final drawings from the factory (available after the order is placed and included in the Assembly Manual).

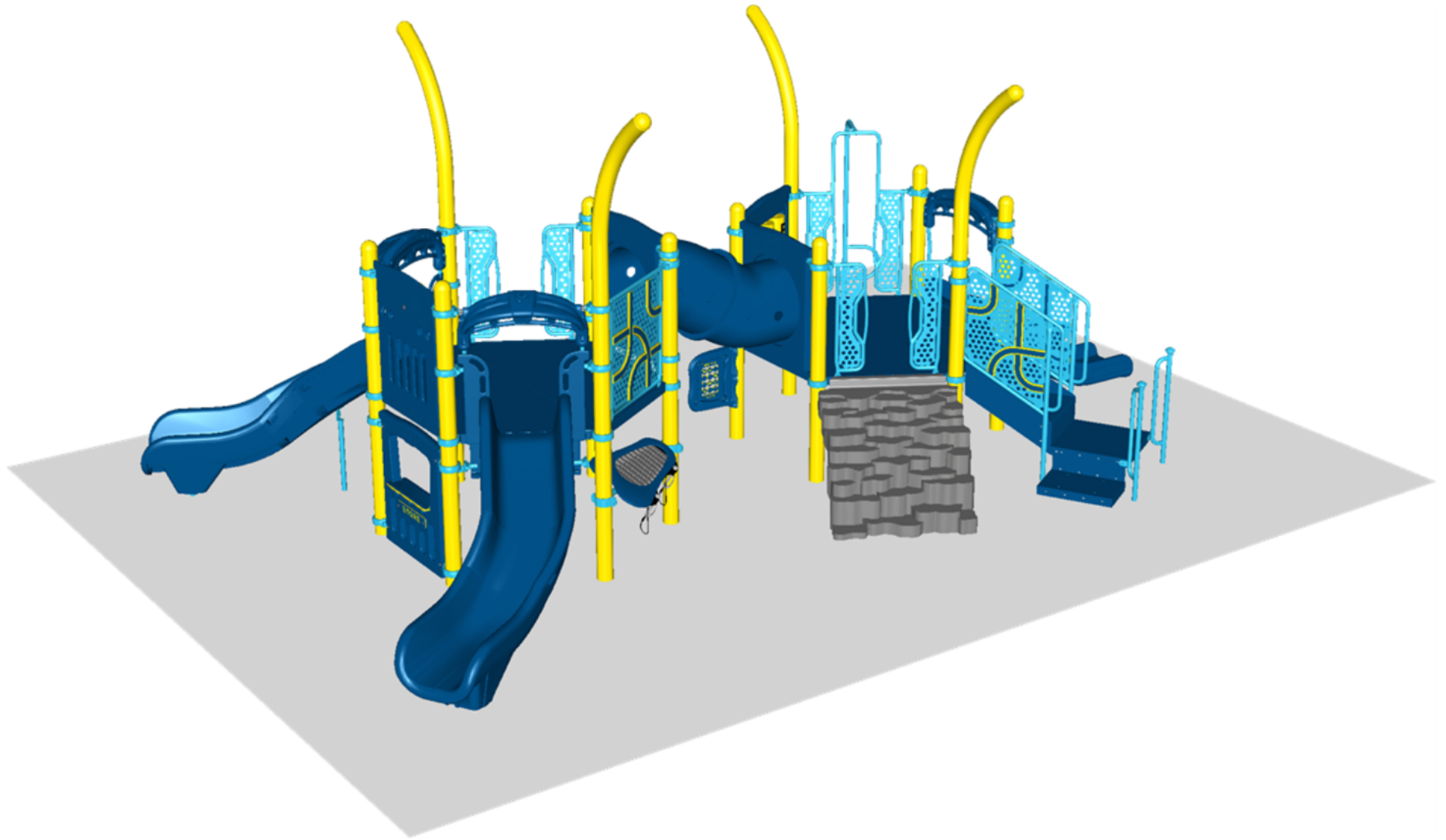
WARNING: Accessible safety surfacing material is required beneath and around this equipment that has a critical height value (Fall Height) appropriate for the highest accessible part of this equipment. Refer to the CPSC'S Handbook For Public Playground Safety, Section 4: Surfacing.



R5041A17A
SW VIEW

R5

FOR KIDS
AGES
2-5

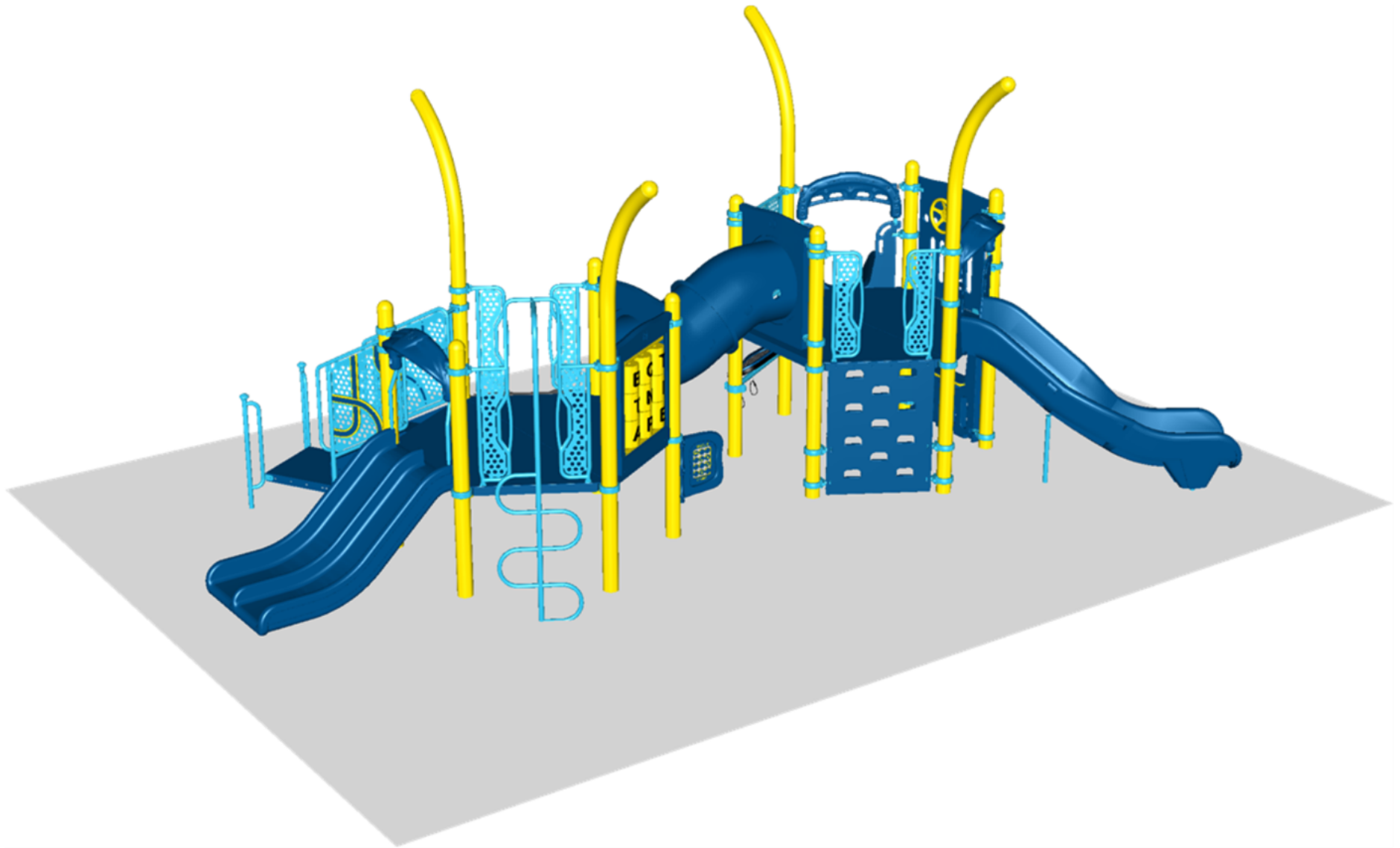


STRUCTURE # R5041A17A
PROJECT # R5041A17A
DATE 6/19/2023

R5041A17A
NE VIEW

R5

FOR KIDS
AGES
2-5



STRUCTURE # R5041A17A
PROJECT # R5041A17A
DATE 6/19/2023

R5041A17A
Project # R5041A17A

Date 6/19/2023

Item / Part Number	Description	Qty
[R5041A17A]		
HS-1004-R	Collars	44
GF-7002	Dome Cap, R5	8
S-1010-R5-10ft	Post, 10ft R5	6
S-1011-R5-11ft	Post, 11ft R5	6
S-1106-R5	Hex Deck, Half (4 Post)	4
S-1209-24IW	Infinity Transfer Station, 36in-L	1
S-1212-4R5	Climber, Vertical Step 42-48in	1
S-1222-3R	Climber, Snake 30-36in	1
S-1228-3	Climber, Bedrock 36in	1
S-1301-IW	Wall, Infinity (Standard)	1
S-1303-TW-R5	Twister Entry Panel w/ Hood	2
S-1306-R5	Double Slide SitDown Hood	1
S-1309-IW-R5	Infinity Half Walls (Pair)	2
S-1310-IW-R5	Infinity Transition Wall	1
S-1500-2I-R5	Crawl Tube, 12 Inclined (2-Section)	1
S-1615-R5	Store Panel	1
S-1619-R5	ABC Panel	1
S-1625-R5	Driver Panel	1
S-16521-ALR5G	Solo Panel	1
S-1668-R5	Panel Pal, Match Game	1
S-1702-3R5	Slide, Double 36in	1
S-1710-4-L	Slide, Twister 48in (L)	1
S-1710-4-R	Slide, Twister 48in (R)	1
S-1850-R5	Arc Extension Topper	4