

R503FD4BA

TOP VIEW

ADA ACCESSIBILITY GUIDELINE - ADAAG CONFORMANCE

ELEVATED	ACCESSIBLE	RAMP ACCESSIBLE	GROUND	TYPES
12	12/6	0	4/4	3/3

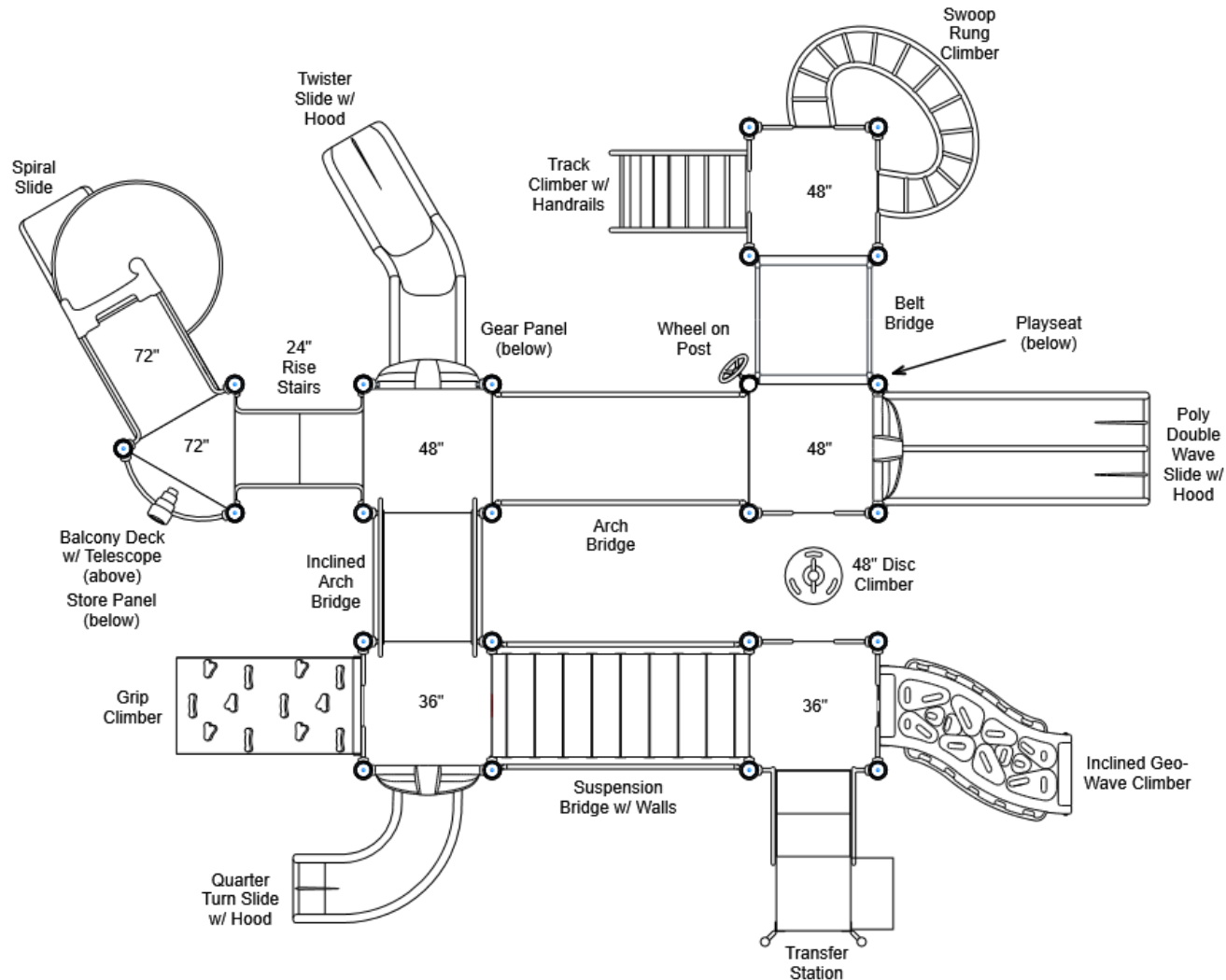
R5

FOR KIDS
AGES
2-5

GENERAL NOTES:

This conceptual plan is based on information provided prior to construction. Detailed site information, including the following, should be obtained, evaluated, and utilized in the final project design. Exact site dimensions, topography, existing utilities, soil conditions and drainage solutions.

WARNING: Accessible safety surfacing material is required beneath and around this equipment that has a critical height value (Fall Height) appropriate for the highest accessible part of this equipment. Refer to the CPSC's Handbook For Public Playground Safety, Section 4: Surfacing.



STRUCTURE#: R503FD4BA

PROJECT#: R503FD4BA

DATE: 12/4/2019 | DRAWN BY: Derick

MIN. USE ZONE: 45' x 39'

PLAYCRAFT REP:

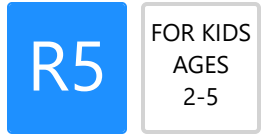
Playcraft Direct, Inc.



R503FD4BA SITE PLAN

ADA ACCESSIBILITY GUIDELINE - ADAAG CONFORMANCE

ELEVATED	ACCESSIBLE	RAMP ACCESSIBLE	GROUND	TYPES
12	12/6	0	4/4	3/3

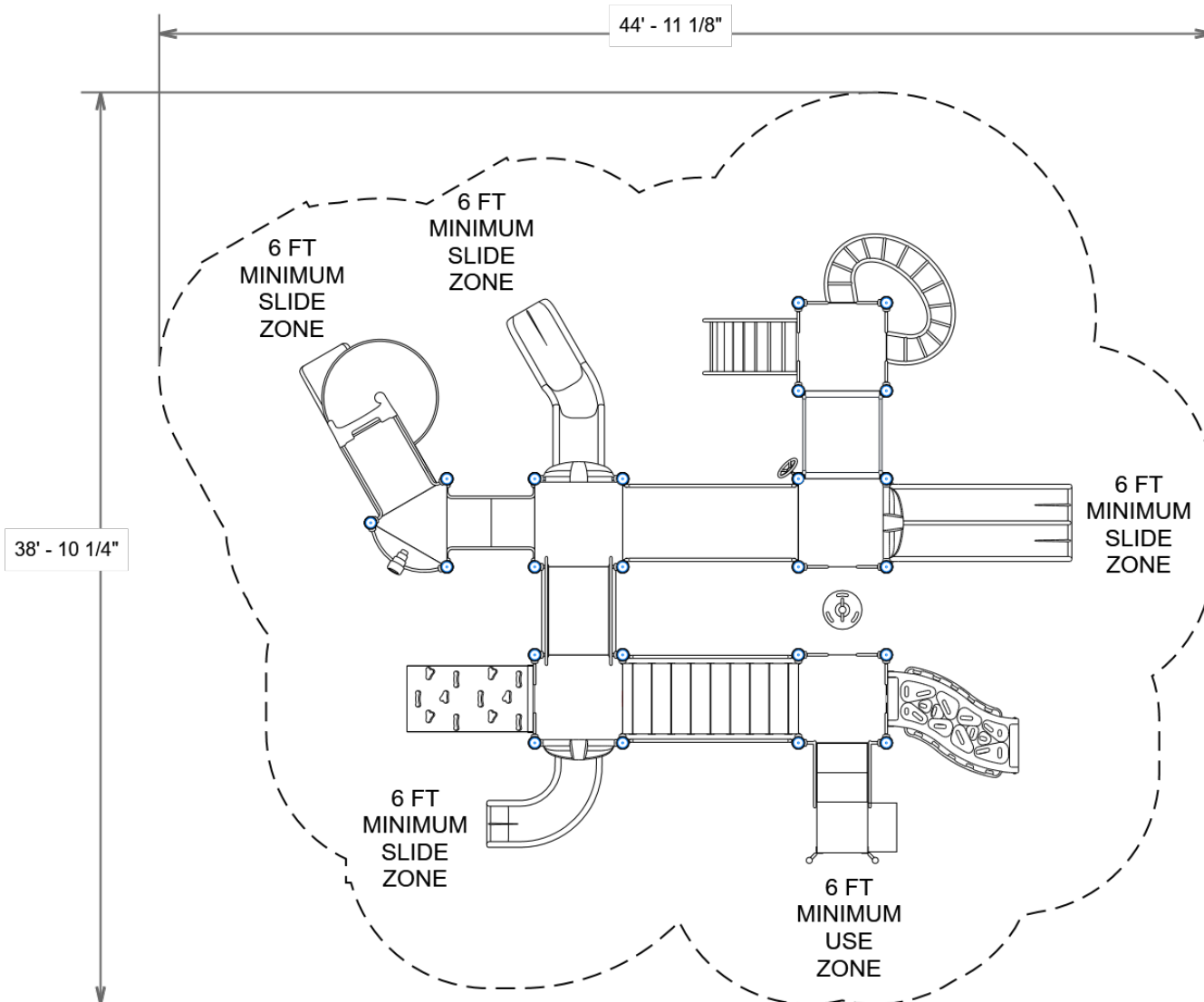


GENERAL NOTES:

This Preliminary Site Plan is based on measurements that were provided in the initial planning phase. All dimensions must be verified prior to the submission of a purchase order. Playcraft Systems will not be held responsible for any discrepancies between actual dimensions and dimensions submitted in the planning phase.

The Minimum Use Zone for a play structure is based on the product design at the time of proposal. Components and structure designs may be subject to change which may affect dimensions. Therefore, before preparing the site, we strongly recommend obtaining final drawings from the factory (available after the order is placed and included in the Assembly Manual).

WARNING: Accessible safety surfacing material is required beneath and around this equipment that has a critical height value (Fall Height) appropriate for the highest accessible part of this equipment. Refer to the CPSC'S Handbook For Public Playground Safety, Section 4: Surfacing.



PROJECT#: R503FD4BA

DATE: 12/4/2019 | DRAWN BY: Derick

MIN. USE ZONE: 45' x 39'

PLAYCRAFT REP:

Playcraft Direct, Inc.



R503FD4BA
SW VIEW

R5

FOR KIDS
AGES
2-5



STRUCTURE#: R503FD4BA

PROJECT#: R503FD4BA

DATE: 12/4/2019 | DRAWN BY: Derick



R503FD4BA
NE VIEW

R5

FOR KIDS
AGES
2-5



STRUCTURE#: R503FD4BA

PROJECT#: R503FD4BA

DATE: 12/4/2019 | DRAWN BY: Derick



Bill of Materials

R503FD4BA

Project# R503FD4BA

12/4/2019

Item	Description	Quantity
R503FD4BA		
HS-1004-R	Collars	68
GF-7002	Dome Cap, R5	23
S-1010-R5-10ft	Post, 10ft R5	8
S-1011-R5-11ft	Post, 11ft R5	10
S-1012-R5-12ft	Post, 12ft R5	2
S-1013-R5-13ft	Post, 13ft R5	3
S-1101-R5	Square Deck	5
S-1102-R5	Tri-Deck	1
S-1109-R5-T	Balcony Deck w/ Telescope	1
S-1206-24R45	ADA Stairs, 24in Rise w/ Walls	1
S-1209-24-R5	Transfer Station, 36in-R	1
S-1216-3	Climber, Grip 30-36in	1
S-1232-4-HR	Climber, Track 42-48in (w/ Hand Rails)	1
S-1233-4-HW	Climber, Disc 42-48in (w/ HW)	1
S-1249-DGH	Climber, Incl. Geo-Wave 30-36in (Horiz, DTG Right)	1
S-1280-4R5	Climber, Swoop Rung 42-48in	1
S-1303-R5	Single Slide SitDown Hood	1
S-1303-TW-R5	Twister Entry Panel w/ Hood	1
S-1306-R5	Double Slide SitDown Hood	1
S-1309-2-R5	Half Walls (Pair) R5	7
S-1502-90	Bridge, Arch (90in)	1
S-1504-R5	Bridge, Belt (45in)	1
S-1506-W-90R5	Bridge, Suspension w/ Walls	1
S-1514-45R5	Bridge, Inclined Arch (45in)	1
S-1615-R5	Store Panel	1



Bill of Materials (continued)

Item	Description	Quantity
S-1644-R5G	Gear Panel	1
S-1702-4R5	Slide, Wave 48in (Double)	1
S-1705-3	Slide, Quarter Turn 36in	1
S-1706-R5	Slide, Spiral 72in	1
S-1710-4-L	Slide, Twister 48in (L)	1
S-1812-R5	Driver Wheel (Post Mounted)	1
S-1962-R5	Playseat	1
HS-1007-R5	Extra Hardware	2