

R503A384B TOP VIEW

ADA ACCESSIBILITY GUIDELINE - ADAAG CONFORMANCE

ELEVATED	ACCESSIBLE	RAMP ACCESSIBLE	GROUND	TYPES
9	9/5	0	3/3	3/3

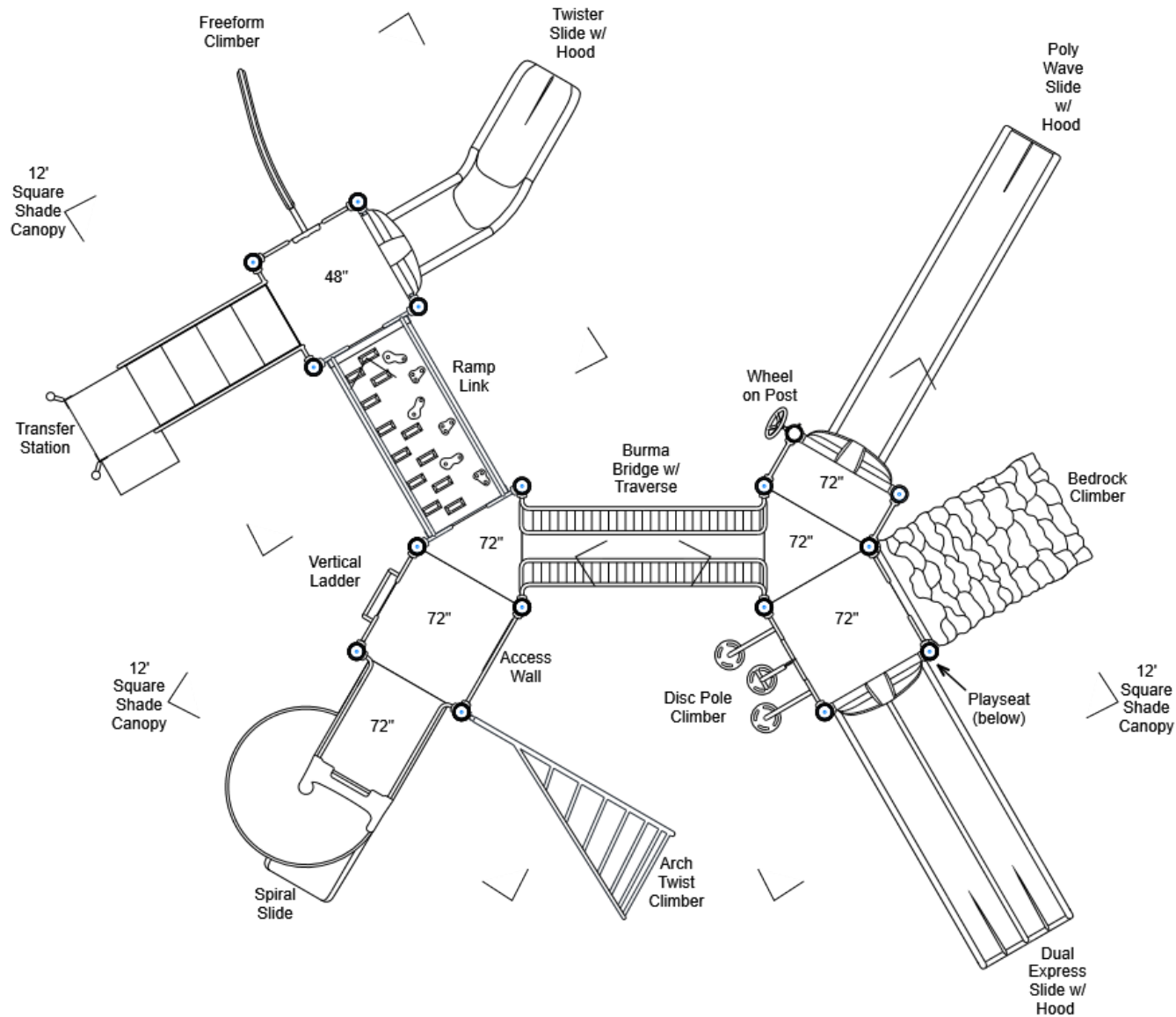
R5

FOR KIDS
AGES
5-12

GENERAL NOTES:

This conceptual plan is based on information provided prior to construction. Detailed site information, including the following, should be obtained, evaluated, and utilized in the final project design. Exact site dimensions, topography, existing utilities, soil conditions and drainage solutions.

WARNING: Accessible safety surfacing material is required beneath and around this equipment that has a critical height value (Fall Height) appropriate for the highest accessible part of this equipment. Refer to the CPSC'S Handbook For Public Playground Safety, Section 4: Surfacing.



STRUCTURE#: R503A384B

PROJECT#: R503A384B

DATE: 5/7/2020 | DRAWN BY:

MIN. USE ZONE: 45' x 41'

PLAYCRAFT REP:

Playcraft Direct, Inc.



R503A384B SITE PLAN

ADA ACCESSIBILITY GUIDELINE - ADAAG CONFORMANCE

ELEVATED	ACCESSIBLE	RAMP ACCESSIBLE	GROUND	TYPES
9	9/5	0	3/3	3/3

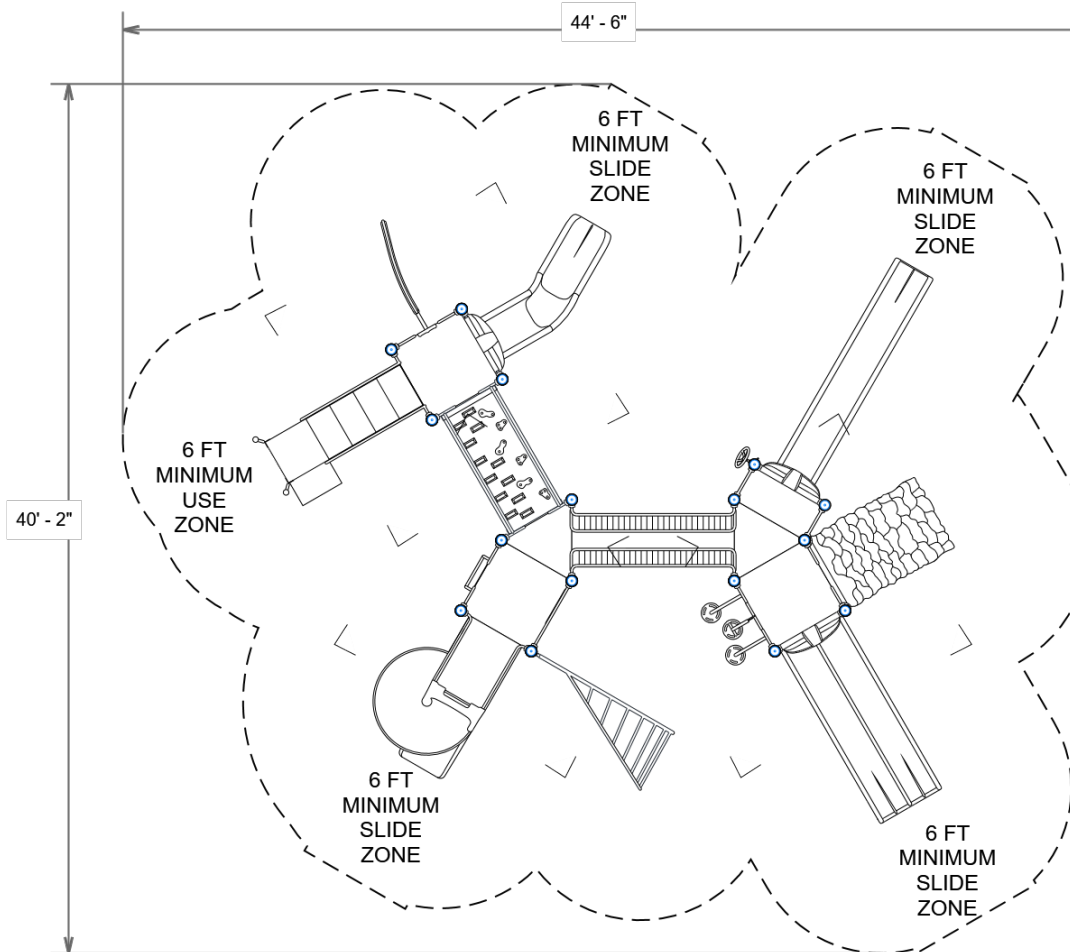


GENERAL NOTES:

This Preliminary Site Plan is based on measurements that were provided in the initial planning phase. All dimensions must be verified prior to the submission of a purchase order. Playcraft Systems will not be held responsible for any discrepancies between actual dimensions and dimensions submitted in the planning phase.

The Minimum Use Zone for a play structure is based on the product design at the time of proposal. Components and structure designs may be subject to change which may affect dimensions. Therefore, before preparing the site, we strongly recommend obtaining final drawings from the factory (available after the order is placed and included in the Assembly Manual).

WARNING: Accessible safety surfacing material is required beneath and around this equipment that has a critical height value (Fall Height) appropriate for the highest accessible part of this equipment. Refer to the CPSC's Handbook For Public Playground Safety, Section 4: Surfacing.



PROJECT#: R503A384B

DATE: 5/7/2020 | DRAWN BY:

MIN. USE ZONE: 45' x 41'

PLAYCRAFT REP:

Playcraft Direct, Inc.



R503A384B
SW VIEW

R5

FOR KIDS
AGES
5-12



STRUCTURE#: R503A384B

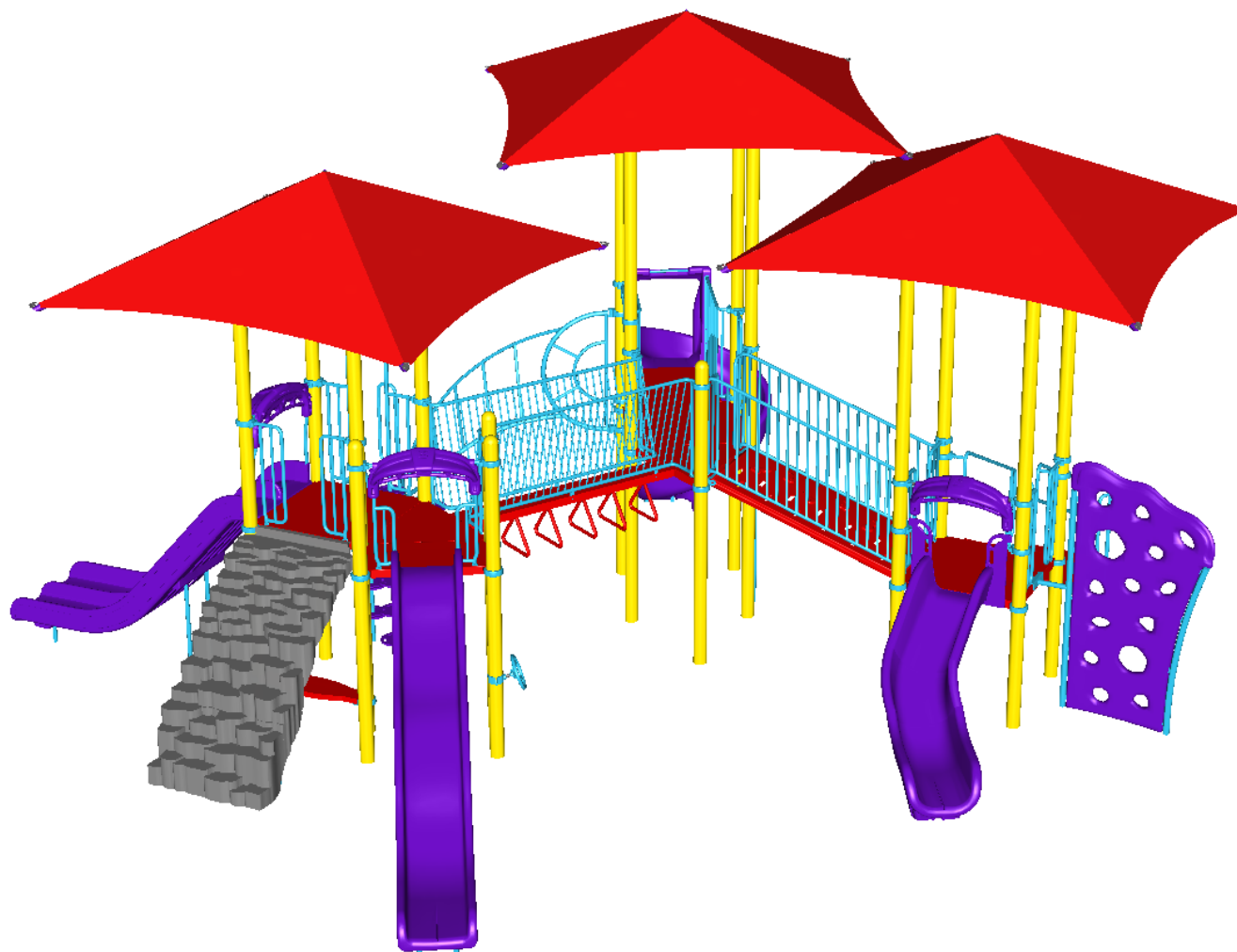
PROJECT#: R503A384B

DATE: 5/7/2020 | DRAWN BY:

R503A384B
NE VIEW

R5

FOR KIDS
AGES
5-12



STRUCTURE#: R503A384B

PROJECT#: R503A384B

DATE: 5/7/2020 | DRAWN BY:



Bill of Materials

R503A384B

Project# R503A384B

5/7/2020

Item	Description	Quantity
R503A384B		
HS-1004-R	Collars	43
GF-7002	Dome Cap, R5	4
S-1013-R5-13ft	Post, 13ft R5	4
S-1017-R5-17ft	Post, 17ft R5	4
S-1018-R5-18ft	Post, 18ft R5	4
S-1020-R5-20ft	Post, 20ft R5	4
S-11011-13011-R5	Half Square Deck w Walls R5	1
S-1101-R5	Square Deck	3
S-1102-R5	Tri-Deck	2
S-1209-36-R5	Transfer Station, 48in-R	1
S-1210-72	Climber, Vertical Ladder 66-72in	1
S-1228-6	Climber, Bedrock 72in	1
S-1238-4	Climber, Freeform 42-48in	1
S-1243-6	Climber, Disc Pole 66-72in	1
S-1281-L-6R5	Climber, Arch Twist 72in (Left)	1
S-1303-R5	Single Slide SitDown Hood	1
S-1303-TW-R5	Twister Entry Panel w/ Hood	1
S-1306-R5	Double Slide SitDown Hood	1
S-1309-2-R5	Half Walls (Pair) R5	3
S-1310-R5	Transition Wall	1
S-1314-R5L	Access Wall (Left)	1
S-1509-90TR5	Bridge, Burma w/ Traverse (90in)	1
S-1525-R5	Link, Ramp (Inclined 24in)	1
S-1702-6R5	Slide, Double 66 - 72in (Dual Express)	1
S-1704-6	Slide, Wave 72in (Single)	1



Bill of Materials (continued)

Item	Description	Quantity
S-1706-R5	Slide, Spiral 72in	1
S-1710-4-L	Slide, Twister 48in (L)	1
S-18021-12R5	Shade Canopy, 12ft Square	3
S-1812-R5	Driver Wheel (Post Mounted)	1
S-1962-R5	Playseat	1
HS-1100-2	Deck to Deck Hardware	4