

R5033CEDA
TOP VIEW

ADA ACCESSIBILITY GUIDELINE - ADAAG CONFORMANCE

ELEVATED	ACCESSIBLE	RAMP ACCESSIBLE	GROUND	TYPES
11	6/6	0	8/4	4/3

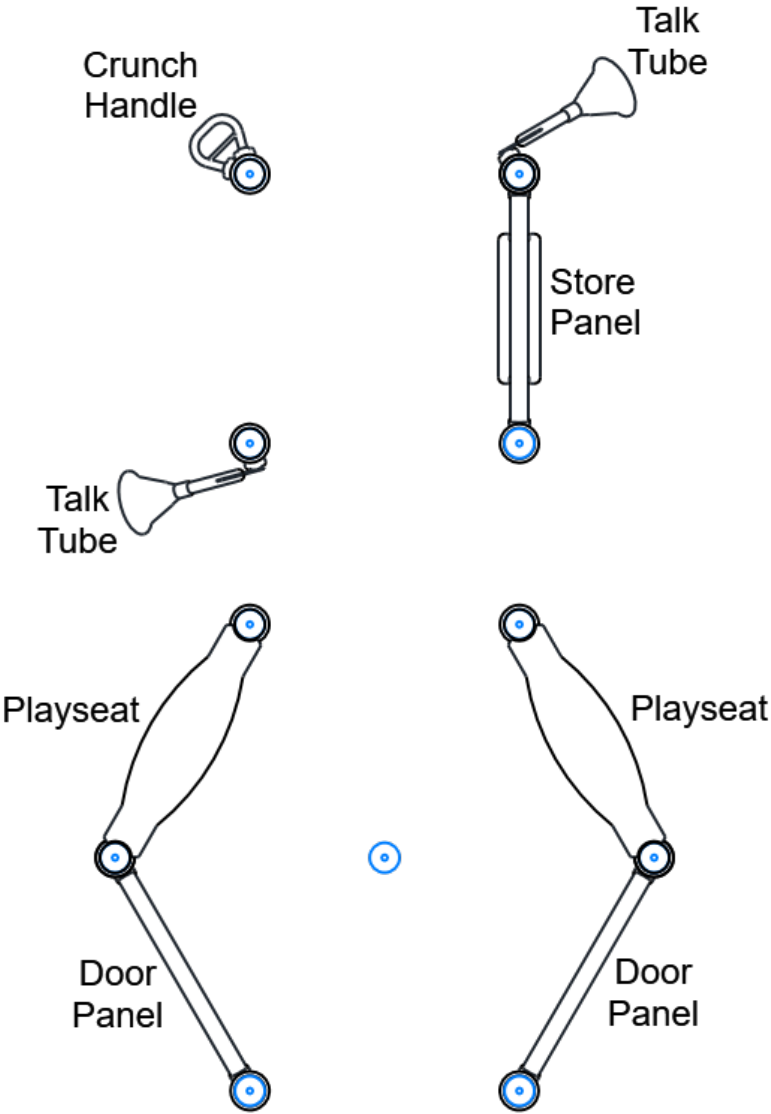
R5

FOR KIDS
AGES
5-12

GENERAL NOTES:

This conceptual plan is based on information provided prior to construction. Detailed site information, including the following, should be obtained, evaluated, and utilized in the final project design. Exact site dimensions, topography, existing utilities, soil conditions and drainage solutions.

WARNING: Accessible safety surfacing material is required beneath and around this equipment that has a critical height value (Fall Height) appropriate for the highest accessible part of this equipment. Refer to the CPSC'S Handbook For Public Playground Safety, Section 4: Surfacing.



STRUCTURE#: R5033CEDA
PROJECT#: R5033CEDA
DATE: 2/12/2020 | DRAWN BY:

MIN. USE ZONE: 34' x 34'

PLAYCRAFT REP:
Playcraft Direct, Inc.



R5033CEDA TOP VIEW

ADA ACCESSIBILITY GUIDELINE - ADAAG CONFORMANCE

ELEVATED	ACCESSIBLE	RAMP ACCESSIBLE	GROUND	TYPES
11	6/6	0	8/4	4/3

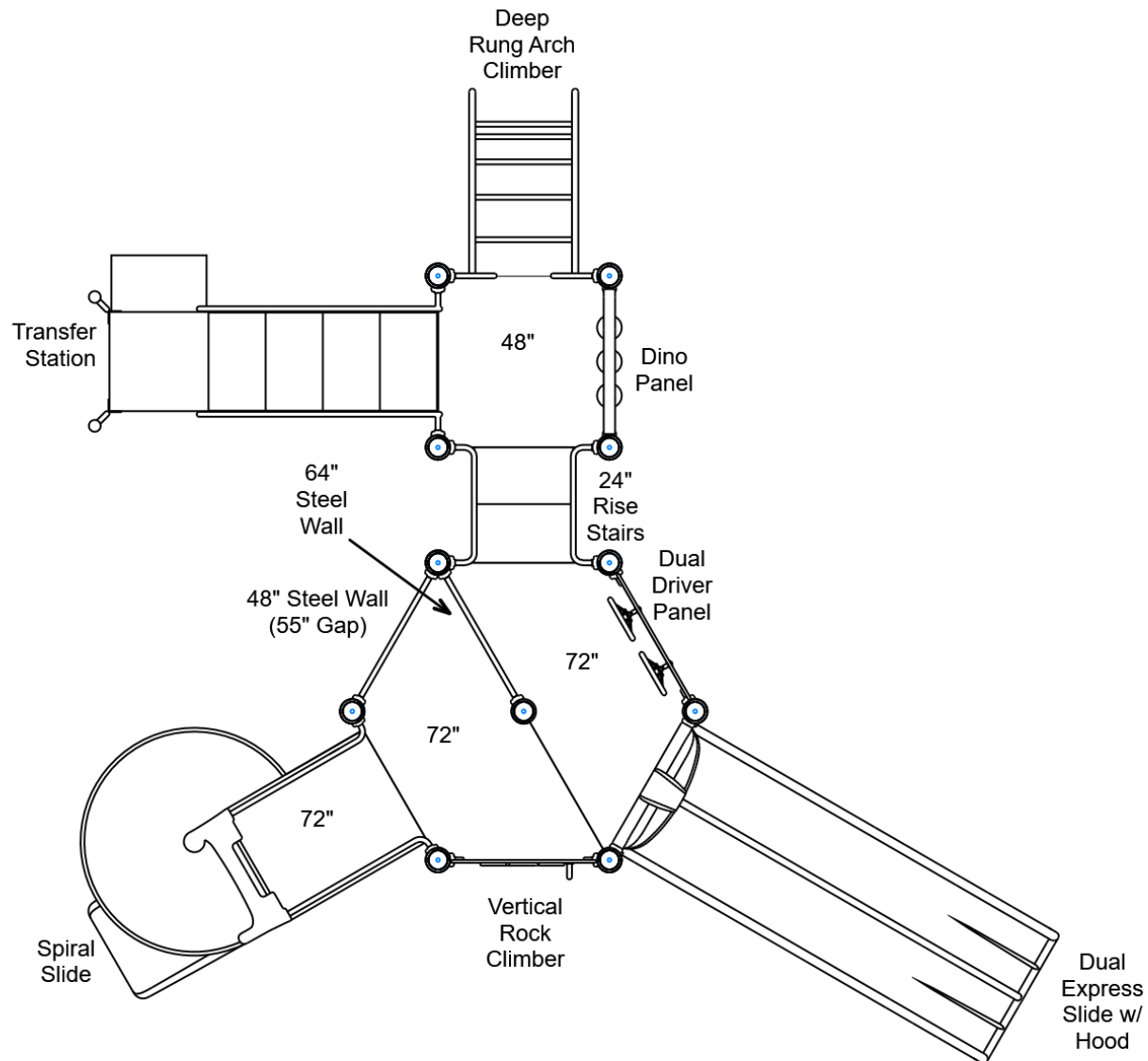
R5

FOR KIDS
AGES
5-12

GENERAL NOTES:

This conceptual plan is based on information provided prior to construction. Detailed site information, including the following, should be obtained, evaluated, and utilized in the final project design. Exact site dimensions, topography, existing utilities, soil conditions and drainage solutions.

WARNING: Accessible safety surfacing material is required beneath and around this equipment that has a critical height value (Fall Height) appropriate for the highest accessible part of this equipment. Refer to the CPSC'S Handbook For Public Playground Safety, Section 4: Surfacing.



STRUCTURE#: R5033CEDA

PROJECT#: R5033CEDA

DATE: 2/12/2020 | DRAWN BY:

MIN. USE ZONE: 34' x 34'

PLAYCRAFT REP:

Playcraft Direct, Inc.



R5033CEDA TOP VIEW

ADA ACCESSIBILITY GUIDELINE - ADAAG CONFORMANCE

ELEVATED	ACCESSIBLE	RAMP ACCESSIBLE	GROUND	TYPES
11	6/6	0	8/4	4/3

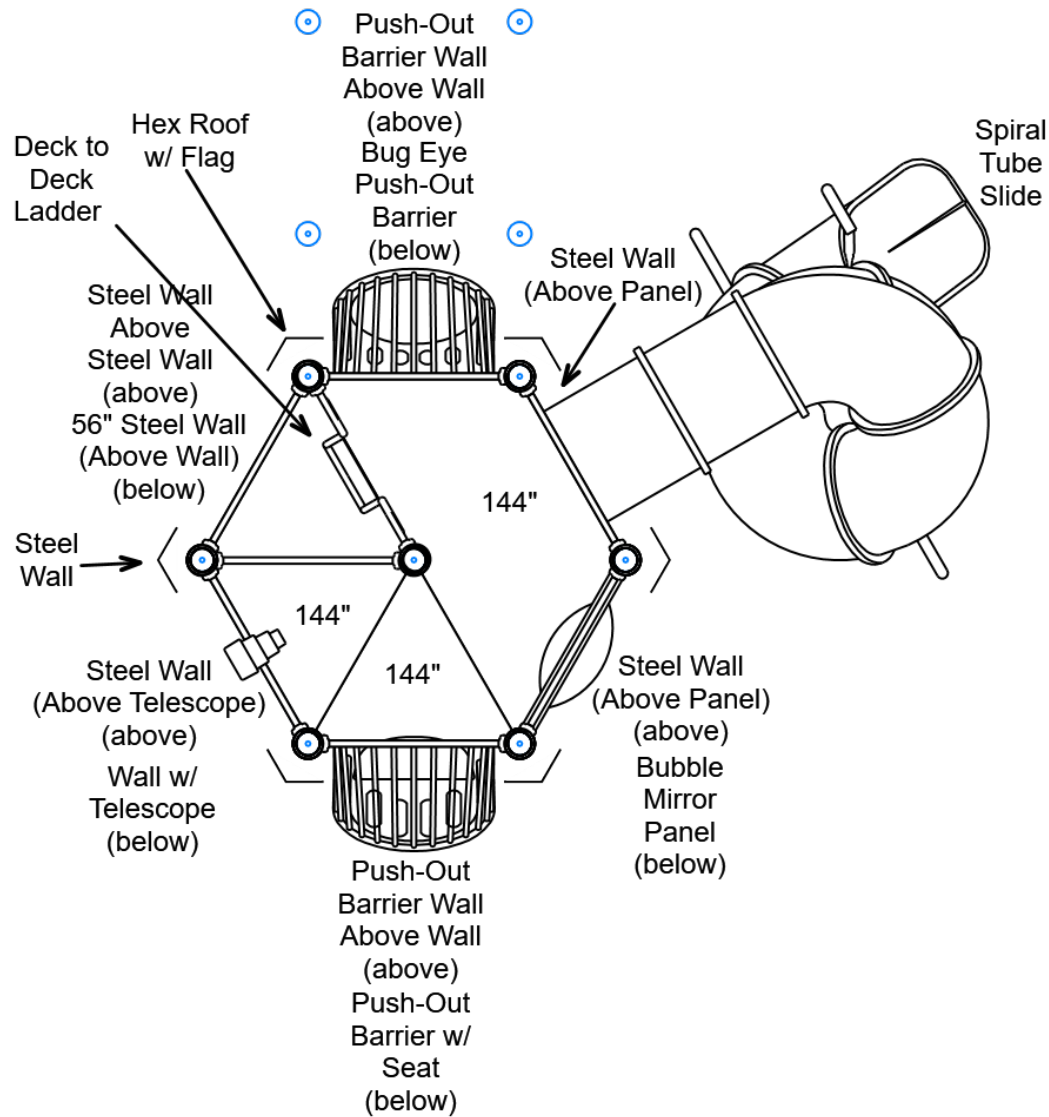
R5

FOR KIDS
AGES
5-12

GENERAL NOTES:

This conceptual plan is based on information provided prior to construction. Detailed site information, including the following, should be obtained, evaluated, and utilized in the final project design. Exact site dimensions, topography, existing utilities, soil conditions and drainage solutions.

WARNING: Accessible safety surfacing material is required beneath and around this equipment that has a critical height value (Fall Height) appropriate for the highest accessible part of this equipment. Refer to the CPSC's Handbook For Public Playground Safety, Section 4: Surfacing.



STRUCTURE#: R5033CEDA

PROJECT#: R5033CEDA

DATE: 2/12/2020 | DRAWN BY:

MIN. USE ZONE: 34' x 34'

PLAYCRAFT REP:

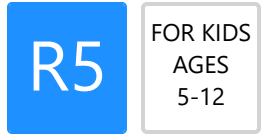
Playcraft Direct, Inc.



R5033CEDA SITE PLAN

ADA ACCESSIBILITY GUIDELINE - ADAAG CONFORMANCE

ELEVATED	ACCESSIBLE	RAMP ACCESSIBLE	GROUND	TYPES
11	6/6	0	8/4	4/3

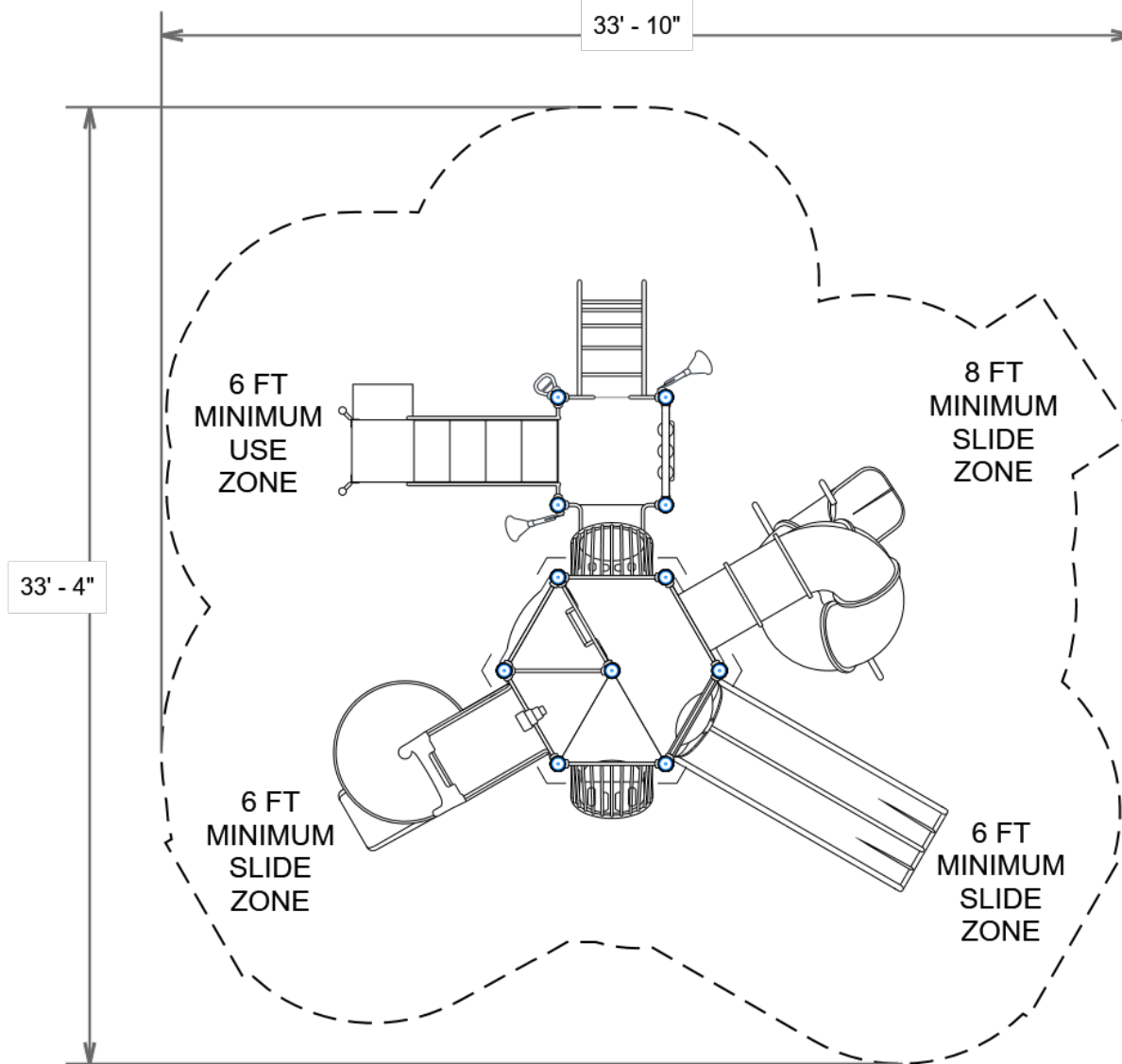


GENERAL NOTES:

This Preliminary Site Plan is based on measurements that were provided in the initial planning phase. All dimensions must be verified prior to the submission of a purchase order. Playcraft Systems will not be held responsible for any discrepancies between actual dimensions and dimensions submitted in the planning phase.

The Minimum Use Zone for a play structure is based on the product design at the time of proposal. Components and structure designs may be subject to change which may affect dimensions. Therefore, before preparing the site, we strongly recommend obtaining final drawings from the factory (available after the order is placed and included in the Assembly Manual).

WARNING: Accessible safety surfacing material is required beneath and around this equipment that has a critical height value (Fall Height) appropriate for the highest accessible part of this equipment. Refer to the CPSC'S Handbook For Public Playground Safety, Section 4: Surfacing.



PROJECT#: R5033CEDA

DATE: 2/12/2020 | DRAWN BY:

MIN. USE ZONE: 34' x 34'

PLAYCRAFT REP:

Playcraft Direct, Inc.



R5033CEDA
SW VIEW

R5

FOR KIDS
AGES
5-12



STRUCTURE#: R5033CEDA

PROJECT#: R5033CEDA

DATE: 2/12/2020 | DRAWN BY:

R5033CEDA
NE VIEW

R5

FOR KIDS
AGES
5-12



STRUCTURE#: R5033CEDA

PROJECT#: R5033CEDA

DATE: 2/12/2020 | DRAWN BY:



Bill of Materials

R5033CEDA

Project# R5033CEDA

2/12/2020

Item	Description	Quantity
R5033CEDA		
HS-1004-R	Collars	94
GF-7002	Dome Cap, R5	5
S-1011-R5-11ft	Post, 11ft R5	2
S-1012-R5-12ft	Post, 12ft R5	2
S-1019-R5-19ft	Post, 19ft R5	1
S-1022-R5-22ft	Post, 22ft R5	6
S-1101-R5	Square Deck	1
S-1102-R5	Tri-Deck	2
S-1103-R5	Hex Deck, Half (5 Post)	3
S-1206-24R5	ADA Stairs, 24in Rise w/ Walls (Short)	1
S-1209-36-R5	Transfer Station, 48in-L	1
S-1219-4	Climber, Deep Rung Arch 42-48in	1
S-1237-6R5	Climber, Vertical Rock 66-72in	1
S-1242-6R5	Deck to Deck Ladder (72in Rise)	1
S-1301-1830-S-R5	Wall w/ Telescope	1
S-1301-3475R5	Steel Wall (AboveWall, Single Bar)	1
S-1301-36875R5	Steel Wall (Above Panel)	2
S-1301-55R5	Wall, Steel 48in (55in gap)	1
S-1301-56R5	Steel Wall (Above Wall) 56in	1
S-1301-64R5	Wall, Steel (64in, Behind Ladder)	1
S-1301-R5	Wall, Steel 36in (Standard)	1
S-1301-RSP1675	Push-Out Barrier Wall Above Wall (Single Bar)	2
S-1306-R5	Double Slide SitDown Hood	1
S-1309-2-R5	Half Walls (Pair) R5	1
S-1325-R5	Steel Wall (Above Telescope, Single Bar)	1



Bill of Materials (continued)

Item	Description	Quantity
S-1362-13112-R5	Push-Out Barrier (w/ Seat)	1
S-1362-16132-R5	Push-Out Barrier (Bug Eye)	1
S-1603-R5	Bubble Mirror Panel	1
S-1606-R5	Dino Panel	1
S-1615-R5	Store Panel	1
S-1625-2R5	Dual Driver Panel	1
S-1654-R5	Door Panel	2
S-1702-6R5	Slide, Double 66 - 72in (Dual Express)	1
S-1706-R5	Slide, Spiral 72in	1
S-1707-12SPR5	Slide, Tube 144in (Spiral, Right)	1
S-1803-1821-R5	Roof, Hex w/ Flag	1
S-1910-R5	Talk Tube (Post Mounted, Left)	2
S-1937-R5	Crunch Handle	1
S-1962-R5	Playseat	2
HS-1100-2	Deck to Deck Hardware	5