

# R502C76FA

## TOP VIEW

ADA ACCESSIBILITY GUIDELINE - ADAAG CONFORMANCE

ELEVATED	ACCESSIBLE	RAMP ACCESSIBLE	GROUND	TYPES
6	6/3	0	2/2	2/2

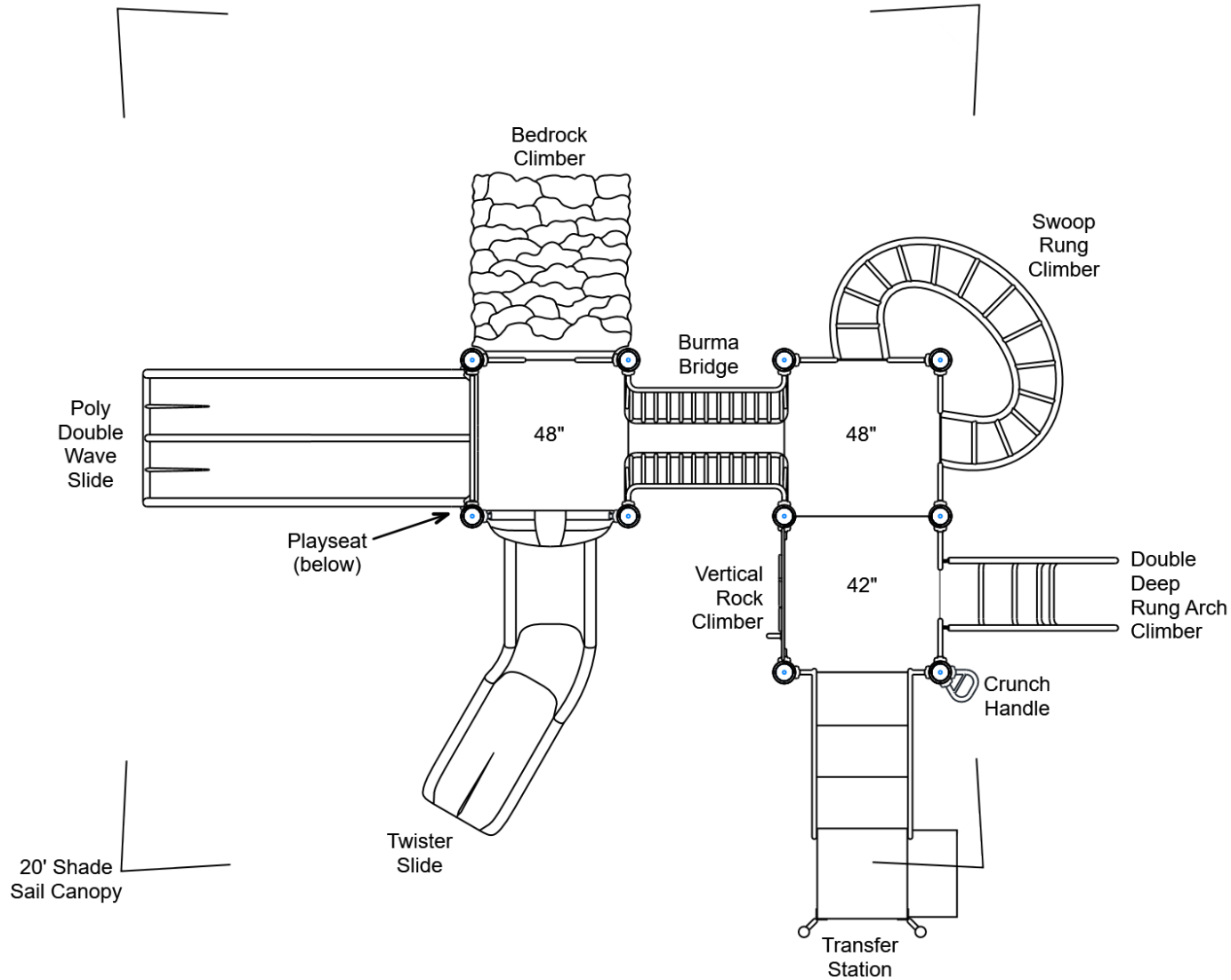
R5

FOR KIDS  
AGES  
2-5

### GENERAL NOTES:

This conceptual plan is based on information provided prior to construction. Detailed site information, including the following, should be obtained, evaluated, and utilized in the final project design. Exact site dimensions, topography, existing utilities, soil conditions and drainage solutions.

WARNING: Accessible safety surfacing material is required beneath and around this equipment that has a critical height value (Fall Height) appropriate for the highest accessible part of this equipment. Refer to the CPSC'S Handbook For Public Playground Safety, Section 4: Surfacing.



STRUCTURE#: R502C76FA

PROJECT#: R502C76FA

DATE: 2/12/2020 | DRAWN BY:

MIN. USE ZONE: 36' x 31'

PLAYCRAFT REP:

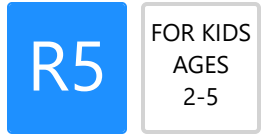
Playcraft Direct, Inc.



# R502C76FA SITE PLAN

ADA ACCESSIBILITY GUIDELINE - ADAAG CONFORMANCE

ELEVATED	ACCESSIBLE	RAMP ACCESSIBLE	GROUND	TYPES
6	6/3	0	2/2	2/2

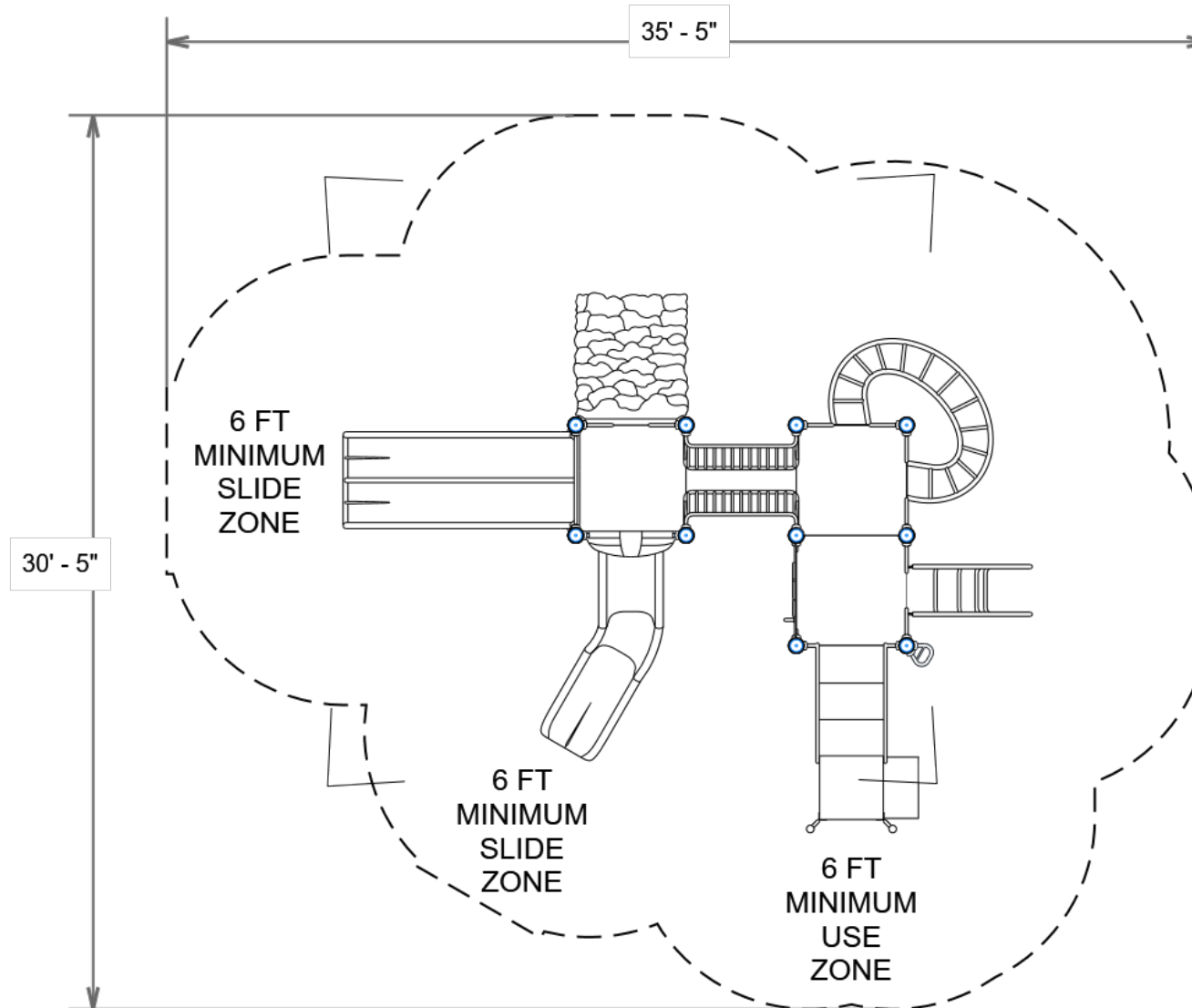


## GENERAL NOTES:

This Preliminary Site Plan is based on measurements that were provided in the initial planning phase. All dimensions must be verified prior to the submission of a purchase order. Playcraft Systems will not be held responsible for any discrepancies between actual dimensions and dimensions submitted in the planning phase.

The Minimum Use Zone for a play structure is based on the product design at the time of proposal. Components and structure designs may be subject to change which may affect dimensions. Therefore, before preparing the site, we strongly recommend obtaining final drawings from the factory (available after the order is placed and included in the Assembly Manual).

**WARNING:** Accessible safety surfacing material is required beneath and around this equipment that has a critical height value (Fall Height) appropriate for the highest accessible part of this equipment. Refer to the CPSC's Handbook For Public Playground Safety, Section 4: Surfacing.



PROJECT#: R502C76FA

DATE: 2/12/2020 | DRAWN BY:

MIN. USE ZONE: 36' x 31'

PLAYCRAFT REP:

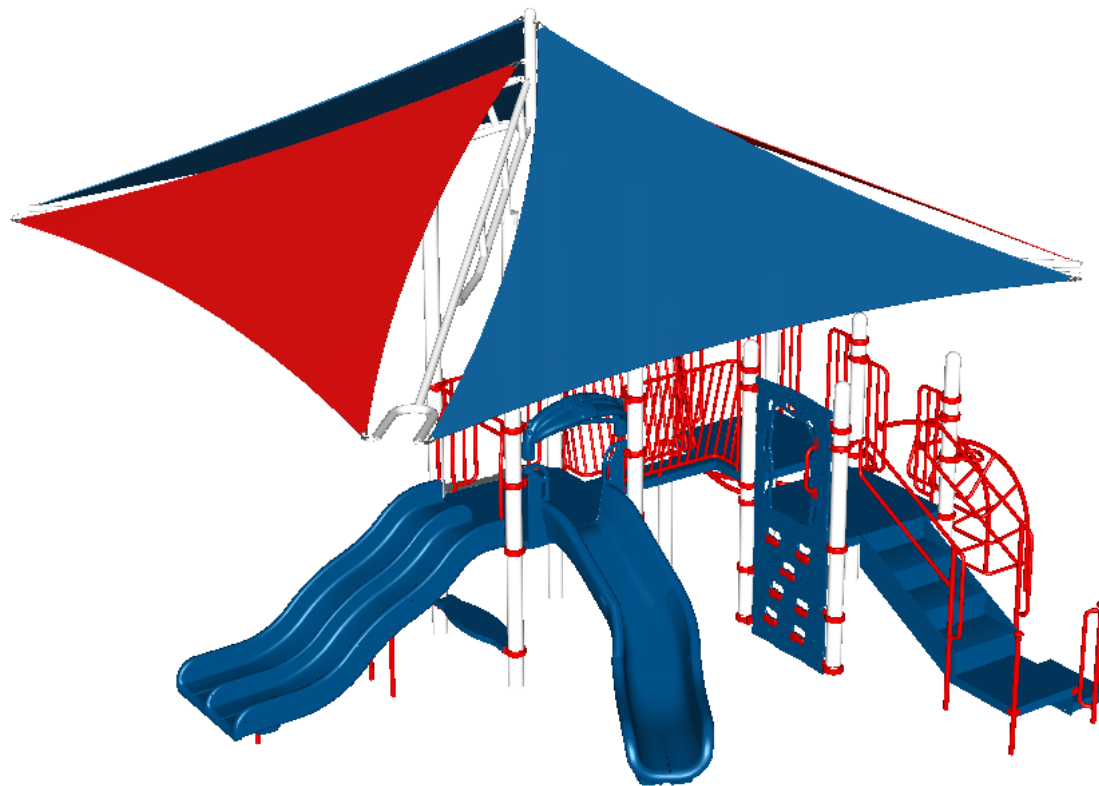
**Playcraft Direct, Inc.**



**R502C76FA**  
**SW VIEW**

**R5**

FOR KIDS  
AGES  
2-5



STRUCTURE#: R502C76FA

PROJECT#: R502C76FA

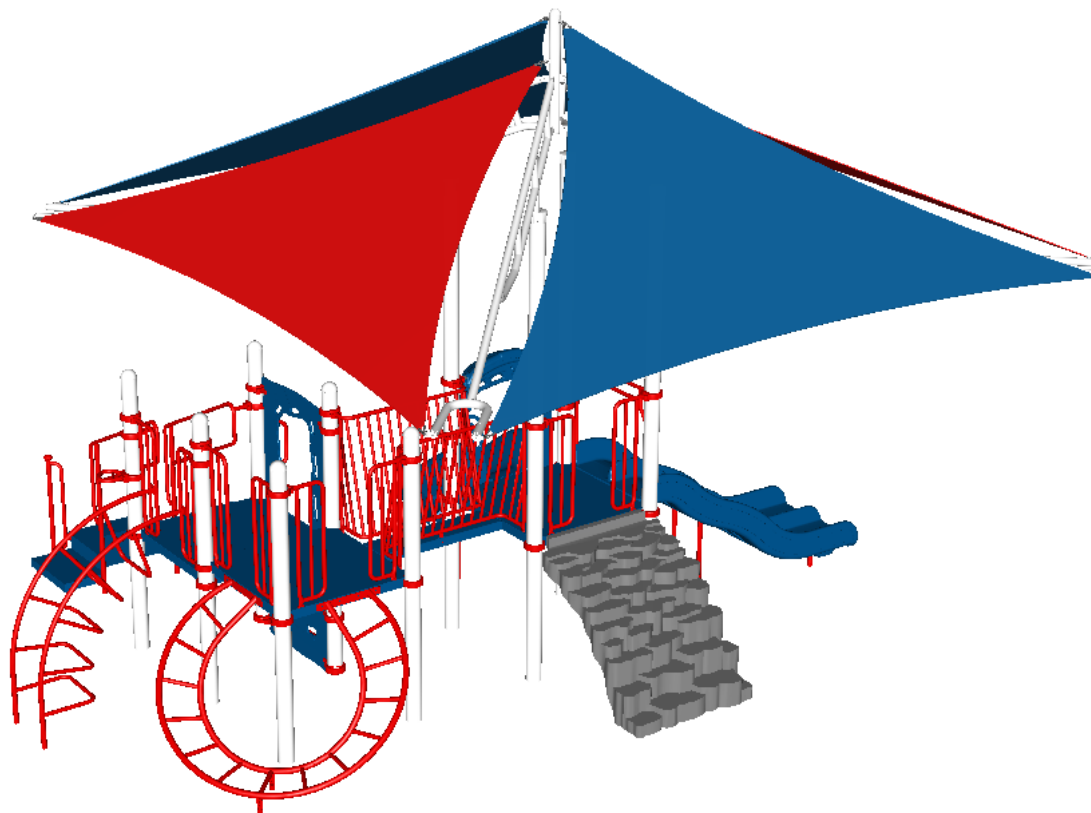
DATE: 2/12/2020 | DRAWN BY:



**R502C76FA**  
**NE VIEW**

**R5**

FOR KIDS  
AGES  
2-5



STRUCTURE#: R502C76FA

PROJECT#: R502C76FA

DATE: 2/12/2020 | DRAWN BY:





## Bill of Materials

R502C76FA

Project# R502C76FA

2/12/2020

Item	Description	Quantity
R502C76FA		
HS-1004-R	Collars	35
GF-7002	Dome Cap, R5	6
S-1011-R5-11ft	Post, 11ft R5	6
S-1016-R5-16ft	Post, 16ft R5	4
S-1101-R5	Square Deck	3
S-1209-30-R5	Transfer Station, 42in-R	1
S-1228-4	Climber, Bedrock 48in	1
S-1237-4R5	Climber, Vertical Rock 42-48in	1
S-1275-4R5	Climber, Double Deep Rung Arch 42-48in	1
S-1280-4R5	Climber, Swoop Rung 42-48in	1
S-1303-TW-R5	Twister Entry Panel w/ Hood	1
S-1305-R5	Double Slide SitDown Wall	1
S-1309-2-R5	Half Walls (Pair) R5	3
S-1509-R5-45	Bridge, Burma (45in)	1
S-1702-4R5	Slide, Wave 48in (Double)	1
S-1710-4-R	Slide, Twister 48in (R)	1
S-18027-R520	Shade Sail Canopy, 20ft	1
S-1937-R5	Crunch Handle	1
S-1962-R5	Playseat	1
HS-1007-R5	Extra Hardware	2