

R5029EB5BREV

TOP VIEW

ADA ACCESSIBILITY GUIDELINE - ADAAG CONFORMANCE

ELEVATED	ACCESSIBLE	RAMP ACCESSIBLE	GROUND	TYPES
9	9/5	0	2/3	2/3

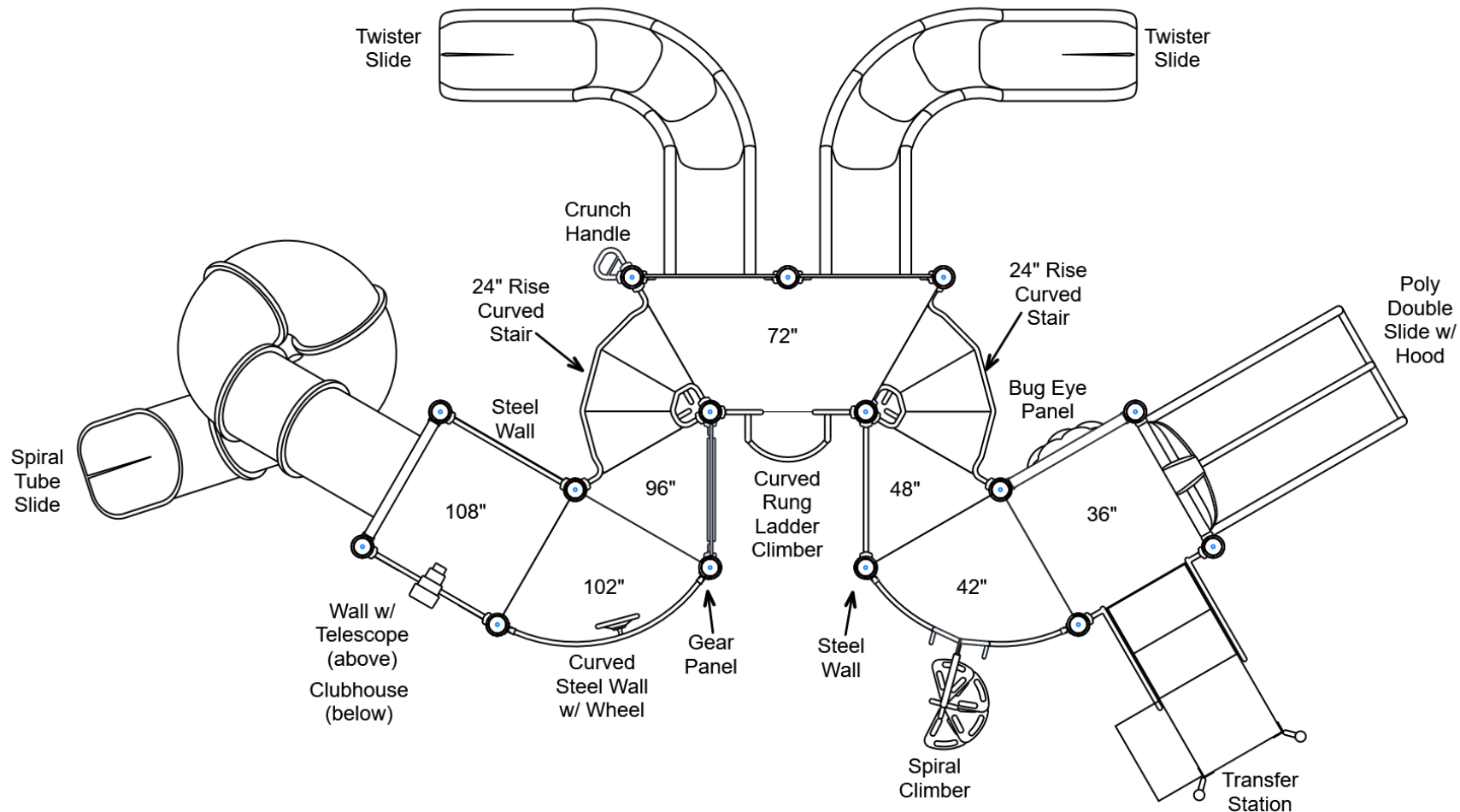
R5

FOR KIDS
AGES
5-12

GENERAL NOTES:

This conceptual plan is based on information provided prior to construction. Detailed site information, including the following, should be obtained, evaluated, and utilized in the final project design. Exact site dimensions, topography, existing utilities, soil conditions and drainage solutions.

WARNING: Accessible safety surfacing material is required beneath and around this equipment that has a critical height value (Fall Height) appropriate for the highest accessible part of this equipment. Refer to the CPSC'S Handbook For Public Playground Safety, Section 4: Surfacing.



STRUCTURE#: R5029EB5BREV

PROJECT#: R5029EB5BREV

DATE: 2/3/2020 | DRAWN BY: Jefferson

MIN. USE ZONE: 47' x 32'

PLAYCRAFT REP:

Playcraft Direct, Inc.



R5029EB5BREV SITE PLAN

ADA ACCESSIBILITY GUIDELINE - ADAAG CONFORMANCE

ELEVATED	ACCESSIBLE	RAMP ACCESSIBLE	GROUND	TYPES
9	9/5	0	2/3	2/3

R5

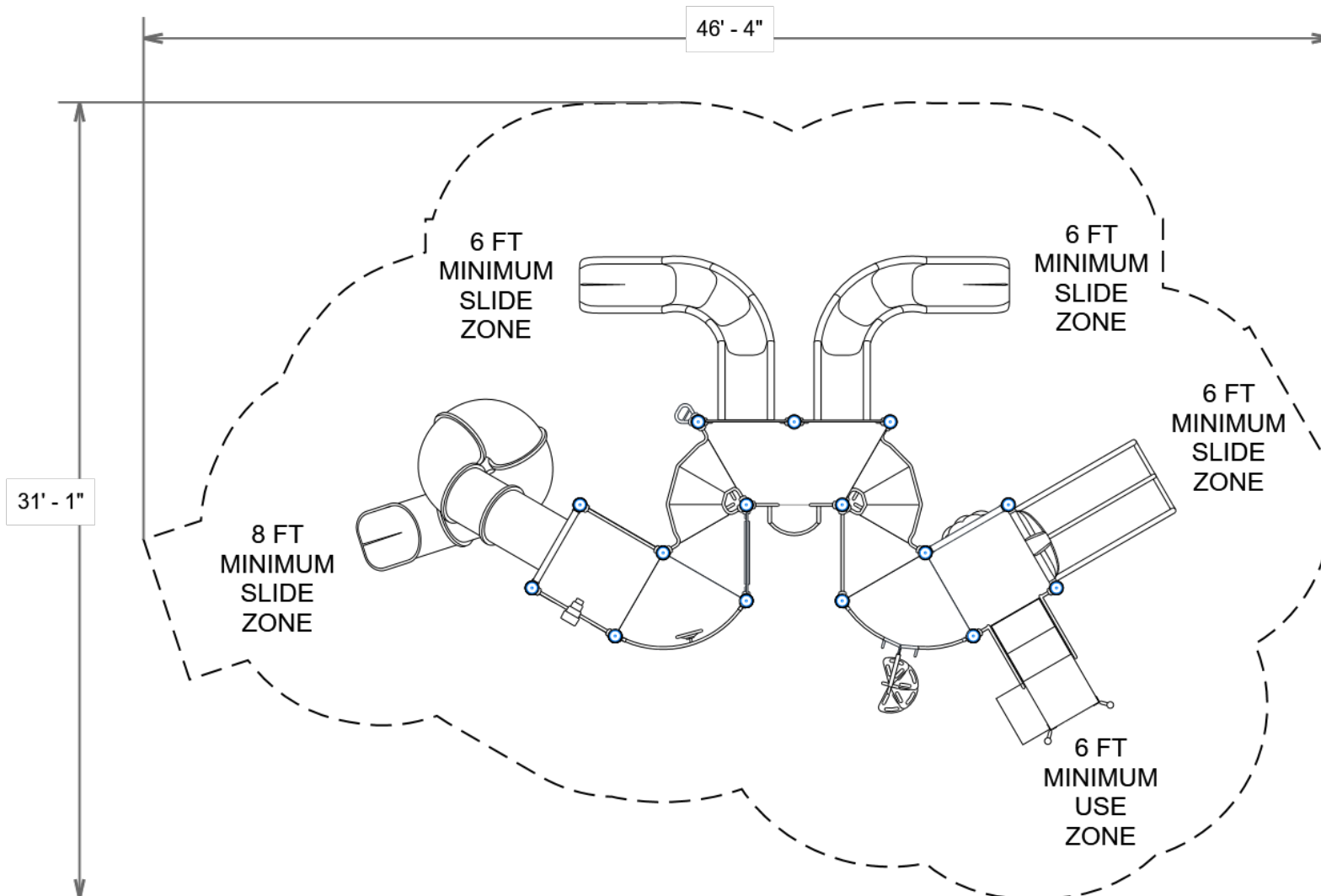
FOR KIDS
AGES
5-12

GENERAL NOTES:

This Preliminary Site Plan is based on measurements that were provided in the initial planning phase. All dimensions must be verified prior to the submission of a purchase order. Playcraft Systems will not be held responsible for any discrepancies between actual dimensions and dimensions submitted in the planning phase.

The Minimum Use Zone for a play structure is based on the product design at the time of proposal. Components and structure designs may be subject to change which may affect dimensions. Therefore, before preparing the site, we strongly recommend obtaining final drawings from the factory (available after the order is placed and included in the Assembly Manual).

WARNING: Accessible safety surfacing material is required beneath and around this equipment that has a critical height value (Fall Height) appropriate for the highest accessible part of this equipment. Refer to the CPSC's Handbook For Public Playground Safety, Section 4: Surfacing.



PROJECT#: R5029EB5BREV

DATE: 2/3/2020 | DRAWN BY: Jefferson

MIN. USE ZONE: 47' x 32'

PLAYCRAFT REP:


Playcraft Direct, Inc.



R5029EB5BREV
SW VIEW

R5

FOR KIDS
AGES
5-12



STRUCTURE#: R5029EB5BREV
PROJECT#: R5029EB5BREV
DATE: 2/3/2020 | DRAWN BY: Jefferson

R5029EB5BREV
NE VIEW

R5

FOR KIDS
AGES
5-12



STRUCTURE#: R5029EB5BREV

PROJECT#: R5029EB5BREV

DATE: 2/3/2020 | DRAWN BY: Jefferson



Bill of Materials

R5029EB5BREV

Project# R5029EB5BREV

2/3/2020

Item	Description	Quantity
R5029EB5BREV		
HS-1004-R	Collars	64
16-12-0002	ADA Stairs, 24in Rise w/ Walls (Curved)	2
GF-7002	Dome Cap, R5	15
S-1010-R5-10ft	Post, 10ft R5	2
S-1011-R5-11ft	Post, 11ft R5	2
S-1012-R5-12ft	Post, 12ft R5	1
S-1013-R5-13ft	Post, 13ft R5	3
S-1014-R5-14ft	Post, 14ft R5	1
S-1015-R5-15ft	Post, 15ft R5	1
S-1016-R5-16ft	Post, 16ft R5	5
S-1101-R5	Square Deck	2
S-1102-R5	Tri-Deck	2
S-1103-R5	Hex Deck, Half (5 Post)	1
S-1107-R5	Curved Deck	2
S-1209-24-R5	Transfer Station, 36in-L	1
S-1234-4CR5	Climber, Spiral Step 42-48in	1
S-1282-6	Climber, Curved Rung Ladder 66-72in	1
S-1301-1830-S-R5	Wall w/ Telescope	1
S-1301-R5	Wall, Steel 36in (Standard)	2
S-1306-R5	Double Slide SitDown Hood	1
S-1309-2-R5	Half Walls (Pair) R5	1
S-1316-R5	Twister Entry Panel	2
S-1328-RMT	Steel Wall (Curved w/ Wheel)	1
S-1632-R5	Bug Eye Panel	1
S-1639-R5	Clubhouse	1



Bill of Materials (continued)

Item	Description	Quantity
S-1644-R5	Gear Panel	1
S-1702-3R5	Slide, Double 36in	1
S-1707-9SPR5	Slide, Tube 108in (Spiral, Right)	1
S-1710-6-LLL	Slide, Twister 72in (L3)	1
S-1710-6-RRR	Slide, Twister 72in (R3)	1
S-1937-R5	Crunch Handle	1
HS-1007-R5	Extra Hardware	2