

R50229F8A

TOP VIEW

ADA ACCESSIBILITY GUIDELINE - ADAAG CONFORMANCE

ELEVATED	ACCESSIBLE	RAMP ACCESSIBLE	GROUND	TYPES
5	4/3	0	1/2	1/2

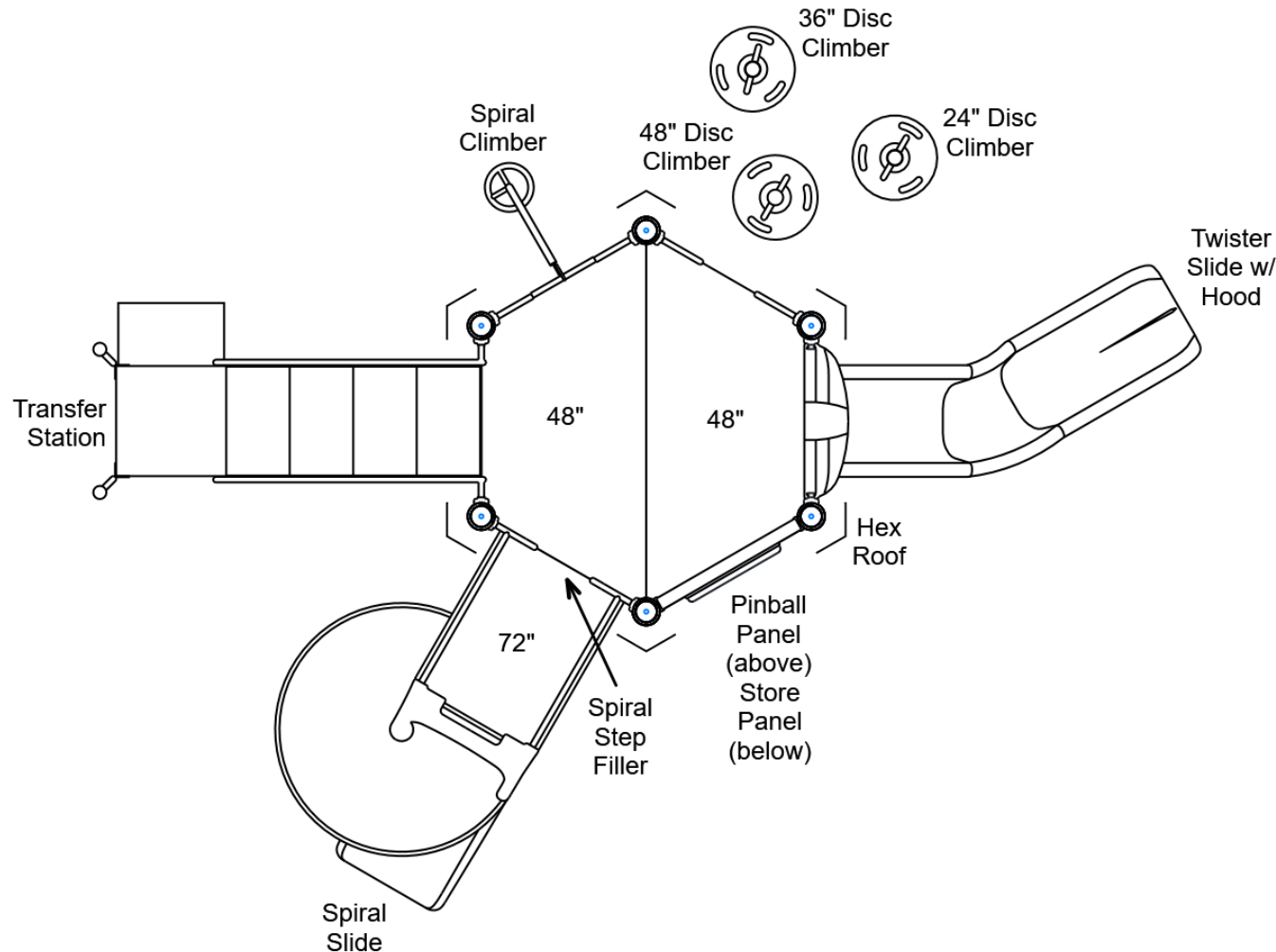
R5

FOR KIDS
AGES
5-12

GENERAL NOTES:

This conceptual plan is based on information provided prior to construction. Detailed site information, including the following, should be obtained, evaluated, and utilized in the final project design. Exact site dimensions, topography, existing utilities, soil conditions and drainage solutions.

WARNING: Accessible safety surfacing material is required beneath and around this equipment that has a critical height value (Fall Height) appropriate for the highest accessible part of this equipment. Refer to the CPSC'S Handbook For Public Playground Safety, Section 4: Surfacing.



STRUCTURE#: R50229F8A

PROJECT#: R50229F8A

DATE: 4/8/2020 | DRAWN BY:

MIN. USE ZONE: 34' x 30'

PLAYCRAFT REP:

Playcraft Direct, Inc.

R50229F8A SITE PLAN

ADA ACCESSIBILITY GUIDELINE - ADAAG CONFORMANCE

ELEVATED	ACCESSIBLE	RAMP ACCESSIBLE	GROUND	TYPES
5	4/3	0	1/2	1/2

R5

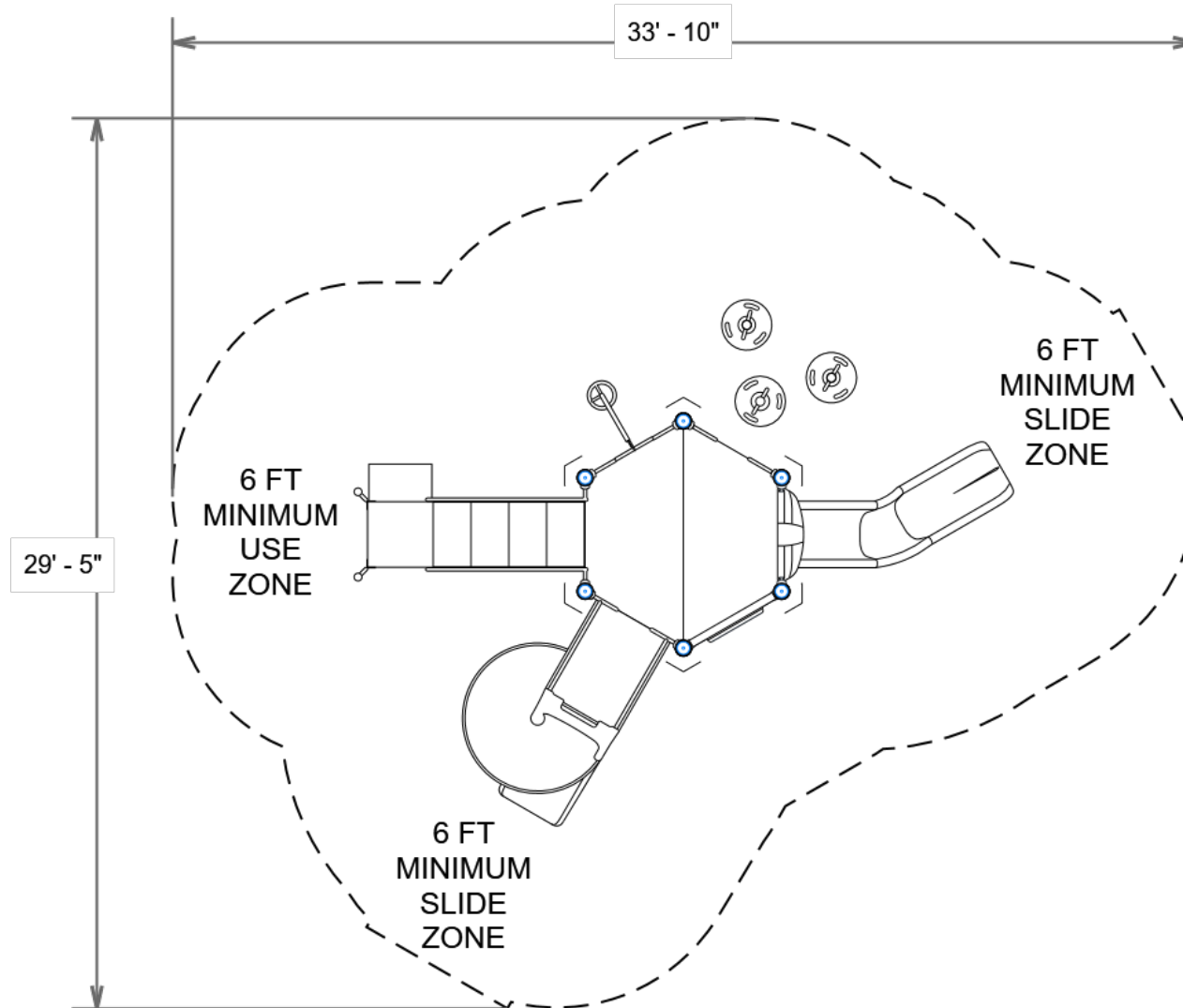
FOR KIDS
AGES
5-12

GENERAL NOTES:

This Preliminary Site Plan is based on measurements that were provided in the initial planning phase. All dimensions must be verified prior to the submission of a purchase order. Playcraft Systems will not be held responsible for any discrepancies between actual dimensions and dimensions submitted in the planning phase.

The Minimum Use Zone for a play structure is based on the product design at the time of proposal. Components and structure designs may be subject to change which may affect dimensions. Therefore, before preparing the site, we strongly recommend obtaining final drawings from the factory (available after the order is placed and included in the Assembly Manual).

WARNING: Accessible safety surfacing material is required beneath and around this equipment that has a critical height value (Fall Height) appropriate for the highest accessible part of this equipment. Refer to the CPSC'S Handbook For Public Playground Safety, Section 4: Surfacing.



PROJECT#: R50229F8A

DATE: 4/8/2020 | DRAWN BY:

MIN. USE ZONE: 34' x 30'

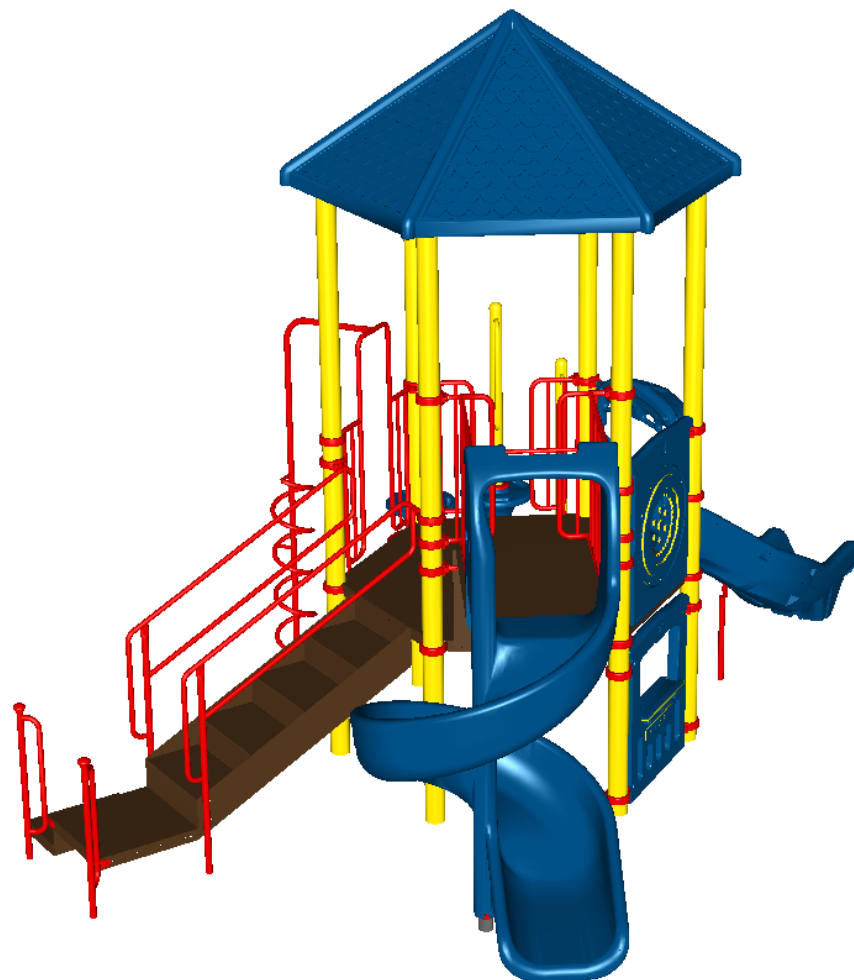
PLAYCRAFT REP:

Playcraft Direct, Inc.

R50229F8A
SW VIEW

R5

FOR KIDS
AGES
5-12



STRUCTURE#: R50229F8A

PROJECT#: R50229F8A

DATE: 4/8/2020 | DRAWN BY:

R50229F8A
NE VIEW

R5

FOR KIDS
AGES
5-12



STRUCTURE#: R50229F8A

PROJECT#: R50229F8A

DATE: 4/8/2020 | DRAWN BY:



Bill of Materials

R50229F8A

Project# R50229F8A

4/8/2020

Item	Description	Quantity
R50229F8A		
HS-1004-R	Collars	25
S-1016-R5-16ft	Post, 16ft R5	6
S-1106-R5	Hex Deck, Half (4 Post)	2
S-1209-36-R5	Transfer Station, 48in-L	1
S-1223-4R	Climber, Spiral 42-48in	1
S-1233-2-MC	Climber, Disc 18-24in	1
S-1233-3-MC	Climber, Disc 30-36in	1
S-1233-4-HW	Climber, Disc 42-48in (w/ HW)	1
S-1303-TW-R5	Twister Entry Panel w/ Hood	1
S-1309-2-R5	Half Walls (Pair) R5	1
S-1310-R5	Transition Wall	1
S-1615-R5	Store Panel	1
S-1631-R5	Pinball Panel	1
S-1706-24R5	Slide, Spiral 72in (48in Deck Height, 24in Filler)	1
S-1710-4-L	Slide, Twister 48in (L)	1
S-1803-R5	Roof, Hex	1
HS-1100-3	Deck to Deck Hardware	2