

R502118BA

TOP VIEW

ADA ACCESSIBILITY GUIDELINES - ADAAG CONFORMANCE

ELEVATED	ACCESSIBLE	RAMP ACCESSIBLE	GROUND	TYPES
9	5/5	0/0	3/3	3/3
CHILD CAPACITY	86	MAX FALL HEIGHT	84	

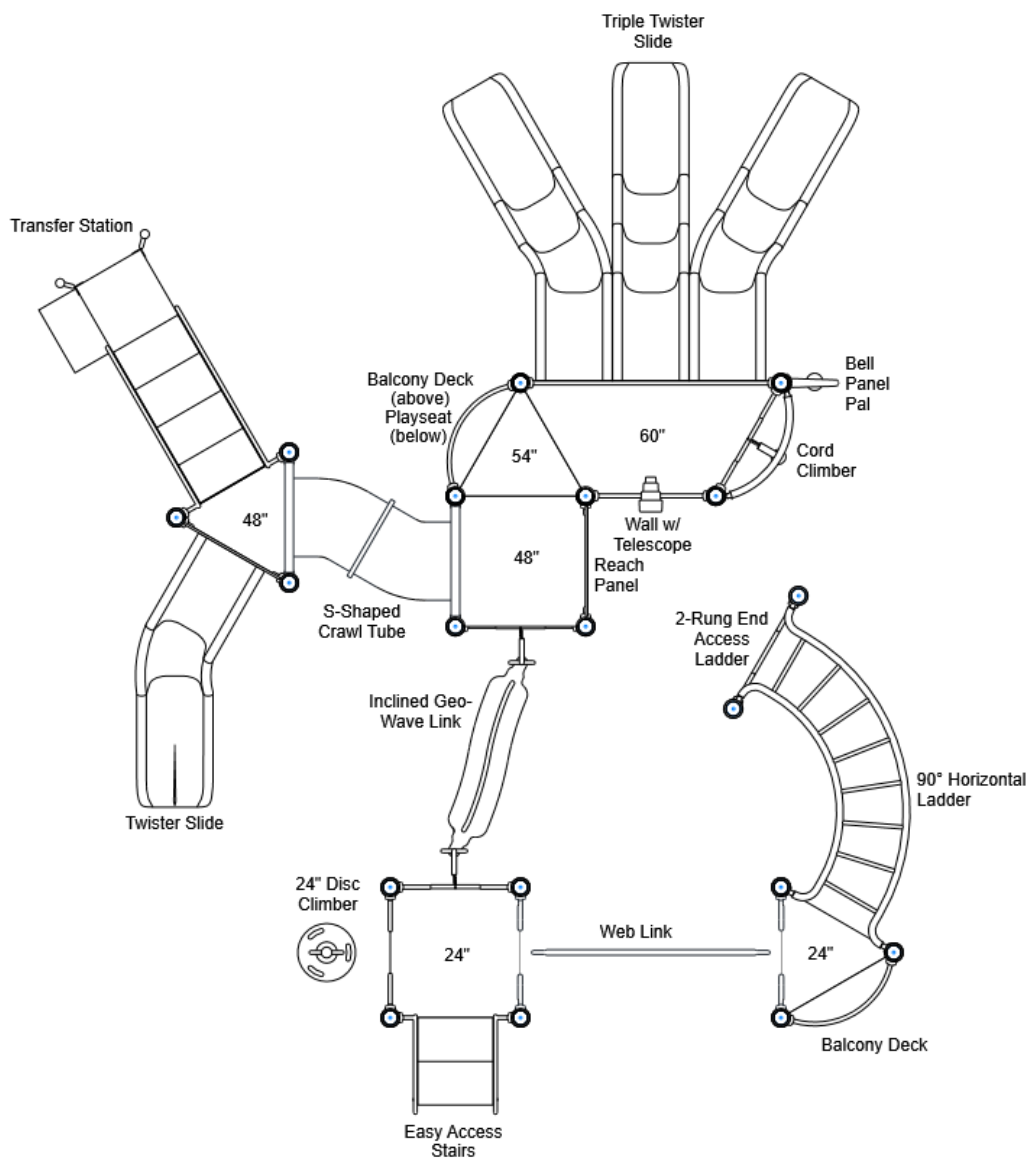
R5

FOR KIDS
AGES
5-12

GENERAL NOTES

This conceptual plan is based on information provided prior to construction. Detailed site information, including the following, should be obtained, evaluated, and utilized in the final project design. Exact site dimensions, topography, existing utilities, soil conditions and drainage solutions.

WARNING: Accessible safety surfacing material is required beneath and around this equipment that has a critical height value (Fall Height) appropriate for the highest accessible part of this equipment. Refer to the CPSC'S Handbook For Public Playground Safety, Section 4: Surfacing.



STRUCTURE # R502118BA
PROJECT # R502118BA
DATE 4/11/2023

Playcraft Direct, Inc.

MIN. USE ZONE 38' x 43'



R502118BA
SITE PLAN

ADA ACCESSIBILITY GUIDELINES - ADAAG CONFORMANCE

ELEVATED	ACCESSIBLE	RAMP ACCESSIBLE	GROUND	TYPES
9	5/5	0/0	3/3	3/3

Mixed
Types

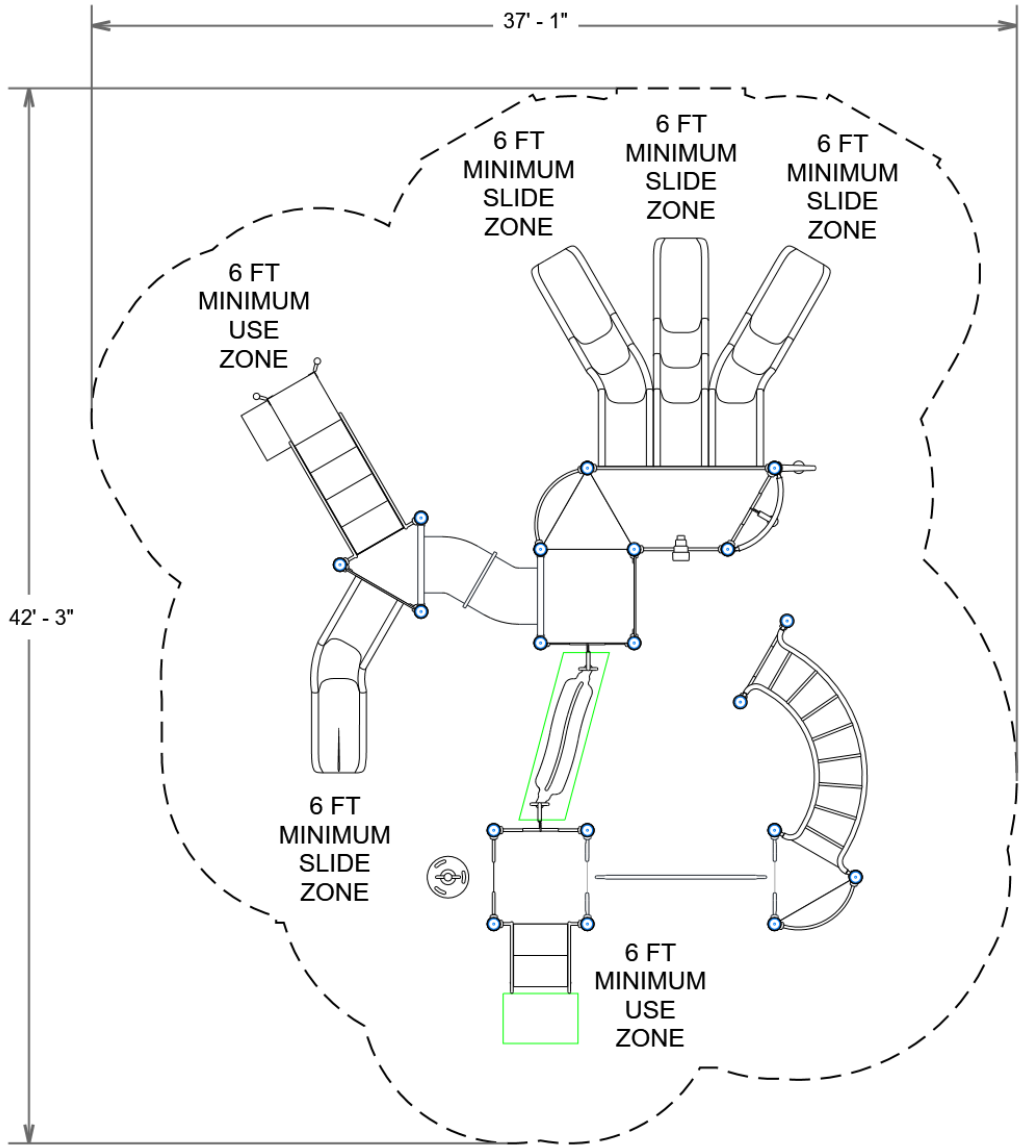
FOR KIDS
AGES
5-12

GENERAL NOTES

This Preliminary Site Plan is based on measurements that were provided in the initial planning phase. All dimensions must be verified prior to the submission of a purchase order. Playcraft Systems will not be held responsible for any discrepancies between actual dimensions and dimensions submitted in the planning phase.

The Minimum Use Zone for a play structure is based on the product design at the time of proposal. Components and structure designs may be subject to change which may affect dimensions. Therefore, before preparing the site, we strongly recommend obtaining final drawings from the factory (available after the order is placed and included in the Assembly Manual).

WARNING: Accessible safety surfacing material is required beneath and around this equipment that has a critical height value (Fall Height) appropriate for the highest accessible part of this equipment. Refer to the CPSC'S Handbook For Public Playground Safety, Section 4: Surfacing.



R502118BA
SW VIEW

R5

FOR KIDS
AGES
5-12



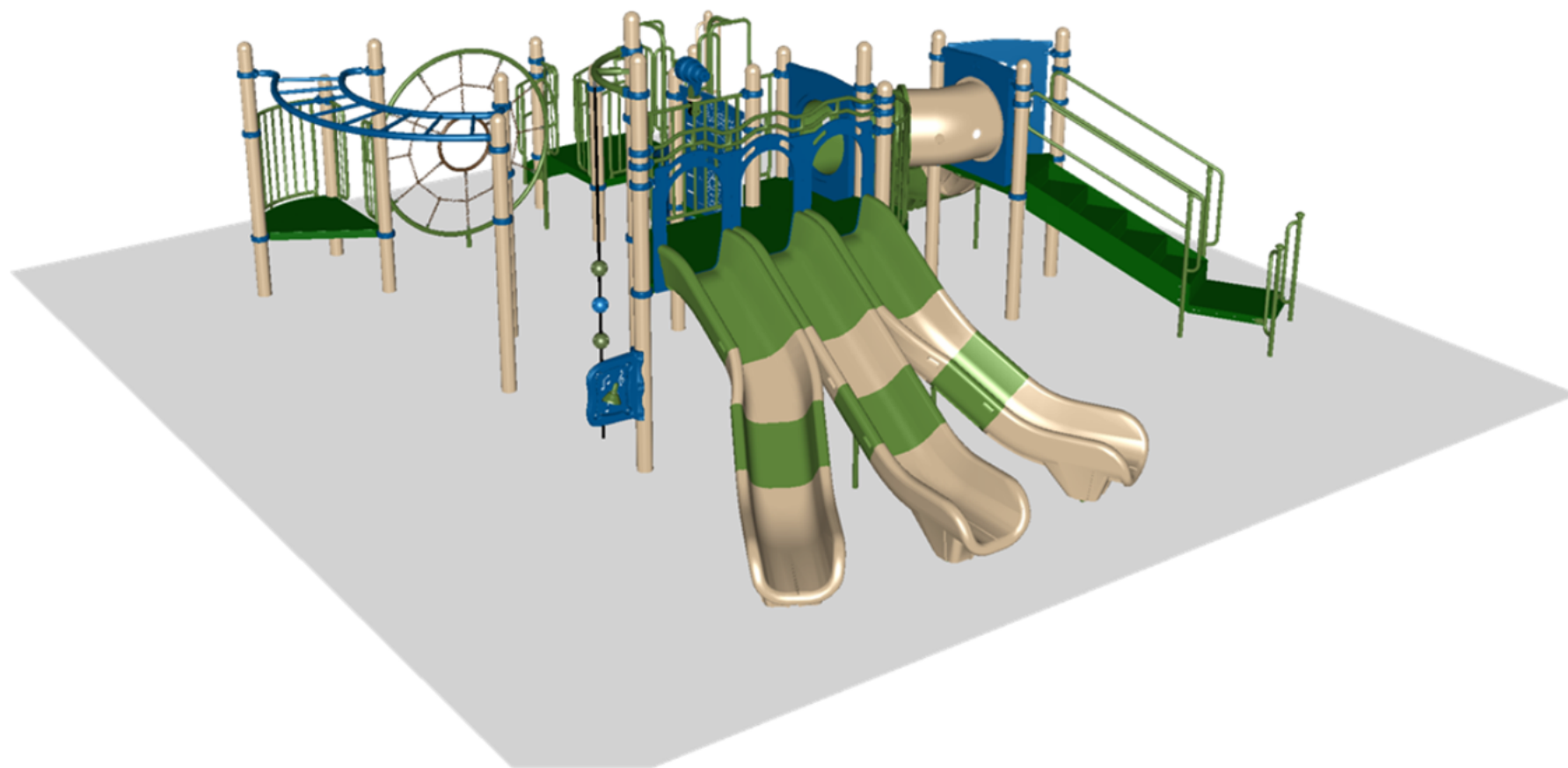
STRUCTURE # R502118BA
PROJECT # R502118BA
DATE 4/11/2023



R502118BA
NE VIEW

R5

FOR KIDS
AGES
5-12



STRUCTURE # R502118BA
PROJECT # R502118BA
DATE 4/11/2023

R502118BA

Project # R502118BA

Date 4/11/2023

Item / Part Number	Description	Qty
[R502118BA]		
HS-1004-R	Collars	61
GF-7002	Dome Cap, R5	19
S-1009-R5-09ft	Post, 09ft R5	5
S-1011-R5-11ft	Post, 11ft R5	9
S-1012-R5-12ft	Post, 12ft R5	3
S-1014-R5-14ft	Post, 14ft R5	2
S-1101-R5	Square Deck	2
S-1102-R5	Tri-Deck	3
S-1106-R5	Hex Deck, Half (4 Post)	1
S-1109-R5	Balcony Deck	2
S-1201-2R5	Easy Access Stairs, 24in	1
S-1209-36-R5	Transfer Station, 48in-R	1
S-1233-2-HW	Climber, Disc 18-24in (w/ HW)	1
S-1249-DDV4R5	Geo-Wave Link 24in (Vert., Incl. DTD, 48-24)	1
S-1298-5R5	Climber, Cord 60in	1
S-1301-1830-S-R5	Wall w/ Telescope	1
S-1309-2-R5	Half Walls (Pair) R5	1
S-1310-R5	Transition Wall	1
S-1316-R5	Twister Entry Panel	1
S-1402-R5	End Access Ladder (2-Rung)	1
S-1429-R5	Traverse, Horizontal Ladder (90 deg)	1
S-1500-2S575R5	Crawl Tube, S-Shaped 57.495 (2-Sect., R)	1
S-1517-R5	Link, Web 24in	1
S-1655-4R5	Reach Panel, 48in	1
S-1661-R5	Panel Pal, Bell	1
S-1710-3-5R5-LS4R	Slide, Triple Twister 60in (L-S-R)	1
S-1710-4-L	Slide, Twister 48in (L)	1
S-1962-R5	Playseat	1