

R501961BA

TOP VIEW

ADA ACCESSIBILITY GUIDELINE - ADAAG CONFORMANCE

ELEVATED	ACCESSIBLE	RAMP ACCESSIBLE	GROUND	TYPES
8	7/4	0	4/3	3/3

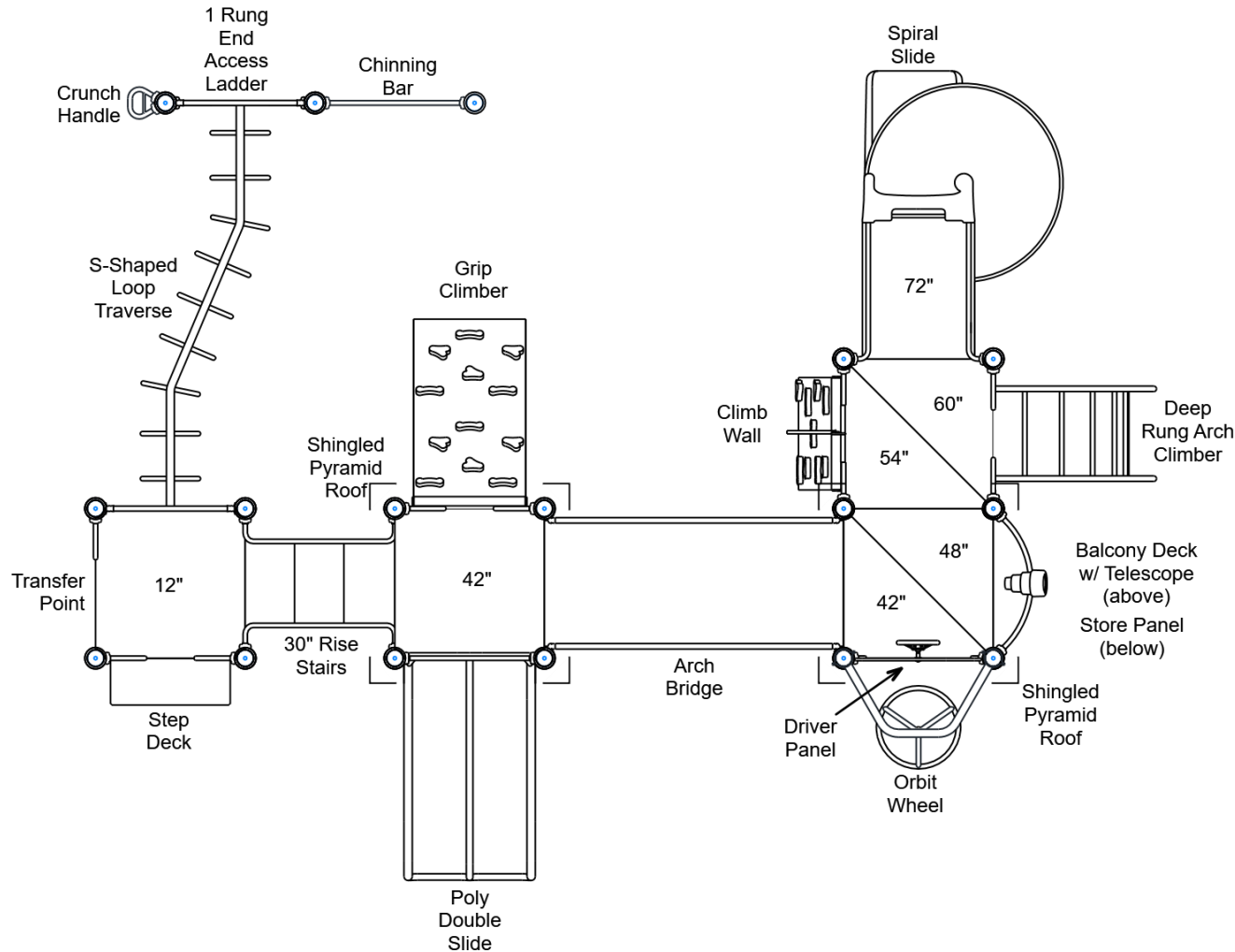
R5

FOR KIDS
AGES
5-12

GENERAL NOTES:

This conceptual plan is based on information provided prior to construction. Detailed site information, including the following, should be obtained, evaluated, and utilized in the final project design. Exact site dimensions, topography, existing utilities, soil conditions and drainage solutions.

WARNING: Accessible safety surfacing material is required beneath and around this equipment that has a critical height value (Fall Height) appropriate for the highest accessible part of this equipment. Refer to the CPSC'S Handbook For Public Playground Safety, Section 4: Surfacing.



STRUCTURE#: R501961BA

PROJECT#: R501961BA

DATE: 2/3/2020 | DRAWN BY:

MIN. USE ZONE: 39' x 33'

PLAYCRAFT REP:

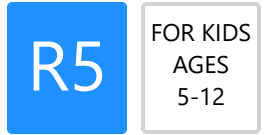
Playcraft Direct, Inc.



R501961BA SITE PLAN

ADA ACCESSIBILITY GUIDELINE - ADAAG CONFORMANCE

ELEVATED	ACCESSIBLE	RAMP ACCESSIBLE	GROUND	TYPES
8	7/4	0	4/3	3/3

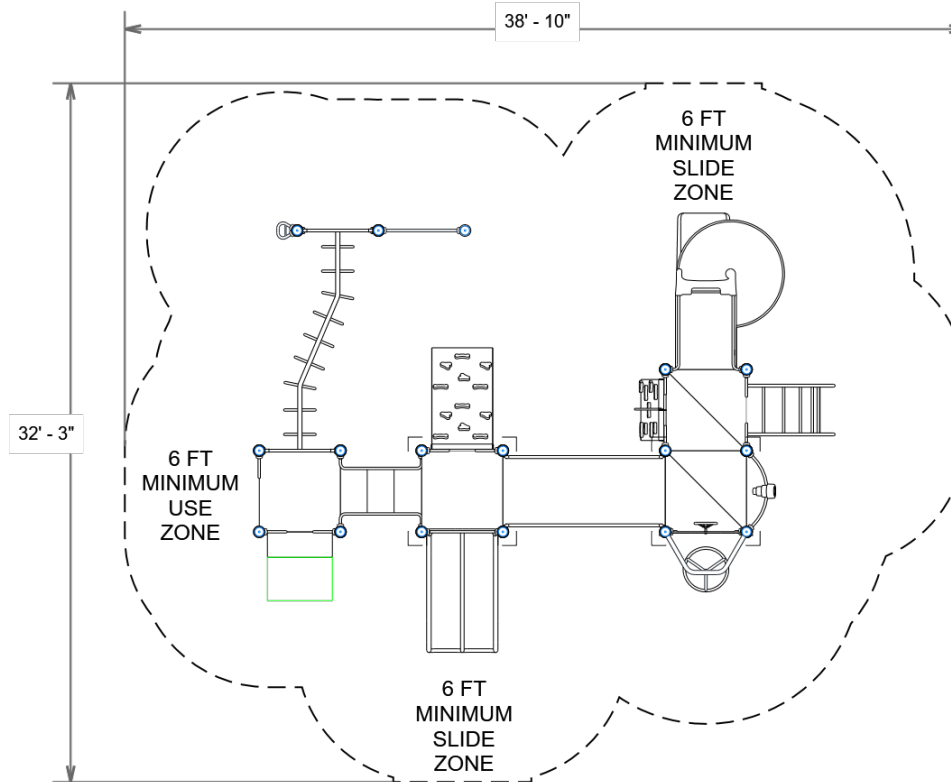


GENERAL NOTES:

This Preliminary Site Plan is based on measurements that were provided in the initial planning phase. All dimensions must be verified prior to the submission of a purchase order. Playcraft Systems will not be held responsible for any discrepancies between actual dimensions and dimensions submitted in the planning phase.

The Minimum Use Zone for a play structure is based on the product design at the time of proposal. Components and structure designs may be subject to change which may affect dimensions. Therefore, before preparing the site, we strongly recommend obtaining final drawings from the factory (available after the order is placed and included in the Assembly Manual).

WARNING: Accessible safety surfacing material is required beneath and around this equipment that has a critical height value (Fall Height) appropriate for the highest accessible part of this equipment. Refer to the CPSC'S Handbook For Public Playground Safety, Section 4: Surfacing.



PROJECT#: R501961BA

DATE: 2/3/2020 | DRAWN BY:

MIN. USE ZONE: 39' x 33'

PLAYCRAFT REP:

Playcraft Direct, Inc.



R501961BA
SW VIEW

R5

FOR KIDS
AGES
5-12



STRUCTURE#: R501961BA

PROJECT#: R501961BA

DATE: 2/3/2020 | DRAWN BY:

R501961BA
NE VIEW

R5

FOR KIDS
AGES
5-12



STRUCTURE#: R501961BA

PROJECT#: R501961BA

DATE: 2/3/2020 | DRAWN BY:

PLAYCRAFT
SYSTEMS



Bill of Materials

R501961BA

Project# R501961BA

2/3/2020

Item	Description	Quantity
R501961BA		
HS-1004-R	Collars	57
GF-7002	Dome Cap, R5	9
S-1008-R5-08ft	Post, 08ft R5	1
S-1009-R5-09ft	Post, 09ft R5	1
S-1010-R5-10ft	Post, 10ft R5	1
S-1011-R5-11ft	Post, 11ft R5	4
S-1013-R5-13ft	Post, 13ft R5	2
S-1014-R5-14ft	Post, 14ft R5	4
S-1015-R5-15ft	Post, 15ft R5	4
S-1101-R5	Square Deck	2
S-1105-R5	Half Deck	4
S-1109-R5-T	Balcony Deck w/ Telescope	1
S-1202-R5	Step Deck, 12in	1
S-1206-30R5	ADA Stairs, 30in Rise w/ Walls	1
S-1214-5R5	Climber, Wall 54-60in	1
S-1216-4	Climber, Grip 42-48in	1
S-1219-5	Climber, Deep Rung Arch 54-60in	1
S-1305-R5	Double Slide SitDown Wall	1
S-1309-2-R5	Half Walls (Pair) R5	2
S-1309-R5	Transfer Point (Half Wall - Left)	1
S-1310-R5	Transition Wall	1
S-1401-R5	End Access Ladder (1-Rung)	1
S-1411-R-R5	Traverse, Loop (S-Shaped, Right)	1
S-1502-90	Bridge, Arch (90in)	1
S-1615-R5	Store Panel	1



Bill of Materials (continued)

Item	Description	Quantity
S-1625-R5	Driver Panel	1
S-1702-3R5	Slide, Double 42in	1
S-1706-12R5	Slide, Spiral 72in (60in Deck Height, 12in Filler)	1
S-1807-R5	Roof, Square Pyramid (Shingled)	2
S-1930-R5	Chinning Bar	1
S-1937-R5	Crunch Handle	1
S-1945-R5	Orbit Wheel	1
HS-1007-R5	Extra Hardware	2