

R35EE7ACA  
TOP VIEW

ADA ACCESSIBILITY GUIDELINE - ADAAG CONFORMANCE

ELEVATED	ACCESSIBLE	RAMP ACCESSIBLE	GROUND	TYPES
7	7/4	0	0/2	0/2

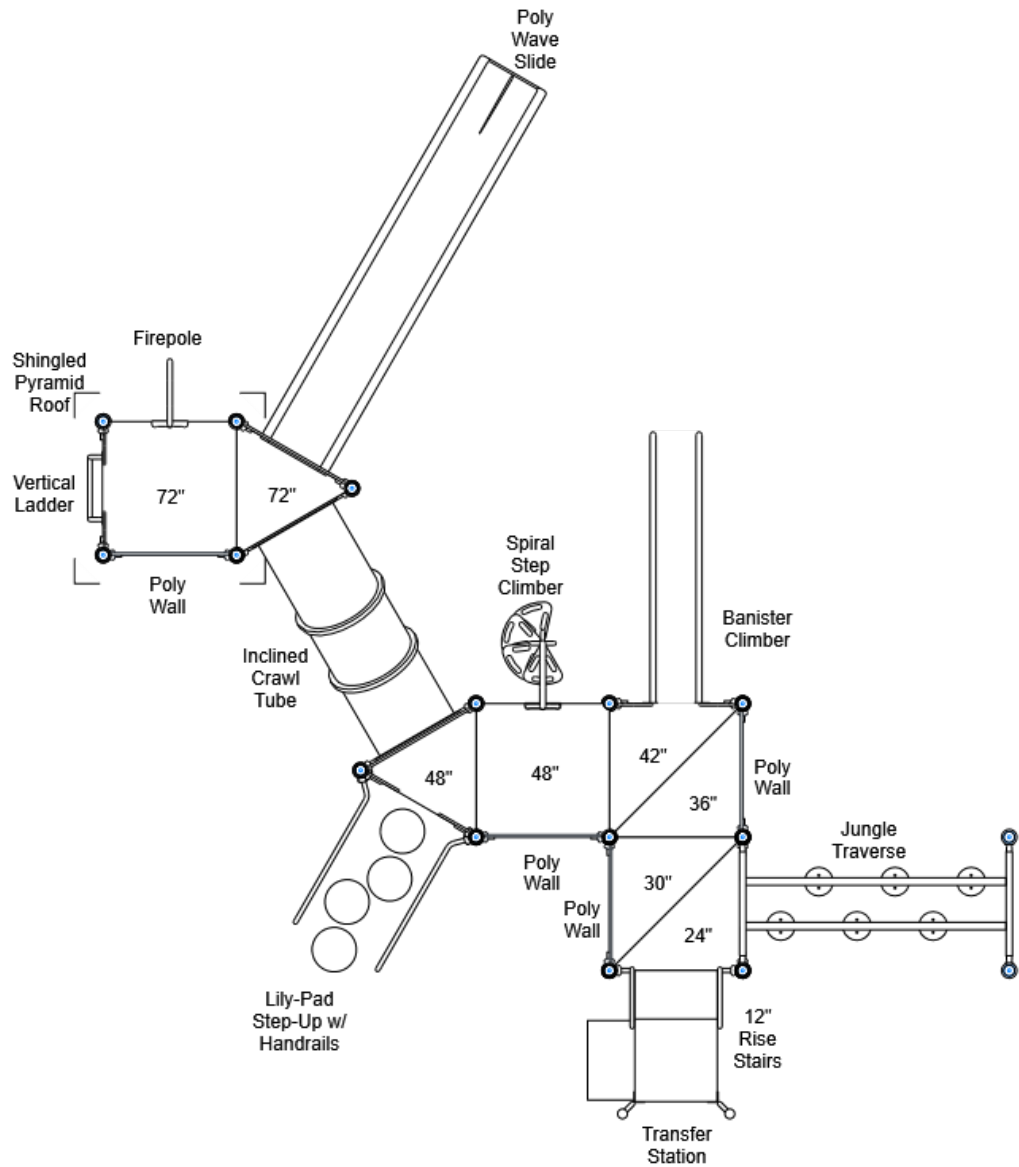
R35

FOR KIDS  
AGES  
5-12

GENERAL NOTES:

This conceptual plan is based on information provided prior to construction. Detailed site information, including the following, should be obtained, evaluated, and utilized in the final project design. Exact site dimensions, topography, existing utilities, soil conditions and drainage solutions.

WARNING: Accessible safety surfacing material is required beneath and around this equipment that has a critical height value (Fall Height) appropriate for the highest accessible part of this equipment. Refer to the CPSC'S Handbook For Public Playground Safety, Section 4: Surfacing.



STRUCTURE#: R35EE7ACA  
PROJECT#: R35EE7ACA  
DATE: 4/28/2020 | DRAWN BY: Derick

MIN. USE ZONE: 37' x 40'

PLAYCRAFT REP:  
Montana School Equipment Con



# R35EE7ACA SITE PLAN

ADA ACCESSIBILITY GUIDELINE - ADAAG CONFORMANCE

ELEVATED	ACCESSIBLE	RAMP ACCESSIBLE	GROUND	TYPES
7	7/4	0	0/2	0/2



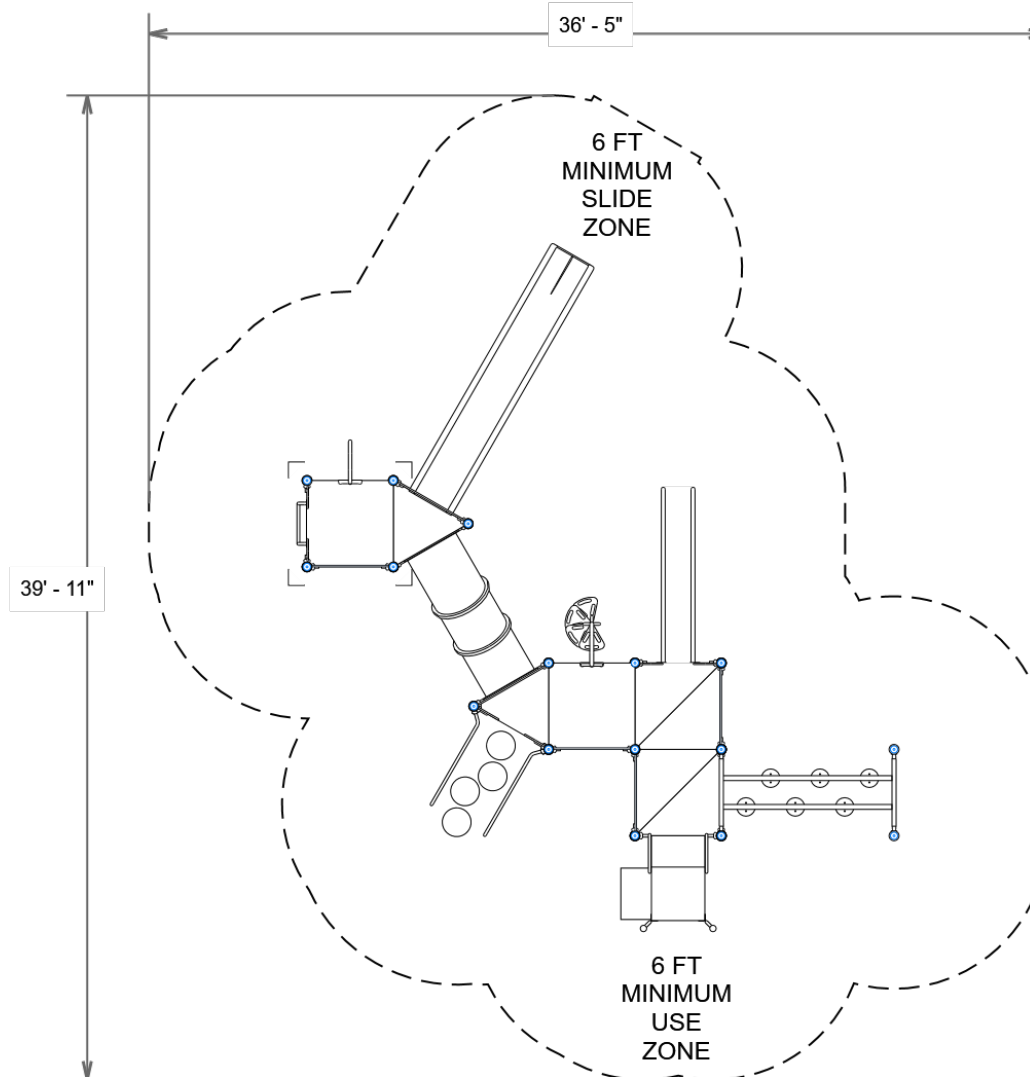
FOR KIDS  
AGES  
5-12

## GENERAL NOTES:

This Preliminary Site Plan is based on measurements that were provided in the initial planning phase. All dimensions must be verified prior to the submission of a purchase order. Playcraft Systems will not be held responsible for any discrepancies between actual dimensions and dimensions submitted in the planning phase.

The Minimum Use Zone for a play structure is based on the product design at the time of proposal. Components and structure designs may be subject to change which may affect dimensions. Therefore, before preparing the site, we strongly recommend obtaining final drawings from the factory (available after the order is placed and included in the Assembly Manual).

**WARNING:** Accessible safety surfacing material is required beneath and around this equipment that has a critical height value (Fall Height) appropriate for the highest accessible part of this equipment. Refer to the CPSC'S Handbook For Public Playground Safety, Section 4: Surfacing.



PROJECT#: R35EE7ACA

DATE: 4/28/2020 | DRAWN BY: Derick

MIN. USE ZONE: 37' x 40'

PLAYCRAFT REP:

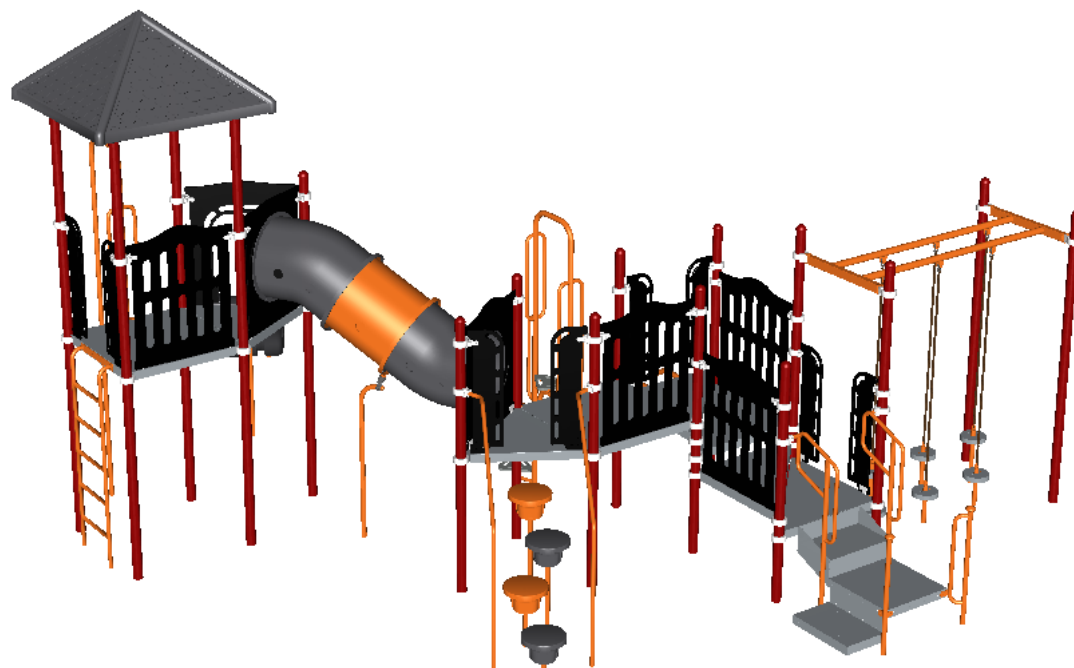
Montana School Equipment Con



**R35EE7ACA**  
**SW VIEW**

**R35**

FOR KIDS  
AGES  
5-12



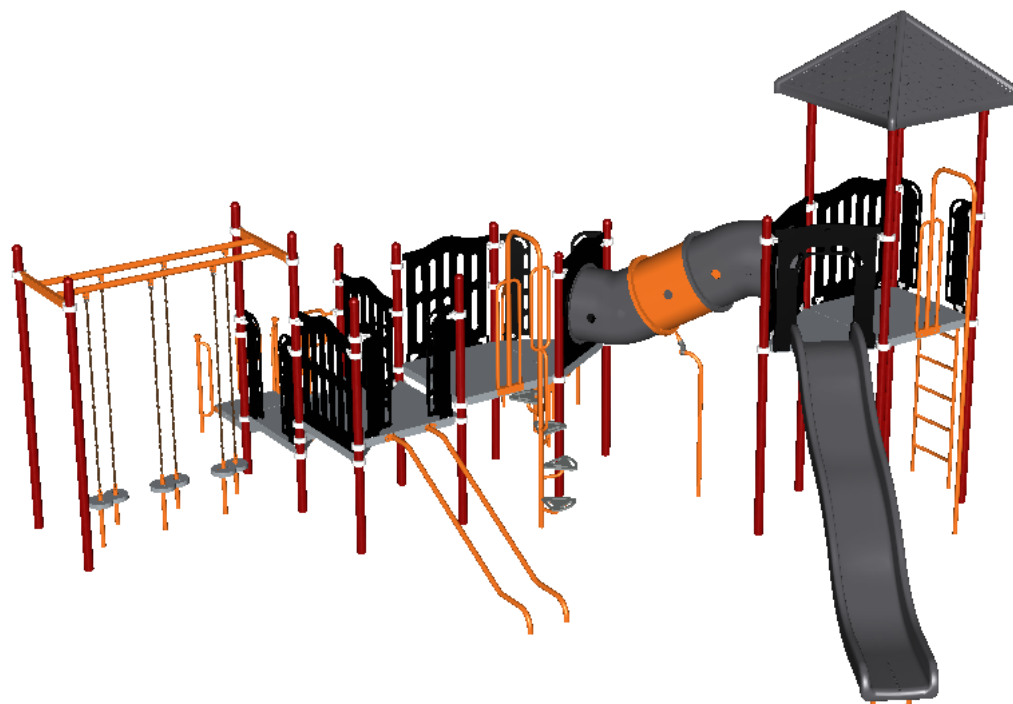
STRUCTURE#: R35EE7ACA  
PROJECT#: R35EE7ACA  
DATE: 4/28/2020 | DRAWN BY: Derick



**R35EE7ACA**  
**NE VIEW**

**R35**

FOR KIDS  
AGES  
5-12



STRUCTURE#: R35EE7ACA

PROJECT#: R35EE7ACA

DATE: 4/28/2020 | DRAWN BY: Derick

**PLAYCRAFT**  
SYSTEMS



## Bill of Materials

R35EE7ACA

Project# R35EE7ACA

4/28/2020

Item	Description	Quantity
R35EE7ACA		
HS-1004-R35	Collars	47
GG-8135	Dome Cap, R3.5	12
S-1010-R35-10ft	Post, 10ft R3.5	1
S-1011-R35-11ft	Post, 11ft R3.5	6
S-1012-R35-12ft	Post, 12ft R3.5	4
S-1013-R35-13ft	Post, 13ft R3.5	1
S-1016-R35-16ft	Post, 16ft R3.5	4
S-1101-R35	Square Deck	2
S-1102-R35	Tri-Deck	2
S-1105-R35	Half Deck	4
S-1209-12-R35	Transfer Station, 24in-L	1
S-1210-72	Climber, Vertical Ladder 66-72in	1
S-1213-6R35	Climber, Firepole 66-72in	1
S-1234-4R35	Climber, Spiral Step 42-48in	1
S-1301-R35	Poly Wall (Standard)	4
S-1304-R35	Single Slide SitDown Wall	1
S-1309-2-R35	Half Walls (Pair) R35	3
S-1414-4HHR35	Climber, Step-Up 48in (Lily-Pad, Hand Rails)	1
S-1423-R35	Traverse, Jungle	1
S-1500-3IR35	Incl. Crawl Tube 24in (3-Sect, 42-48in High)	1
S-1704-6	Slide, Wave 72in (Single)	1
S-1807-R35	Roof, Square Pyramid (Shingled)	1
S-1918-4	Climber, Banister 42-48in	1
HS-1100-2	Deck to Deck Hardware	3