

# R35E9F53A TOP VIEW

ADA ACCESSIBILITY GUIDELINE - ADAAG CONFORMANCE

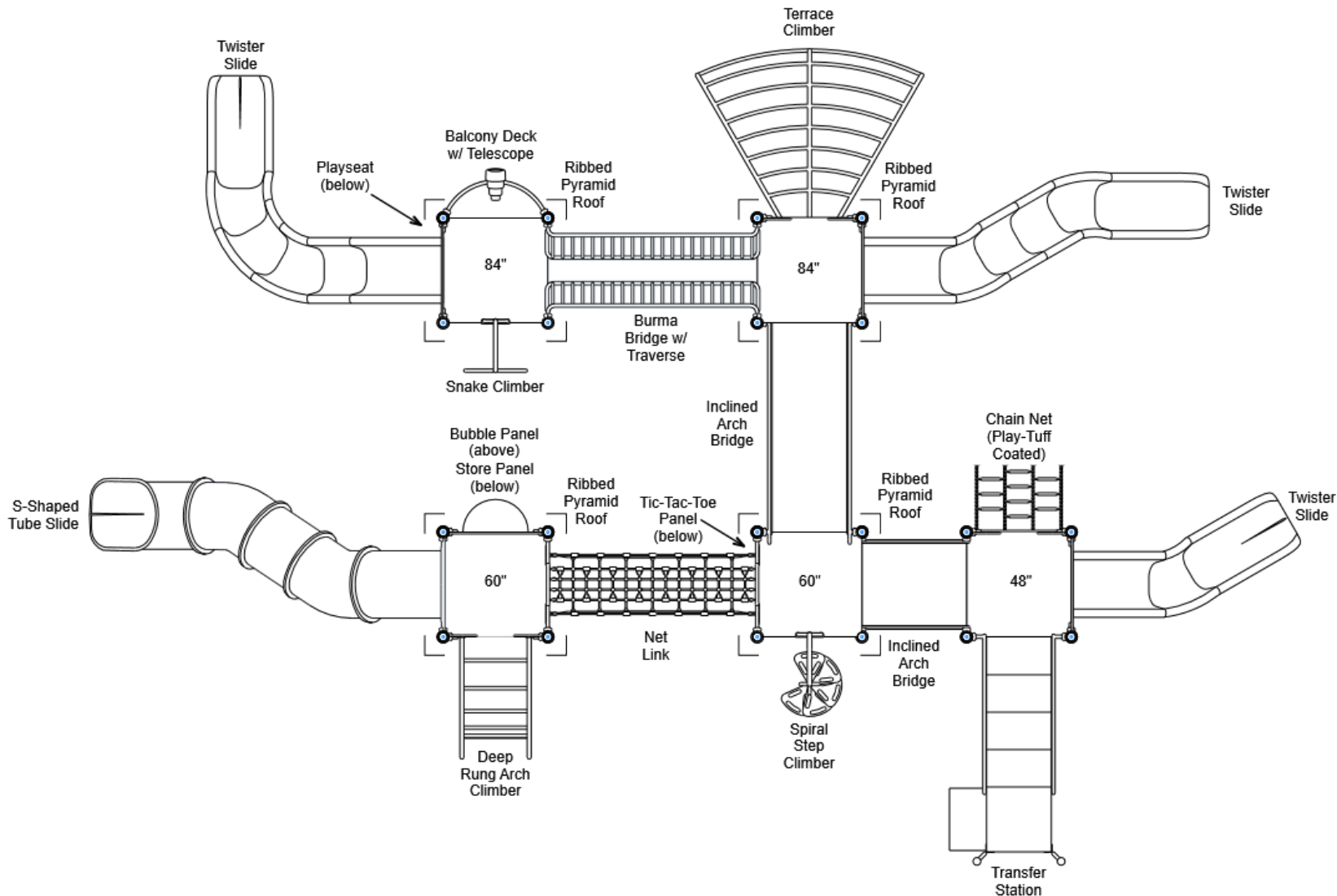
| ELEVATED | ACCESSIBLE | RAMP ACCESSIBLE | GROUND | TYPES |
|----------|------------|-----------------|--------|-------|
| 12       | 12/6       | 0               | 4/4    | 3/3   |



## GENERAL NOTES:

This conceptual plan is based on information provided prior to construction. Detailed site information, including the following, should be obtained, evaluated, and utilized in the final project design. Exact site dimensions, topography, existing utilities, soil conditions and drainage solutions.

WARNING: Accessible safety surfacing material is required beneath and around this equipment that has a critical height value (Fall Height) appropriate for the highest accessible part of this equipment. Refer to the CPSC'S Handbook For Public Playground Safety, Section 4: Surfacing.



STRUCTURE#: R35E9F53A

PROJECT#: R35E9F53A

DATE: 4/7/2020 | DRAWN BY:

MIN. USE ZONE: 53' x 40'

PLAYCRAFT REP:

Playcraft Direct, Inc.



# R35E9F53A SITE PLAN

ADA ACCESSIBILITY GUIDELINE - ADAAG CONFORMANCE

| ELEVATED | ACCESSIBLE | RAMP ACCESSIBLE | GROUND | TYPES |
|----------|------------|-----------------|--------|-------|
| 12       | 12/6       | 0               | 4/4    | 3/3   |

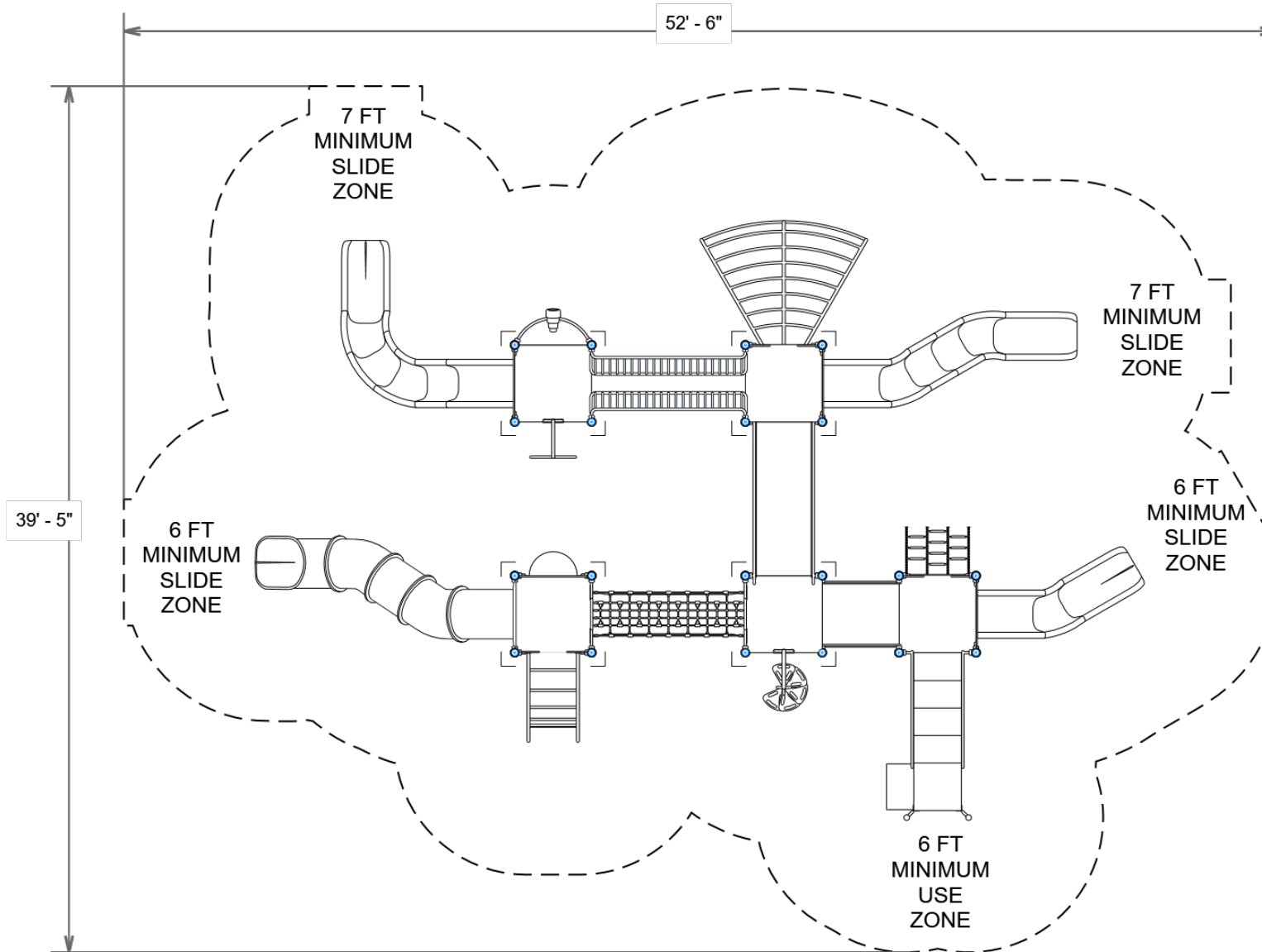


## GENERAL NOTES:

This Preliminary Site Plan is based on measurements that were provided in the initial planning phase. All dimensions must be verified prior to the submission of a purchase order. Playcraft Systems will not be held responsible for any discrepancies between actual dimensions and dimensions submitted in the planning phase.

The Minimum Use Zone for a play structure is based on the product design at the time of proposal. Components and structure designs may be subject to change which may affect dimensions. Therefore, before preparing the site, we strongly recommend obtaining final drawings from the factory (available after the order is placed and included in the Assembly Manual).

**WARNING:** Accessible safety surfacing material is required beneath and around this equipment that has a critical height value (Fall Height) appropriate for the highest accessible part of this equipment. Refer to the CPSC's Handbook For Public Playground Safety, Section 4: Surfacing.



PROJECT#: R35E9F53A

DATE: 4/7/2020 | DRAWN BY:

MIN. USE ZONE: 53' x 40'

PLAYCRAFT REP:

Playcraft Direct, Inc.



**R35E9F53A**  
**SW VIEW**

**R35**

FOR KIDS  
AGES  
5-12



STRUCTURE#: R35E9F53A

PROJECT#: R35E9F53A


DATE: 4/7/2020 | DRAWN BY:



**R35E9F53A**  
**NE VIEW**

**R35**

FOR KIDS  
AGES  
5-12



STRUCTURE#: R35E9F53A

PROJECT#: R35E9F53A

DATE: 4/7/2020 | DRAWN BY:





## Bill of Materials

R35E9F53A

Project# R35E9F53A

4/7/2020

| Item            | Description                        | Quantity |
|-----------------|------------------------------------|----------|
| R35E9F53A       |                                    |          |
| HS-1004-R35     | Collars                            | 58       |
| GG-8135         | Dome Cap, R3.5                     | 4        |
| S-1011-R35-11ft | Post, 11ft R3.5                    | 4        |
| S-1015-R35-15ft | Post, 15ft R3.5                    | 8        |
| S-1017-R35-17ft | Post, 17ft R3.5                    | 8        |
| S-1101-R35      | Square Deck                        | 5        |
| S-1109-R35-T    | Balcony Deck w/ Telescope          | 1        |
| S-1209-36-R35   | Transfer Station, 48in-L           | 1        |
| S-1219-5        | Climber, Deep Rung Arch 54-60in    | 1        |
| S-1221-4        | Climber, Chain Net 42-48in         | 1        |
| S-1222-7R35     | Climber, Snake 78-84in             | 1        |
| S-1234-5R35     | Climber, Spiral Step 54-60in       | 1        |
| S-1240-7        | Climber, Terrace 78-84in           | 1        |
| S-1309-2-R35    | Half Walls (Pair) R35              | 3        |
| S-1316-R35      | Twister Entry Panel                | 3        |
| S-1509-84TR35   | Bridge, Burma w/ Traverse (84in)   | 1        |
| S-1514-84R35    | Bridge, Inclined Arch (84in)       | 1        |
| S-1514-R35      | Bridge, Inclined Arch              | 1        |
| S-1521-R35      | Link, Net (84in)                   | 1        |
| S-1602-R35      | Bubble Panel                       | 1        |
| S-1615-R35G     | Store Panel                        | 1        |
| S-1616-R35G     | Tic-Tac-Toe Panel                  | 1        |
| S-1707-5S-R35   | Slide, Tube 60in (S-Shaped, Right) | 1        |
| S-1710-4-L      | Slide, Twister 48in (L)            | 1        |
| S-1710-7-LSSR   | Slide, Twister 84in (L-S-S-R)      | 1        |



## Bill of Materials (continued)

| Item          | Description                   | Quantity |
|---------------|-------------------------------|----------|
| S-1710-7-SRRR | Slide, Twister 84in (S-R-R-R) | 1        |
| S-1802-R35    | Roof, Square Pyramid (Ribbed) | 4        |
| S-1962-R35    | Playseat (Double Post)        | 1        |
| HS-1007-R35   | Extra Hardware                | 2        |