

R35C74F5A TOP VIEW

ADA ACCESSIBILITY GUIDELINES - ADAAG CONFORMANCE

ELEVATED	ACCESSIBLE	RAMP ACCESSIBLE	GROUND	TYPES
11	7/6	0/0	4/4	3/3
CHILD CAPACITY	101	MAX FALL HEIGHT	96	

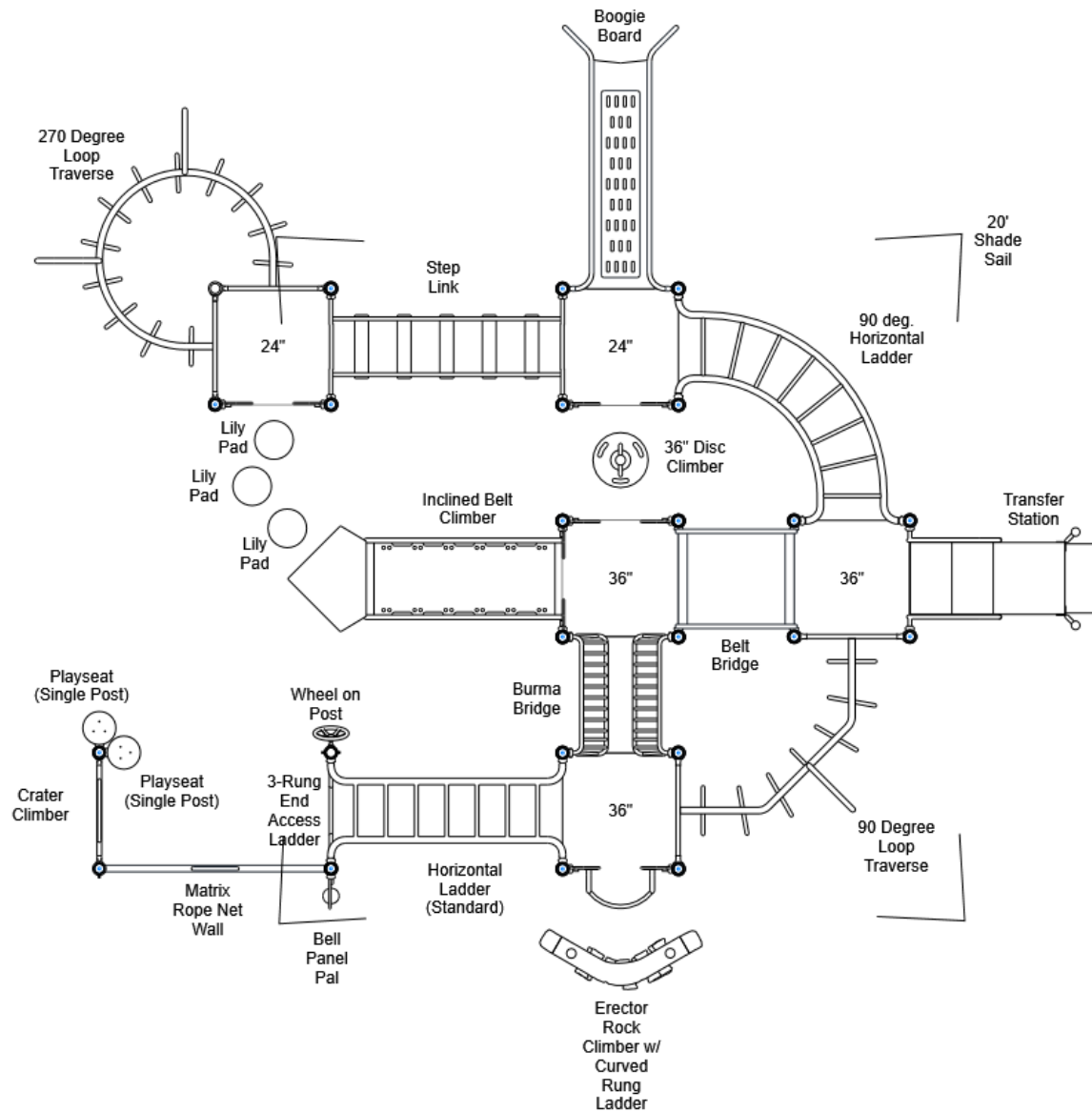
R35

FOR KIDS
AGES
5-12

GENERAL NOTES

This conceptual plan is based on information provided prior to construction. Detailed site information, including the following, should be obtained, evaluated, and utilized in the final project design. Exact site dimensions, topography, existing utilities, soil conditions and drainage solutions.

WARNING: Accessible safety surfacing material is required beneath and around this equipment that has a critical height value (Fall Height) appropriate for the highest accessible part of this equipment. Refer to the CPSC'S Handbook For Public Playground Safety, Section 4: Surfacing.



STRUCTURE # R35C74F5A
PROJECT # R35C74F5A
DATE 8/31/2023

Playcraft Direct, Inc.

MIN. USE ZONE 45' x 42' (13.525m x 12.526m)

R35C74F5A
SITE PLAN

ADA ACCESSIBILITY GUIDELINES - ADAAG CONFORMANCE

ELEVATED	ACCESSIBLE	RAMP ACCESSIBLE	GROUND	TYPES
11	7/6	0/0	4/4	3/3

R35

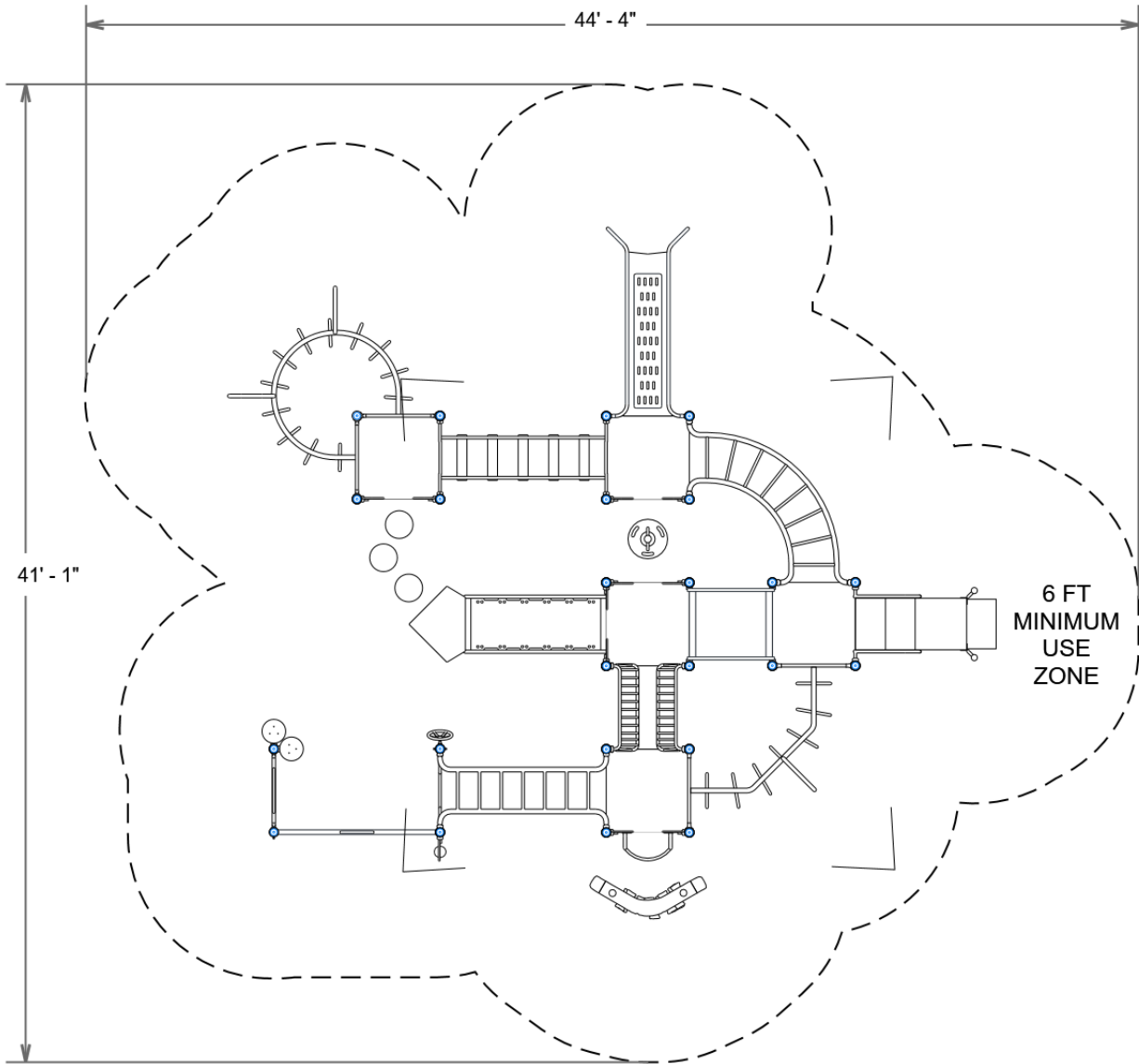
FOR KIDS
AGES
5-12

GENERAL NOTES

This Preliminary Site Plan is based on measurements that were provided in the initial planning phase. All dimensions must be verified prior to the submission of a purchase order. Playcraft Systems will not be held responsible for any discrepancies between actual dimensions and dimensions submitted in the planning phase.

The Minimum Use Zone for a play structure is based on the product design at the time of proposal. Components and structure designs may be subject to change which may affect dimensions. Therefore, before preparing the site, we strongly recommend obtaining final drawings from the factory (available after the order is placed and included in the Assembly Manual).

WARNING: Accessible safety surfacing material is required beneath and around this equipment that has a critical height value (Fall Height) appropriate for the highest accessible part of this equipment. Refer to the CPSC'S Handbook For Public Playground Safety, Section 4: Surfacing.



R35C74F5A
SW VIEW

R35

FOR KIDS
AGES
5-12

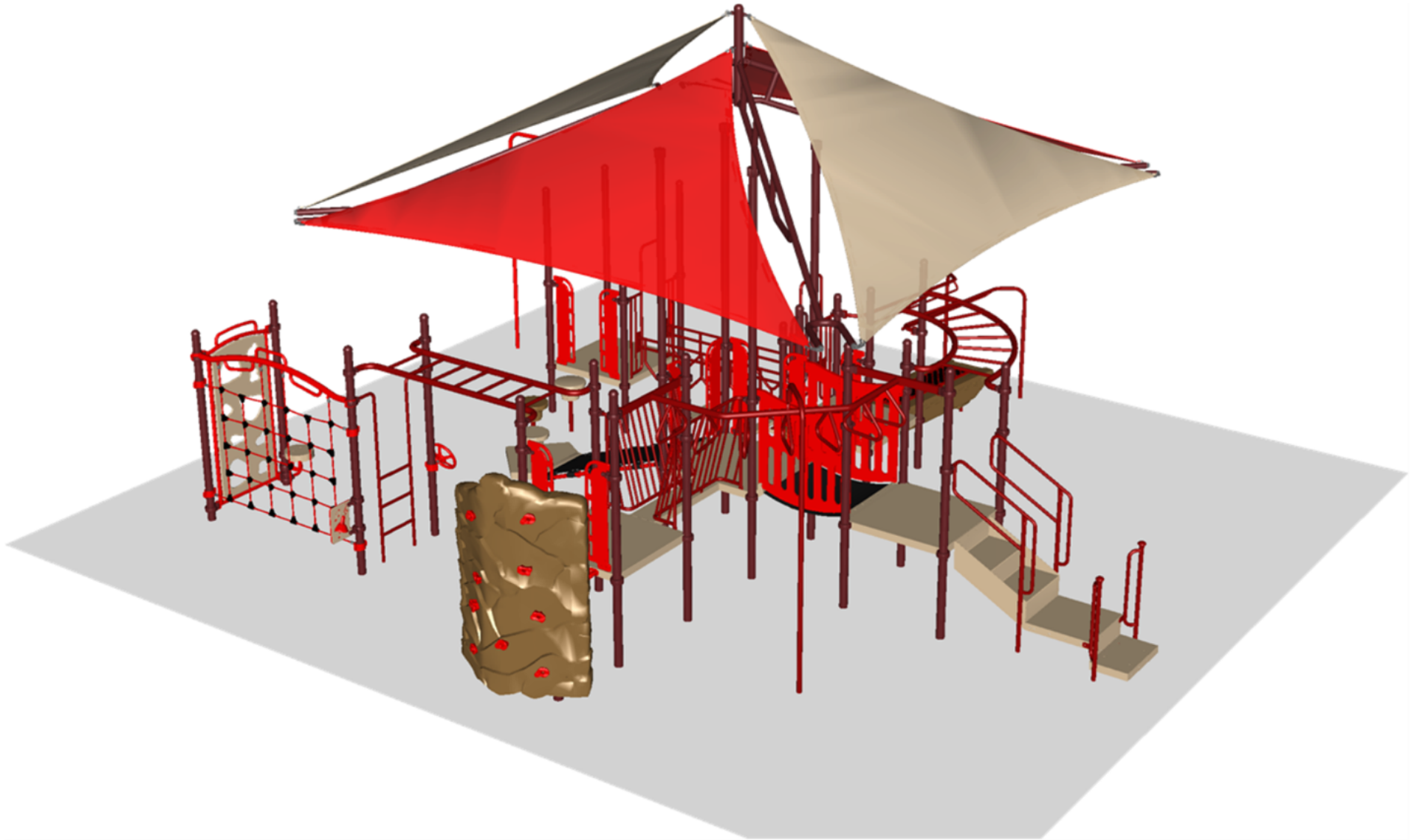


STRUCTURE # R35C74F5A
PROJECT # R35C74F5A
DATE 8/31/2023

R35C74F5A
SE VIEW

R35

FOR KIDS
AGES
5-12



STRUCTURE # R35C74F5A
PROJECT # R35C74F5A
DATE 8/31/2023

R35C74F5A
NE VIEW

R35

FOR KIDS
AGES
5-12



STRUCTURE # R35C74F5A
PROJECT # R35C74F5A
DATE 8/31/2023

R35C74F5A
NW VIEW

R35

FOR KIDS
AGES
5-12



STRUCTURE # R35C74F5A
PROJECT # R35C74F5A
DATE 8/31/2023

R35C74F5A

Project # R35C74F5A

Date 8/31/2023

Item / Part Number	Description	Qty
[R35C74F5A]		
HS-1004-R35	Collars	66
GG-8135	Dome Cap, R3.5	20
S-1009-R35-09ft	Post, 09ft R3.5	3
S-1010-R35-10ft	Post, 10ft R3.5	2
S-1011-R35-11ft	Post, 11ft R3.5	8
S-1012-R35-12ft	Post, 12ft R3.5	7
S-1017-R35-17ft	Post, 17ft R3.5	4
S-1101-R35	Square Deck	5
S-12091-3	Climber, Inc. Belt 36in (Dual Access)	1
S-1209-24-R35	Transfer Station, 36in-C	1
S-1233-3-HW	Climber, Disc 30-36in (w/ HW)	1
S-1236-3-1282-3	Climber, Erector Rock Climber 36in	1
S-1259-R35	Climber, Crater	1
S-1283-R35	Climber, Matrix Rope Net Wall	1
S-1309-2-R35	Half Walls (Pair) R35	5
S-1403-R35	End Access Ladder (3-Rung)	1
S-1406-84R35	Traverse, Horizontal Ladder (7-Rung)	1
S-1411-90R35	Traverse, Loop (90 Degree)	1
S-1414	Lily Pad Step 12-18in	2
S-1414-30	Lily Pad Step 24in	1
S-1426-270R35	Traverse, Loop (Round, 270 Degree)	1
S-1429-R35	Traverse, Horizontal Ladder (90 deg)	1
S-1504-R35	Bridge, Belt (42in)	1
S-1509-42R35	Bridge, Burma (42in)	1
S-1512-R35	Link, Step 84in	1
S-1661-R35	Panel Pal, Bell	1
S-18027-R3520	Shade Sail, 20ft	1
S-1812-R35	Driver Wheel (Post Mounted)	1
S-1941-R35	Boogie Board	1
S-1963-R35	Playseat (Single Post)	2