

R35B9948A

TOP VIEW

ADA ACCESSIBILITY GUIDELINE - ADAAG CONFORMANCE

ELEVATED	ACCESSIBLE	RAMP ACCESSIBLE	GROUND	TYPES
8	8/4	0	3/3	3/3

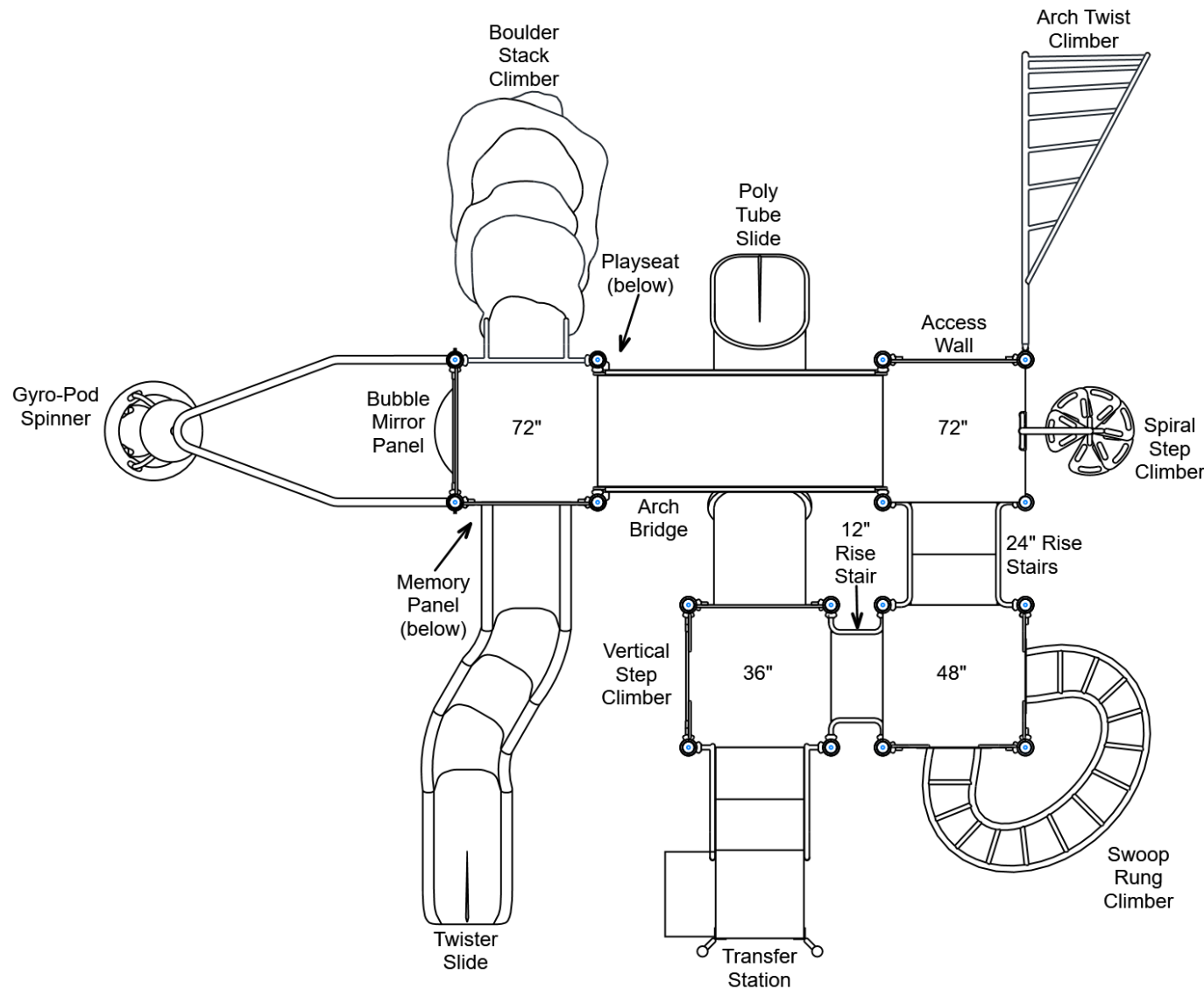
R35

FOR KIDS
 AGES
 5-12

GENERAL NOTES:

This conceptual plan is based on information provided prior to construction. Detailed site information, including the following, should be obtained, evaluated, and utilized in the final project design. Exact site dimensions, topography, existing utilities, soil conditions and drainage solutions.

WARNING: Accessible safety surfacing material is required beneath and around this equipment that has a critical height value (Fall Height) appropriate for the highest accessible part of this equipment. Refer to the CPSC'S Handbook For Public Playground Safety, Section 4: Surfacing.



STRUCTURE#: R35B9948A

PROJECT#: R35B9948A

DATE: 4/9/2020 | DRAWN BY:

MIN. USE ZONE: 38' x 35'

PLAYCRAFT REP:

Playcraft Direct, Inc.



R35B9948A SITE PLAN

ADA ACCESSIBILITY GUIDELINE - ADAAG CONFORMANCE

ELEVATED	ACCESSIBLE	RAMP ACCESSIBLE	GROUND	TYPES
8	8/4	0	3/3	3/3

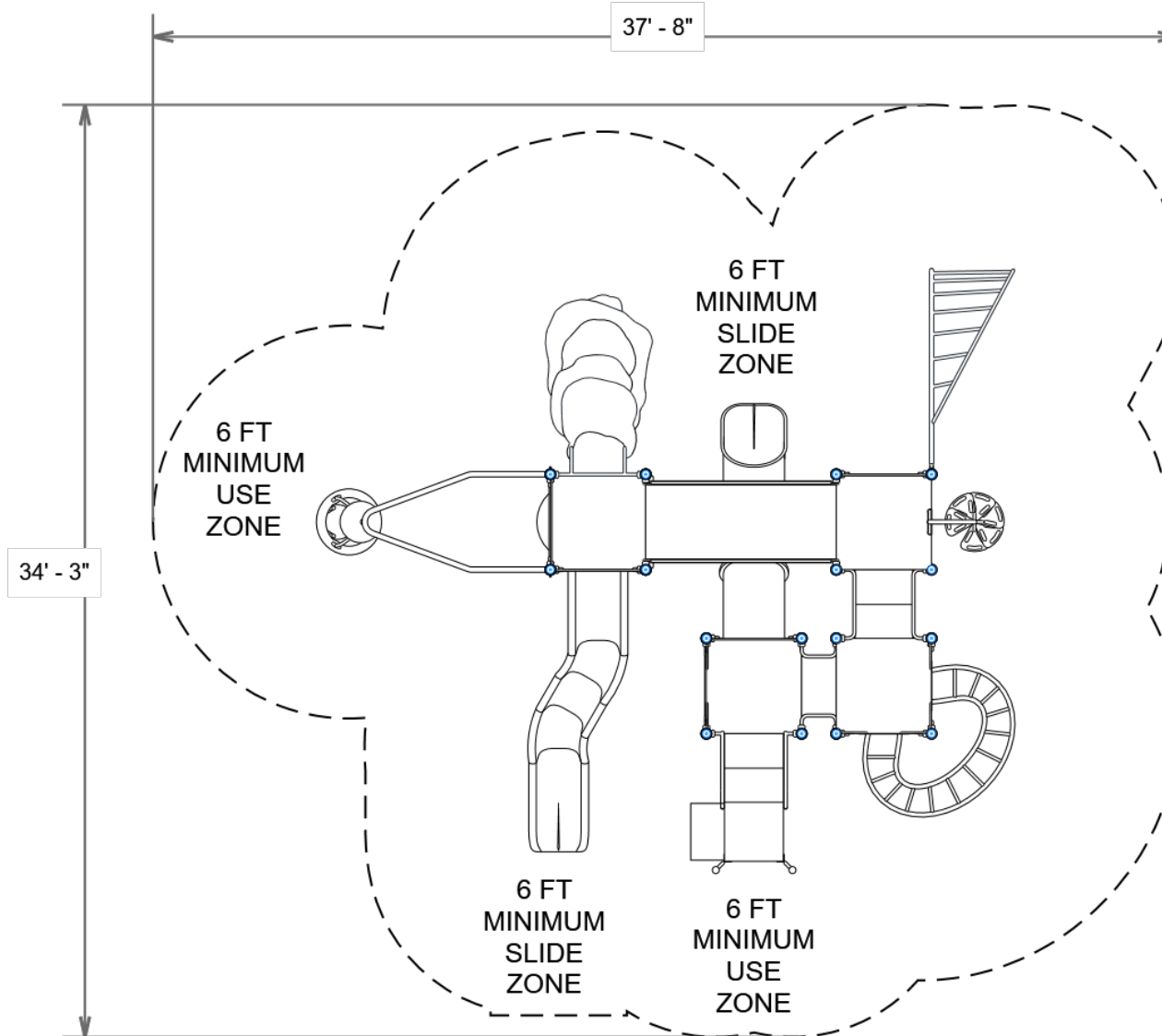


GENERAL NOTES:

This Preliminary Site Plan is based on measurements that were provided in the initial planning phase. All dimensions must be verified prior to the submission of a purchase order. Playcraft Systems will not be held responsible for any discrepancies between actual dimensions and dimensions submitted in the planning phase.

The Minimum Use Zone for a play structure is based on the product design at the time of proposal. Components and structure designs may be subject to change which may affect dimensions. Therefore, before preparing the site, we strongly recommend obtaining final drawings from the factory (available after the order is placed and included in the Assembly Manual).

WARNING: Accessible safety surfacing material is required beneath and around this equipment that has a critical height value (Fall Height) appropriate for the highest accessible part of this equipment. Refer to the CPSC's Handbook For Public Playground Safety, Section 4: Surfacing.



PROJECT#: R35B9948A

DATE: 4/9/2020 | DRAWN BY:

MIN. USE ZONE: 38' x 35'

PLAYCRAFT REP:


Playcraft Direct, Inc.



R35B9948A
SW VIEW

R35

FOR KIDS
AGES
5-12



STRUCTURE#: R35B9948A

PROJECT#: R35B9948A

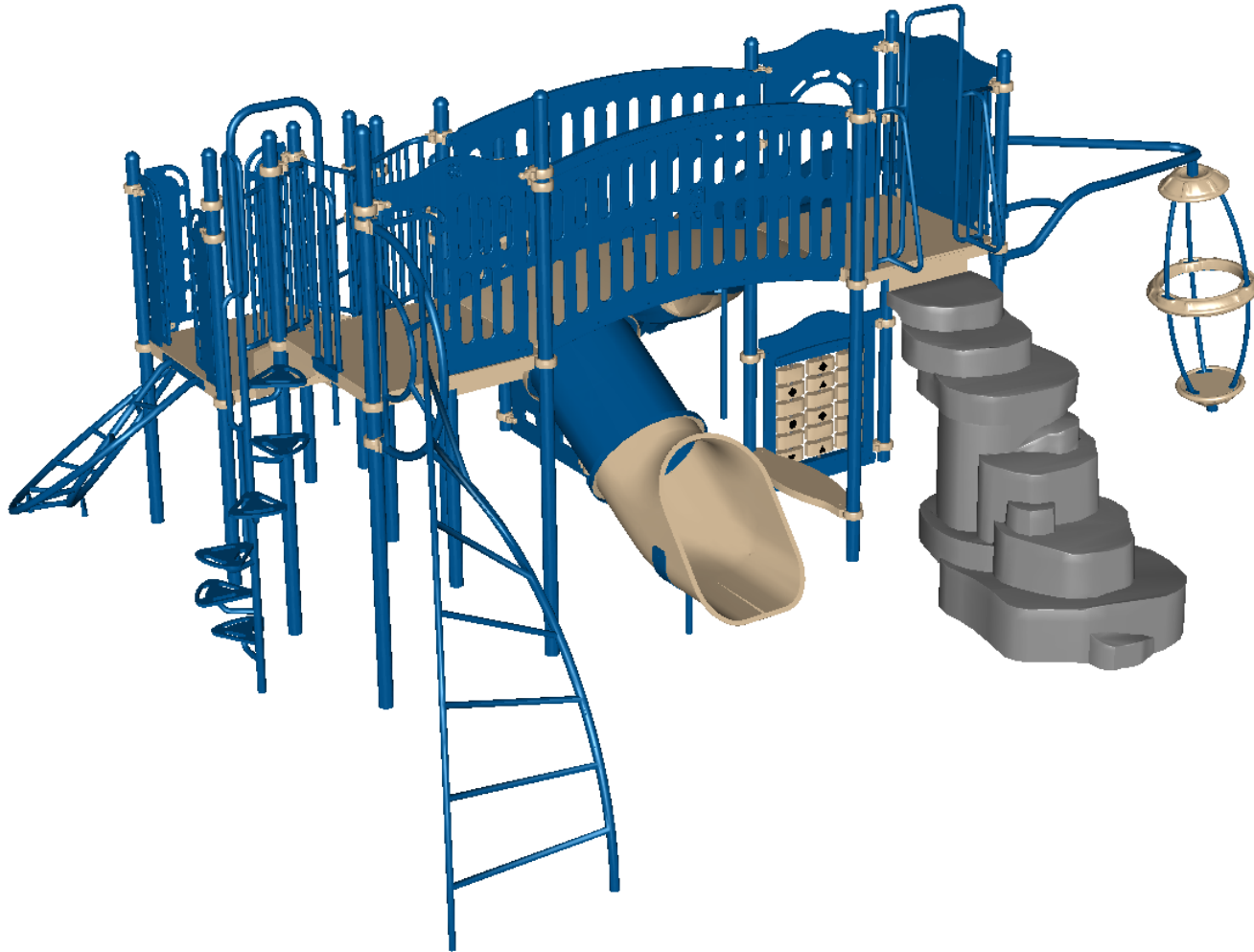
DATE: 4/9/2020 | DRAWN BY:

PLAYCRAFT
SYSTEMS

R35B9948A
NE VIEW

R35

FOR KIDS
AGES
5-12



STRUCTURE#: R35B9948A

PROJECT#: R35B9948A

DATE: 4/9/2020 | DRAWN BY:

PLAYCRAFT
SYSTEMS



Bill of Materials

R35B9948A

Project# R35B9948A

4/9/2020

Item	Description	Quantity
R35B9948A		
HS-1004-R35	Collars	52
GG-8135	Dome Cap, R3.5	16
S-1010-R35-10ft	Post, 10ft R3.5	2
S-1011-R35-11ft	Post, 11ft R3.5	4
S-1012-R35-12ft	Post, 12ft R3.5	2
S-1013-R35-13ft	Post, 13ft R3.5	6
S-1014-R35-14ft	Post, 14ft R3.5	2
S-1101-R35	Square Deck	4
S-1206-12R35	ADA Stairs, 12in Rise w/ Walls	1
S-1206-24R35	ADA Stairs, 24in Rise w/ Walls	1
S-1209-24-R35	Transfer Station, 36in-L	1
S-1212-3R35	Climber, Vertical Step 30-36in	1
S-1234-6R35	Climber, Spiral Step 66-72in	1
S-1280-4R35	Climber, Swoop Rung 42-48in	1
S-1281-L-6R35	Climber, Arch Twist 72in (Left)	1
S-1290-D2-D3F-R35	Climber, Boulder Stack 72in (w/ Filler)	1
S-1314-R35L	Access Wall (Left)	1
S-1316-R35	Twister Entry Panel	1
S-1502-R35	Bridge, Arch (84in)	1
S-1603-R35	Bubble Mirror Panel	1
S-1608-R35I	Memory Panel	1
S-1707-3R35	Slide, Tube 30-36in	1
S-1710-6-RSL	Slide, Twister 72in (R-S-L)	1
S-1962-R35	Playseat (Double Post)	1
S-1974-R35	Gyro-Pod Spinner	1



Bill of Materials (continued)

Item	Description	Quantity
HS-1007-R35	Extra Hardware	2