

R35AA23EA

TOP VIEW

ADA ACCESSIBILITY GUIDELINE - ADAAG CONFORMANCE

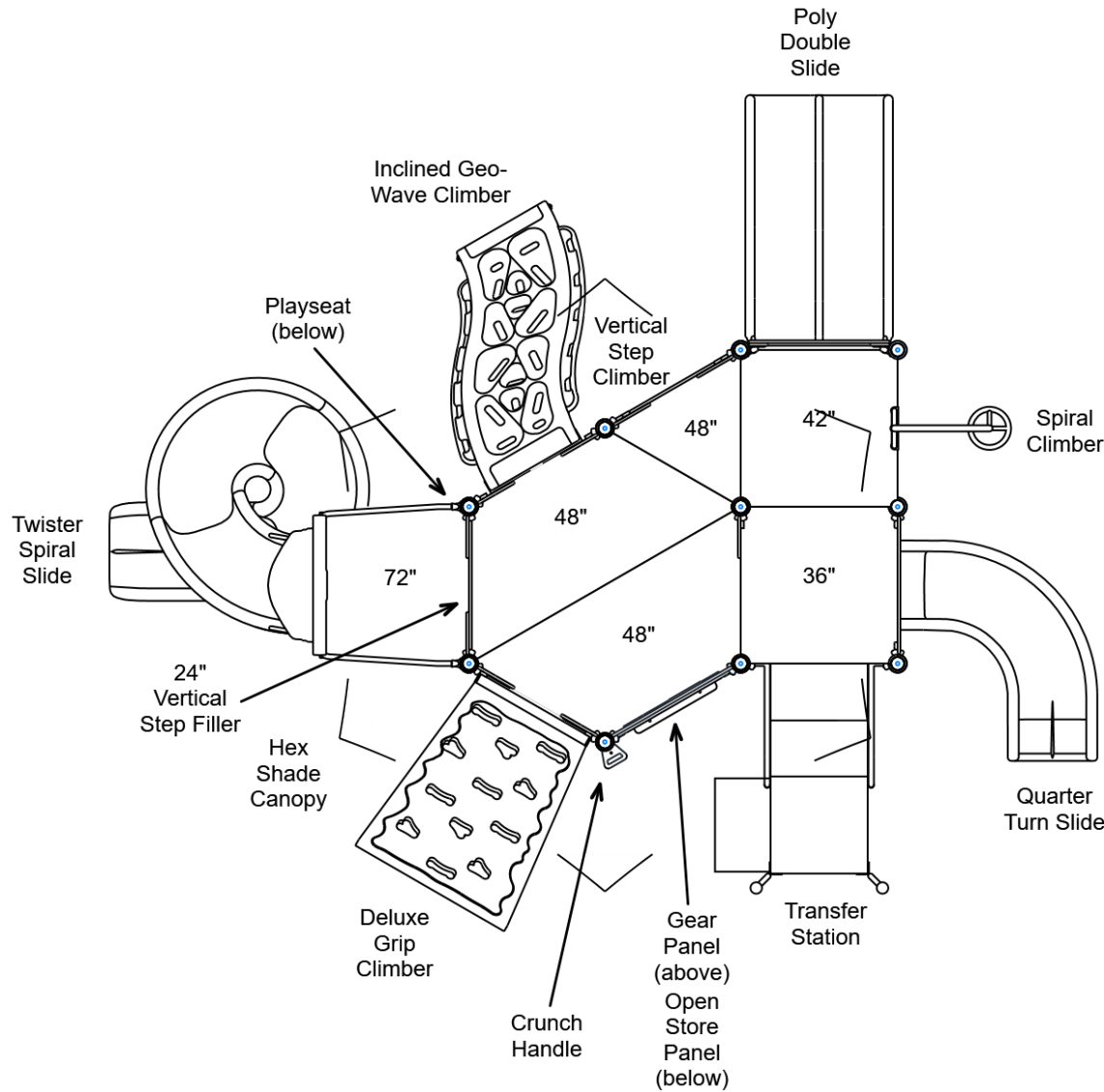
| ELEVATED | ACCESSIBLE | RAMP ACCESSIBLE | GROUND | TYPES |
|----------|------------|-----------------|--------|-------|
| 8 | 7/4 | 0 | 3/3 | 3/3 |



GENERAL NOTES:

This conceptual plan is based on information provided prior to construction. Detailed site information, including the following, should be obtained, evaluated, and utilized in the final project design. Exact site dimensions, topography, existing utilities, soil conditions and drainage solutions.

WARNING: Accessible safety surfacing material is required beneath and around this equipment that has a critical height value (Fall Height) appropriate for the highest accessible part of this equipment. Refer to the CPSC'S Handbook For Public Playground Safety, Section 4: Surfacing.



STRUCTURE#: R35AA23EA

PROJECT#: R35AA23EA

DATE: 7/12/2021 | DRAWN BY: Derick

MIN. USE ZONE: 35' x 31'

PLAYCRAFT REP:

Playcraft Direct, Inc.



R35AA23EA SITE PLAN

ADA ACCESSIBILITY GUIDELINE - ADAAG CONFORMANCE

| ELEVATED | ACCESSIBLE | RAMP ACCESSIBLE | GROUND | TYPES |
|----------|------------|-----------------|--------|-------|
| 8 | 7/4 | 0 | 3/3 | 3/3 |

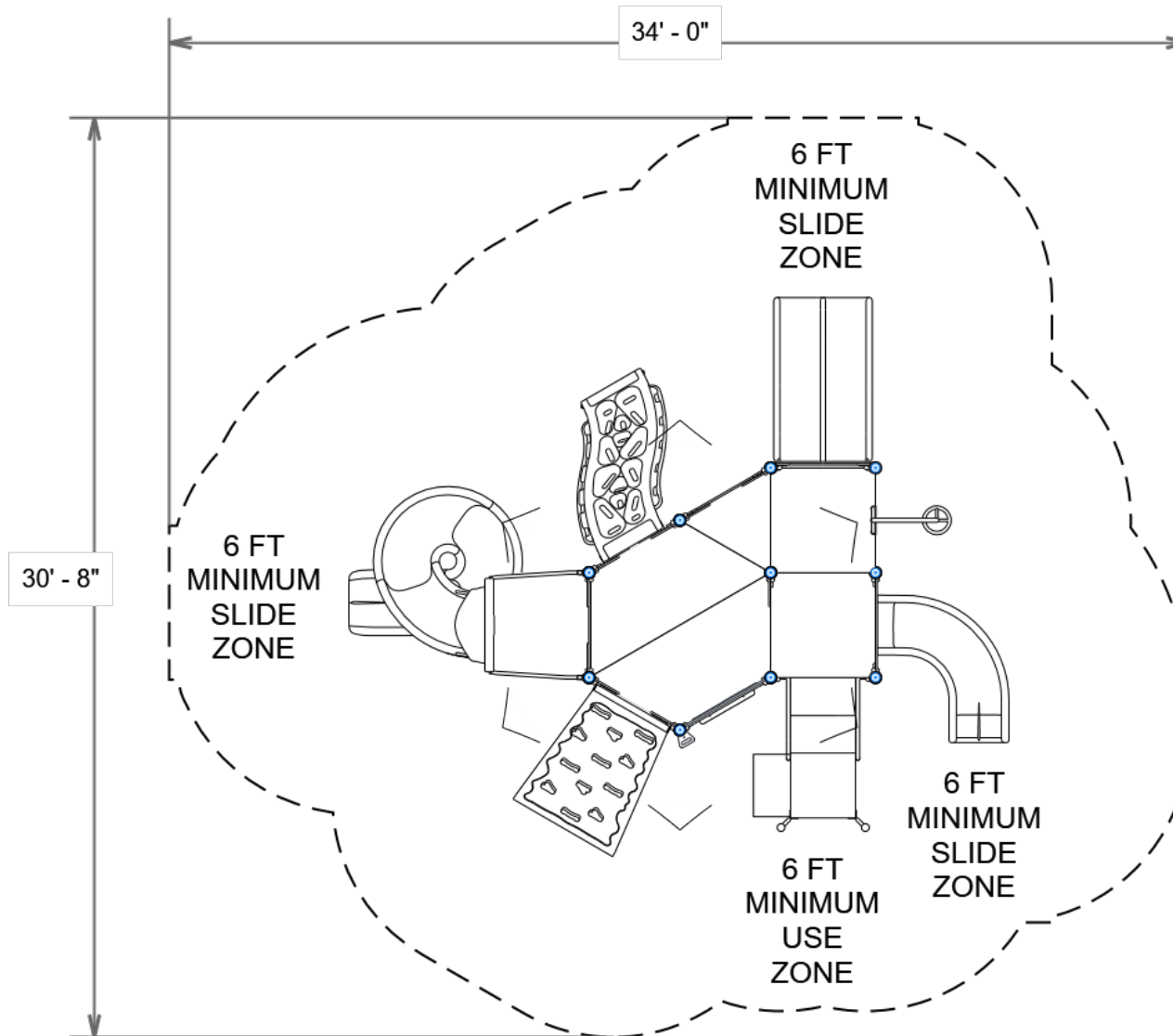


GENERAL NOTES:

This Preliminary Site Plan is based on measurements that were provided in the initial planning phase. All dimensions must be verified prior to the submission of a purchase order. Playcraft Systems will not be held responsible for any discrepancies between actual dimensions and dimensions submitted in the planning phase.

The Minimum Use Zone for a play structure is based on the product design at the time of proposal. Components and structure designs may be subject to change which may affect dimensions. Therefore, before preparing the site, we strongly recommend obtaining final drawings from the factory (available after the order is placed and included in the Assembly Manual).

WARNING: Accessible safety surfacing material is required beneath and around this equipment that has a critical height value (Fall Height) appropriate for the highest accessible part of this equipment. Refer to the CPSC's Handbook For Public Playground Safety, Section 4: Surfacing.



PROJECT#: R35AA23EA

DATE: 7/12/2021 | DRAWN BY: Derick

MIN. USE ZONE: 34' x 31'

PLAYCRAFT REP:

Playcraft Direct, Inc.



R35AA23EA
SW VIEW



FOR KIDS
AGES
2-5




STRUCTURE#: R35AA23EA
PROJECT#: R35AA23EA
DATE: 7/12/2021 | DRAWN BY: Derick



R35AA23EA
NE VIEW

R35

FOR KIDS
AGES
2-5



STRUCTURE#: R35AA23EA

PROJECT#: R35AA23EA

DATE: 7/12/2021 | DRAWN BY: Derick

PLAYCRAFT
SYSTEMS



Bill of Materials

R35AA23EA

Project# R35AA23EA

7/12/2021

| Item | Description | Quantity |
|-----------------|--|----------|
| R35AA23EA | | |
| HS-1004-R35 | Collars | 43 |
| GG-8135 | Dome Cap, R3.5 | 4 |
| S-1010-R35-10ft | Post, 10ft R3.5 | 1 |
| S-1011-R35-11ft | Post, 11ft R3.5 | 3 |
| S-1017-R35-17ft | Post, 17ft R3.5 | 6 |
| S-1101-R35 | Square Deck | 2 |
| S-1102-R35 | Tri-Deck | 1 |
| S-1106-R35 | Hex Deck, Half (4 Post) | 2 |
| S-1110-R | Filler, 12in | 1 |
| S-1209-24-R35 | Transfer Station, 36in-L | 1 |
| S-1211-R35 | Filler, Half-Walls Included (24in) | 1 |
| S-1212-4R35 | Climber, Vertical Step 42-48in | 1 |
| S-1216-DLX | Climber, Deluxe Grip 42-48in | 1 |
| S-1223-4R35 | Climber, Spiral 42-48in | 1 |
| S-1249-DGH | Climber, Inc. Geo-Wave 42-48in (H, DTG, R) | 1 |
| S-1304-R35 | Single Slide SitDown Wall | 1 |
| S-1309-2-R35 | Half Walls (Pair) R35 | 2 |
| S-1309-R35-R | Half Walls (Single, Right) | 1 |
| S-1644-R35 | Gear Panel | 1 |
| S-1645-R35G | Store Panel (Open) | 1 |
| S-1702-3R35_42 | Slide, Double 42in | 1 |
| S-1705-3 | Slide, Quarter Turn 36in | 1 |
| S-1706-S6R-R35 | Slide, Twister Spiral 72 (R) | 1 |
| S-18026-R35 | Shade Canopy, Hex | 1 |
| S-1937-R35 | Crunch Handle | 1 |



Bill of Materials (continued)

| Item | Description | Quantity |
|------------|------------------------|----------|
| S-1962-R35 | Playseat (Double Post) | 1 |
| HS-1100-2 | Deck to Deck Hardware | 3 |