

# R35A94FEA

## TOP VIEW

ADA ACCESSIBILITY GUIDELINE - ADAAG CONFORMANCE

ELEVATED	ACCESSIBLE	RAMP ACCESSIBLE	GROUND	TYPES
7	7/4	0	3/2	2/2

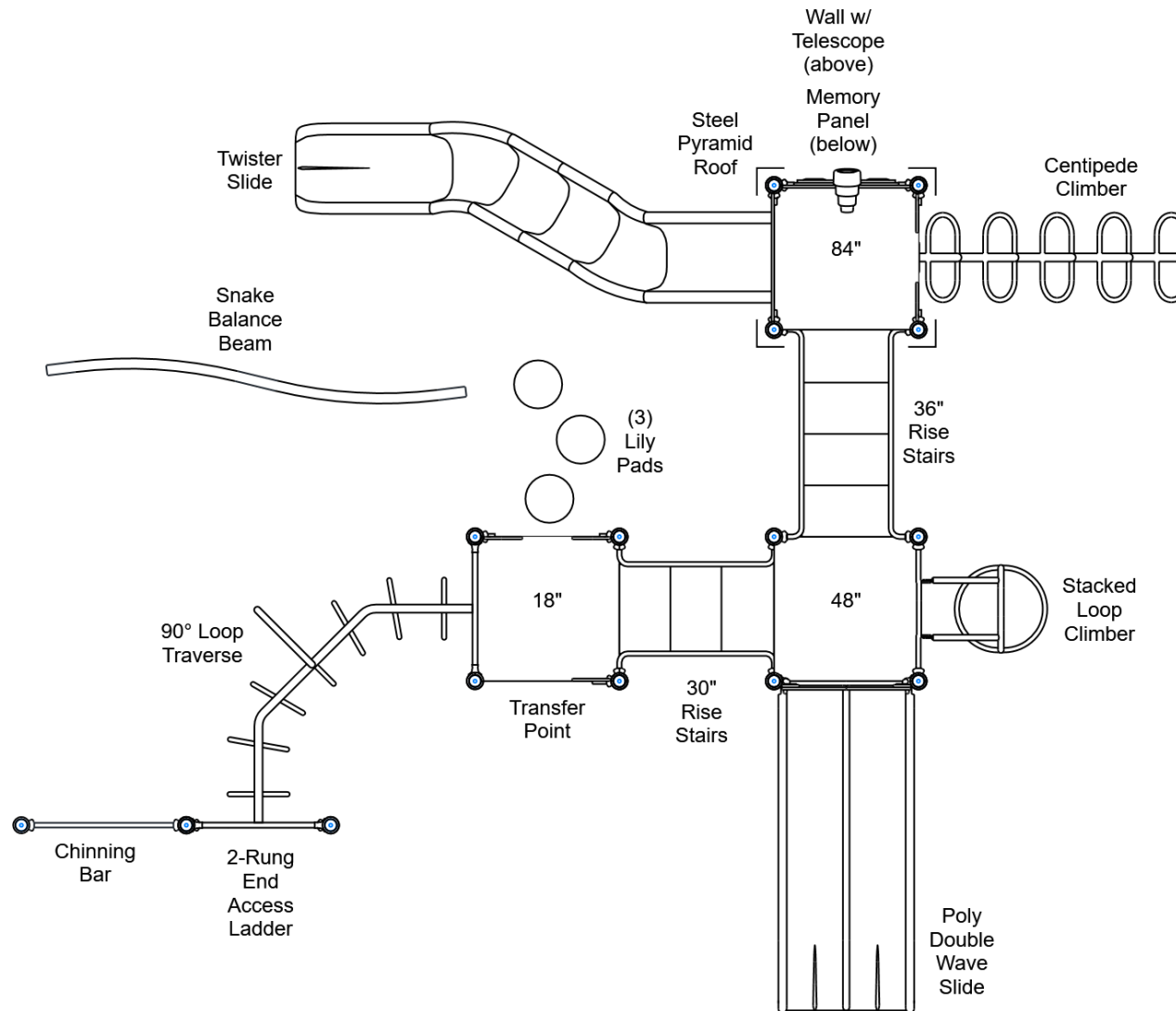
R35

FOR KIDS  
AGES  
5-12

### GENERAL NOTES:

This conceptual plan is based on information provided prior to construction. Detailed site information, including the following, should be obtained, evaluated, and utilized in the final project design. Exact site dimensions, topography, existing utilities, soil conditions and drainage solutions.

WARNING: Accessible safety surfacing material is required beneath and around this equipment that has a critical height value (Fall Height) appropriate for the highest accessible part of this equipment. Refer to the CPSC'S Handbook For Public Playground Safety, Section 4: Surfacing.



STRUCTURE#: R35A94FEA

PROJECT#: R35A94FEA

DATE: 4/22/2020 | DRAWN BY: Alyssa

MIN. USE ZONE: 41' x 34'

PLAYCRAFT REP:

**Playcraft Direct, Inc.**

# R35A94FEA SITE PLAN

ADA ACCESSIBILITY GUIDELINE - ADAAG CONFORMANCE

ELEVATED	ACCESSIBLE	RAMP ACCESSIBLE	GROUND	TYPES
7	7/4	0	3/2	2/2

R35

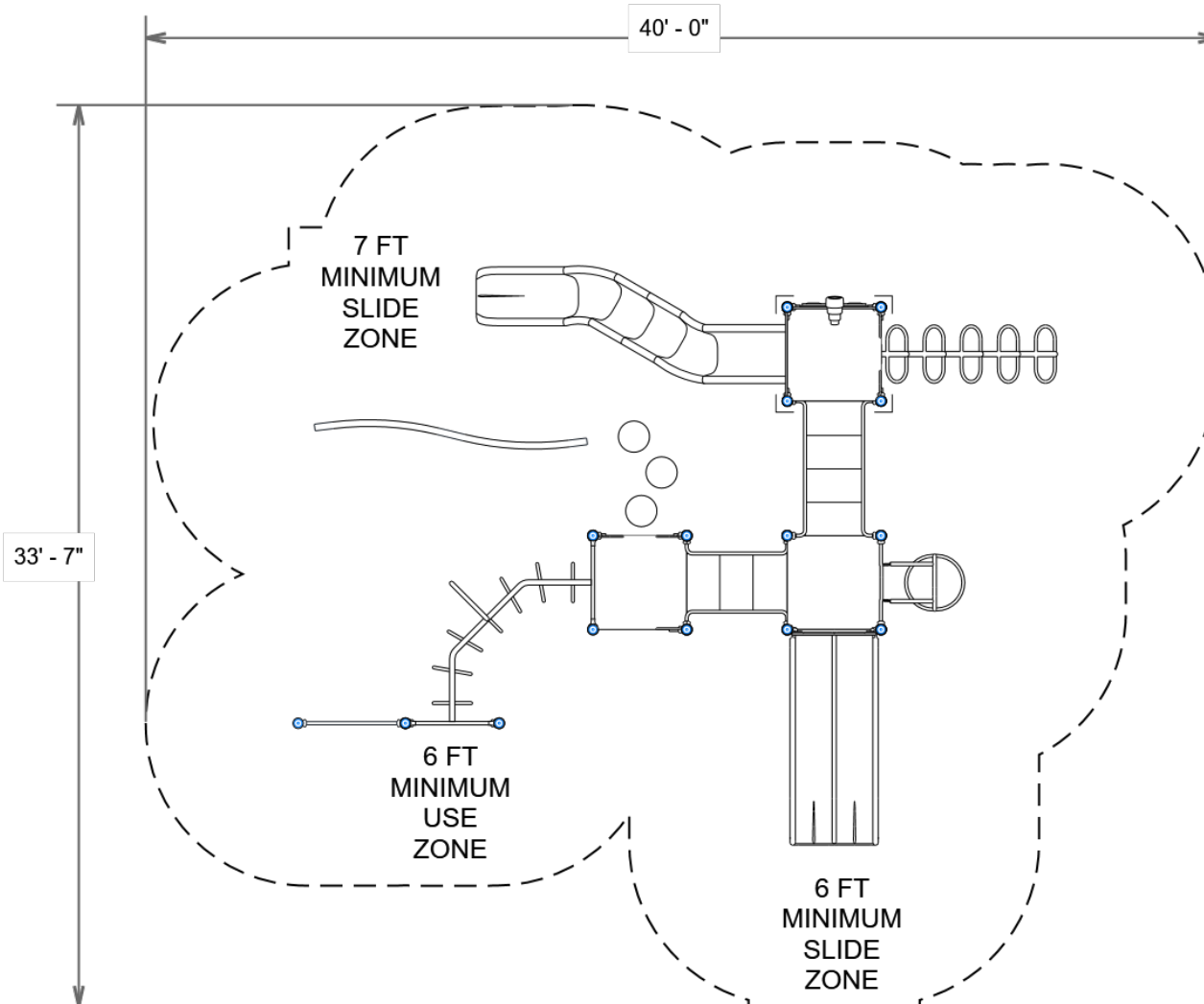
FOR KIDS  
AGES  
5-12

## GENERAL NOTES:

This Preliminary Site Plan is based on measurements that were provided in the initial planning phase. All dimensions must be verified prior to the submission of a purchase order. Playcraft Systems will not be held responsible for any discrepancies between actual dimensions and dimensions submitted in the planning phase.

The Minimum Use Zone for a play structure is based on the product design at the time of proposal. Components and structure designs may be subject to change which may affect dimensions. Therefore, before preparing the site, we strongly recommend obtaining final drawings from the factory (available after the order is placed and included in the Assembly Manual).

**WARNING:** Accessible safety surfacing material is required beneath and around this equipment that has a critical height value (Fall Height) appropriate for the highest accessible part of this equipment. Refer to the CPSC'S Handbook For Public Playground Safety, Section 4: Surfacing.



PROJECT#: R35A94FEA

DATE: 4/22/2020 | DRAWN BY: Alyssa

MIN. USE ZONE: 40' x 34'

PLAYCRAFT REP:

**Playcraft Direct, Inc.**

**R35A94FEA**  
**SW VIEW**

**R35**

FOR KIDS  
AGES  
5-12



STRUCTURE#: R35A94FEA


PROJECT#: R35A94FEA

DATE: 4/22/2020 | DRAWN BY: Alyssa

**R35A94FEA**  
**NE VIEW**

**R35**

FOR KIDS  
AGES  
5-12



STRUCTURE#: R35A94FEA  
PROJECT#: R35A94FEA  
DATE: 4/22/2020 | DRAWN BY: Alyssa



## Bill of Materials

R35A94FEA

Project# R35A94FEA

4/22/2020

Item	Description	Quantity
R35A94FEA		
HS-1004-R35	Collars	41
A2-2410	Balance Beam (Snake)	1
GG-8135	Dome Cap, R3.5	11
S-1009-R35-09ft	Post, 09ft R3.5	2
S-1010-R35-10ft	Post, 10ft R3.5	1
S-1011-R35-11ft	Post, 11ft R3.5	2
S-1012-R35-12ft	Post, 12ft R3.5	6
S-1017-R35-17ft	Post, 17ft R3.5	4
S-1101-R35	Square Deck	3
S-1206-30R35	ADA Stairs, 30in Rise w/ Walls	1
S-1206-36R35	ADA Stairs, 36in Rise w/ Walls	1
S-1220-7	Climber, Centipede 78-84in	1
S-1224-4R35	Climber, Stacked Loop 42-48in	1
S-1309-2-R35	Half Walls (Pair) R35	2
S-1309-R35-R	Transfer Point (Half Wall - Right)	1
S-1316-R35	Twister Entry Panel	1
S-1325-R35	Wall w/ Telescope (2-5)	1
S-1402-R35	End Access Ladder (2-Rung)	1
S-1411-90R35	Traverse, Loop (90 Degree)	1
S-1414	Lily Pad Step 12-18in	3
S-1608-R35I	Memory Panel	1
S-1702-4R35	Slide, Wave 48in (Double)	1
S-1710-7-RSSL	Slide, Twister 84in (R-S-S-L)	1
S-1807-R35STL	Metal Roof, Pyramid	1
S-1930-R35	Chinning Bar	1



## Bill of Materials (continued)

Item	Description	Quantity
HS-1007-R35	Extra Hardware	2