

R3588373A

TOP VIEW

ADA ACCESSIBILITY GUIDELINE - ADAAG CONFORMANCE

ELEVATED	ACCESSIBLE	RAMP ACCESSIBLE	GROUND	TYPES
6	6/3	0	2/2	2/2

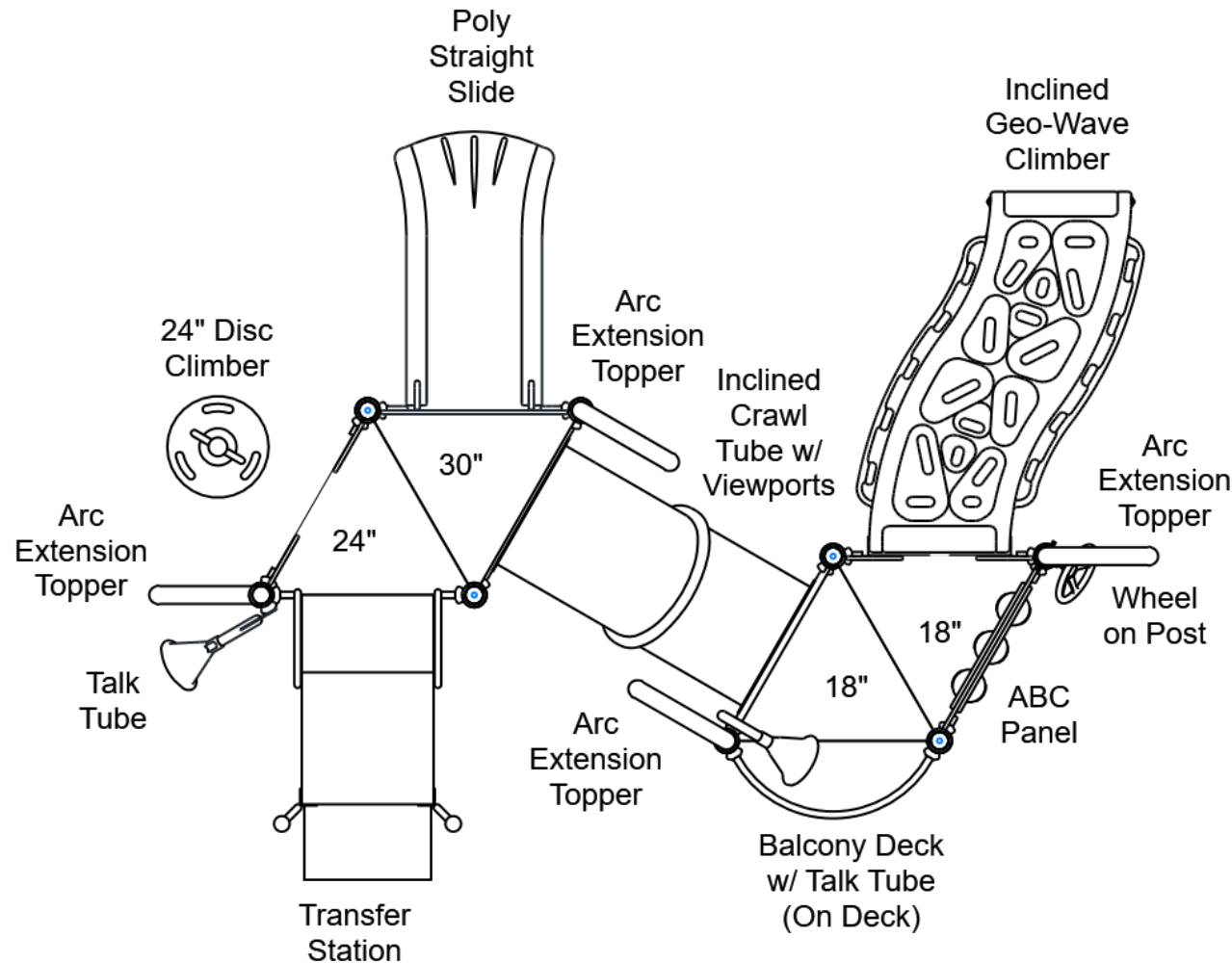
R35

FOR KIDS
AGES
2-5

GENERAL NOTES:

This conceptual plan is based on information provided prior to construction. Detailed site information, including the following, should be obtained, evaluated, and utilized in the final project design. Exact site dimensions, topography, existing utilities, soil conditions and drainage solutions.

WARNING: Accessible safety surfacing material is required beneath and around this equipment that has a critical height value (Fall Height) appropriate for the highest accessible part of this equipment. Refer to the CPSC'S Handbook For Public Playground Safety, Section 4: Surfacing.



STRUCTURE#: R3588373A
PROJECT#: R3588373A
DATE: 11/18/2022

MIN. USE ZONE: 29' x 25'

PLAYCRAFT REP:
Playcraft Direct, Inc.

R3588373A SITE PLAN

ADA ACCESSIBILITY GUIDELINE - ADAAG CONFORMANCE

ELEVATED	ACCESSIBLE	RAMP ACCESSIBLE	GROUND	TYPES
6	6/3	0	2/2	2/2

R35

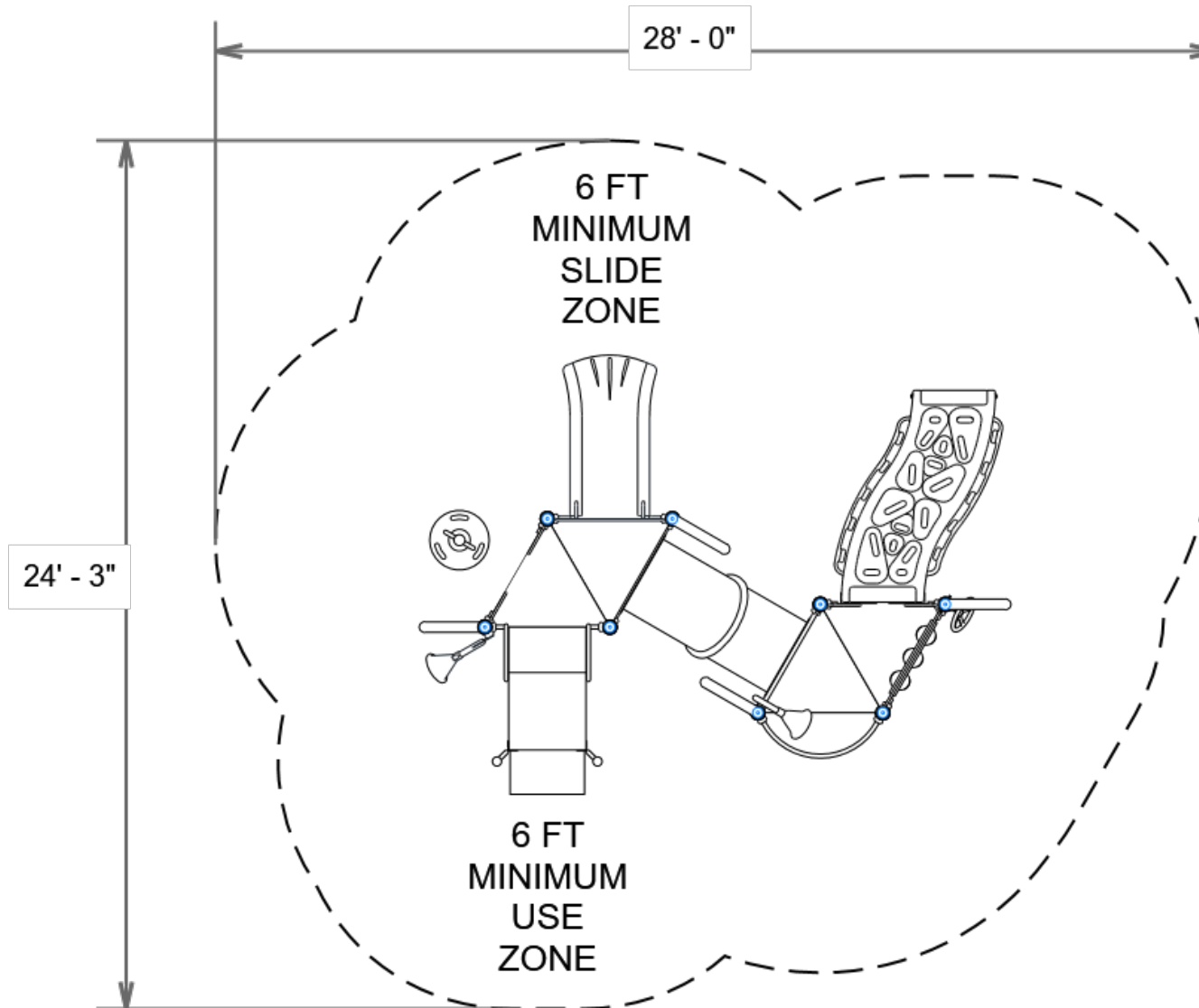
FOR KIDS
AGES
2-5

GENERAL NOTES:

This Preliminary Site Plan is based on measurements that were provided in the initial planning phase. All dimensions must be verified prior to the submission of a purchase order. Playcraft Systems will not be held responsible for any discrepancies between actual dimensions and dimensions submitted in the planning phase.

The Minimum Use Zone for a play structure is based on the product design at the time of proposal. Components and structure designs may be subject to change which may affect dimensions. Therefore, before preparing the site, we strongly recommend obtaining final drawings from the factory (available after the order is placed and included in the Assembly Manual).

WARNING: Accessible safety surfacing material is required beneath and around this equipment that has a critical height value (Fall Height) appropriate for the highest accessible part of this equipment. Refer to the CPSC'S Handbook For Public Playground Safety, Section 4: Surfacing.



PROJECT#: R3588373A
DATE: 11/18/2022

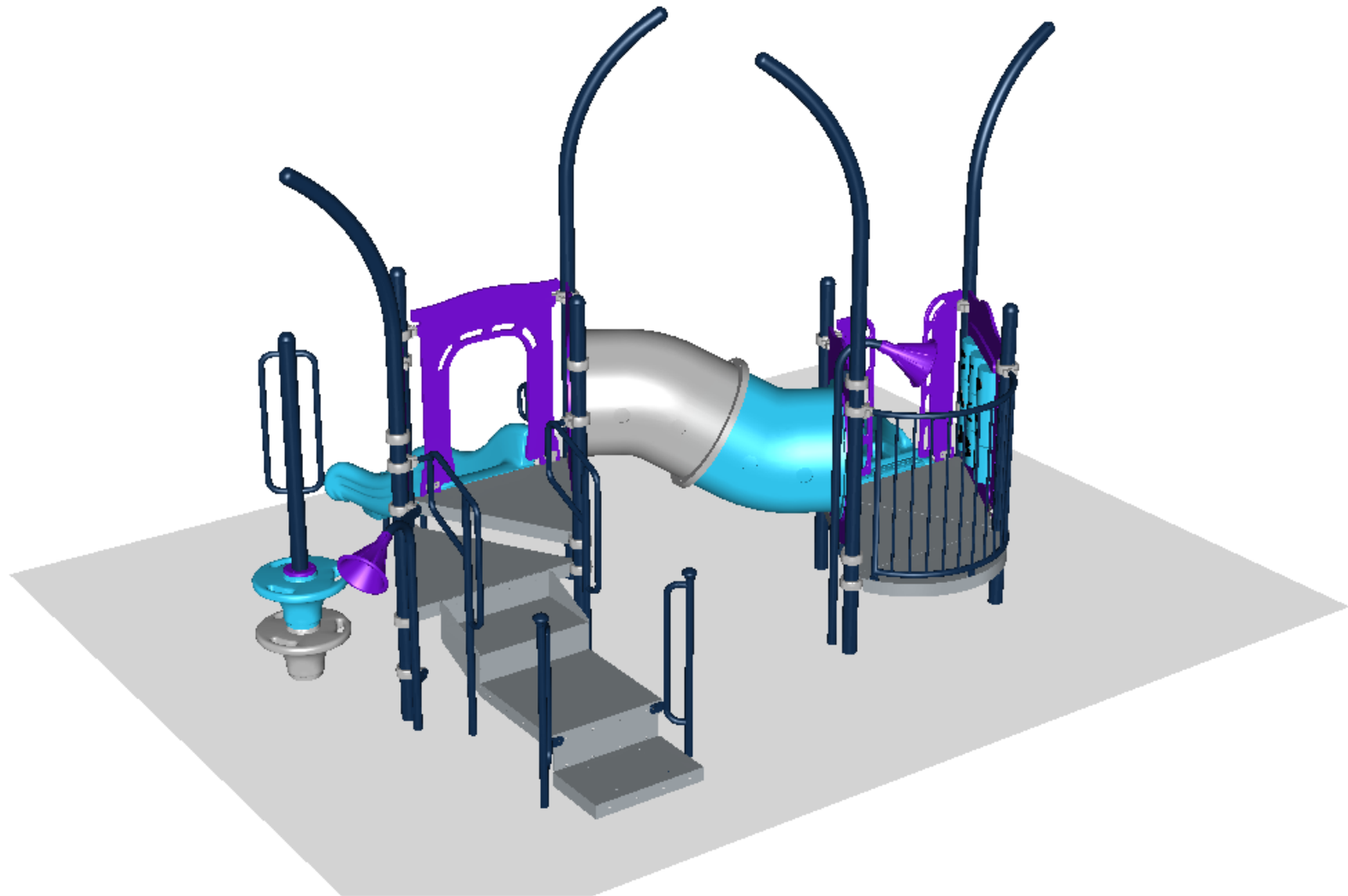
MIN. USE ZONE: 29' x 25'

PLAYCRAFT REP:
Playcraft Direct, Inc.

R3588373A
SW VIEW

R35

FOR KIDS
AGES
2-5

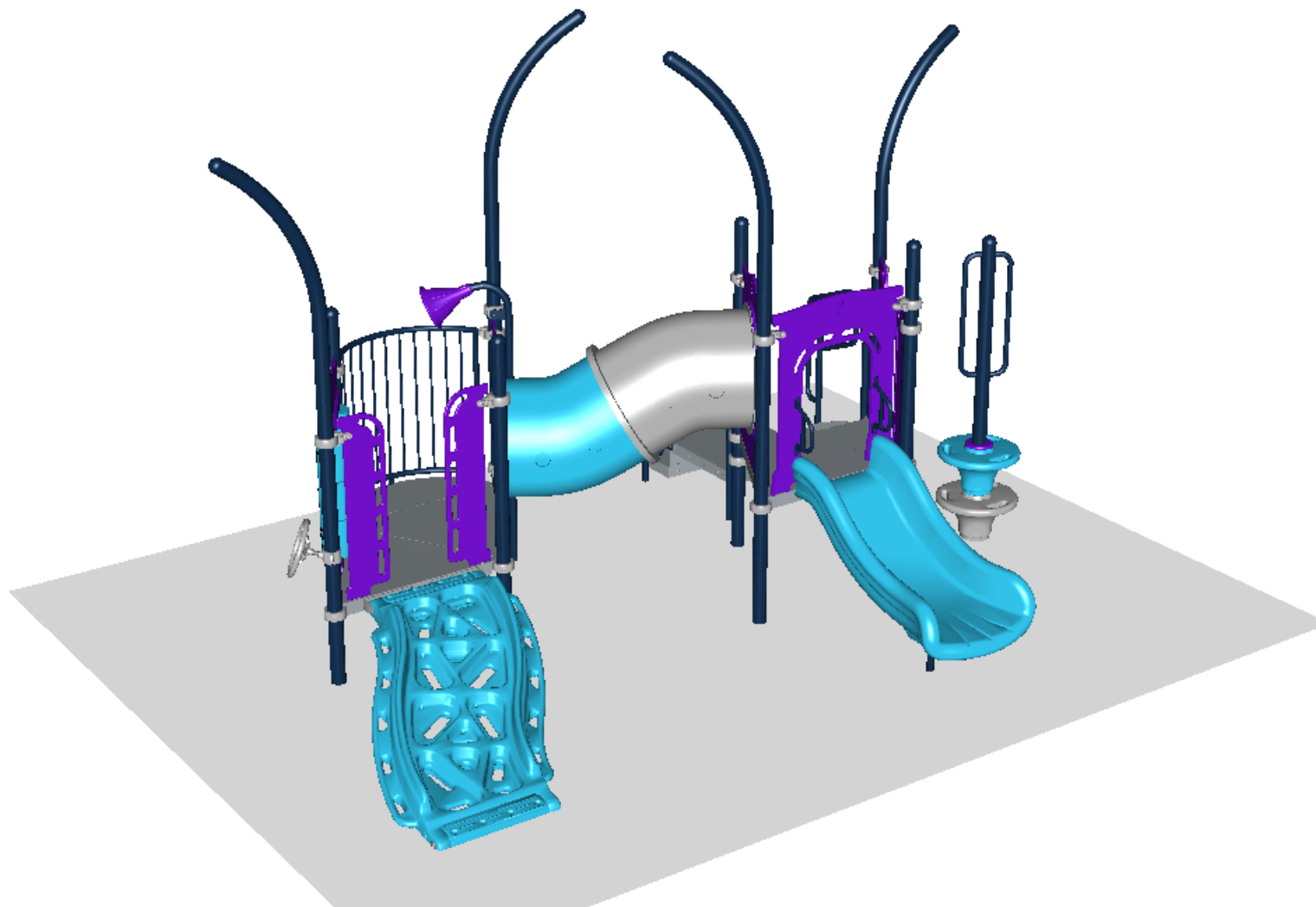


STRUCTURE#: R3588373A
PROJECT#: R3588373A
DATE: 11/18/2022

R3588373A
NE VIEW

R35

FOR KIDS
AGES
2-5



STRUCTURE#: R3588373A
PROJECT#: R3588373A
DATE: 11/18/2022



Bill of Materials

R3588373A

Project# R3588373A

11/18/2022

Item	Description	Quantity
R3588373A		
HS-1004-R35	Collars	27
GG-8135	Dome Cap, R3.5	4
S-1009-R35-09ft	Post, 09ft R3.5	4
S-1010-R35-10ft	Post, 10ft R3.5	4
S-1102-R35	Tri-Deck	4
S-1109-R35	Balcony Deck	1
S-1209-12-R35	Transfer Station, 24in-C	1
S-1233-2-HW	Climber, Disc 18-24in (w/ HW)	1
S-1249-DGH	Climber, Inc. Geo-Wave 18-24in (H, DTG, R)	1
S-1309-2-R35	Half Walls (Pair) R35	2
S-1500-2I-57459R35	Crawl Tube, Incl. (2-Section)	1
S-1619-R35	ABC Panel	1
S-1701-2R35V2	Slide, Single 24-30in (Straight)	1
S-1812-R35	Driver Wheel (Post Mounted)	1
S-1850-R35	Arc Extension Topper	4
S-1910-24R35I	Talk Tube 18-24in (On Deck, Left)	1
S-1910-R35	Talk Tube (Post Mounted, Left)	1