

R356D989A

TOP VIEW

ADA ACCESSIBILITY GUIDELINE - ADAAG CONFORMANCE

ELEVATED	ACCESSIBLE	RAMP ACCESSIBLE	GROUND	TYPES
7	7/4	0	3/2	2/2

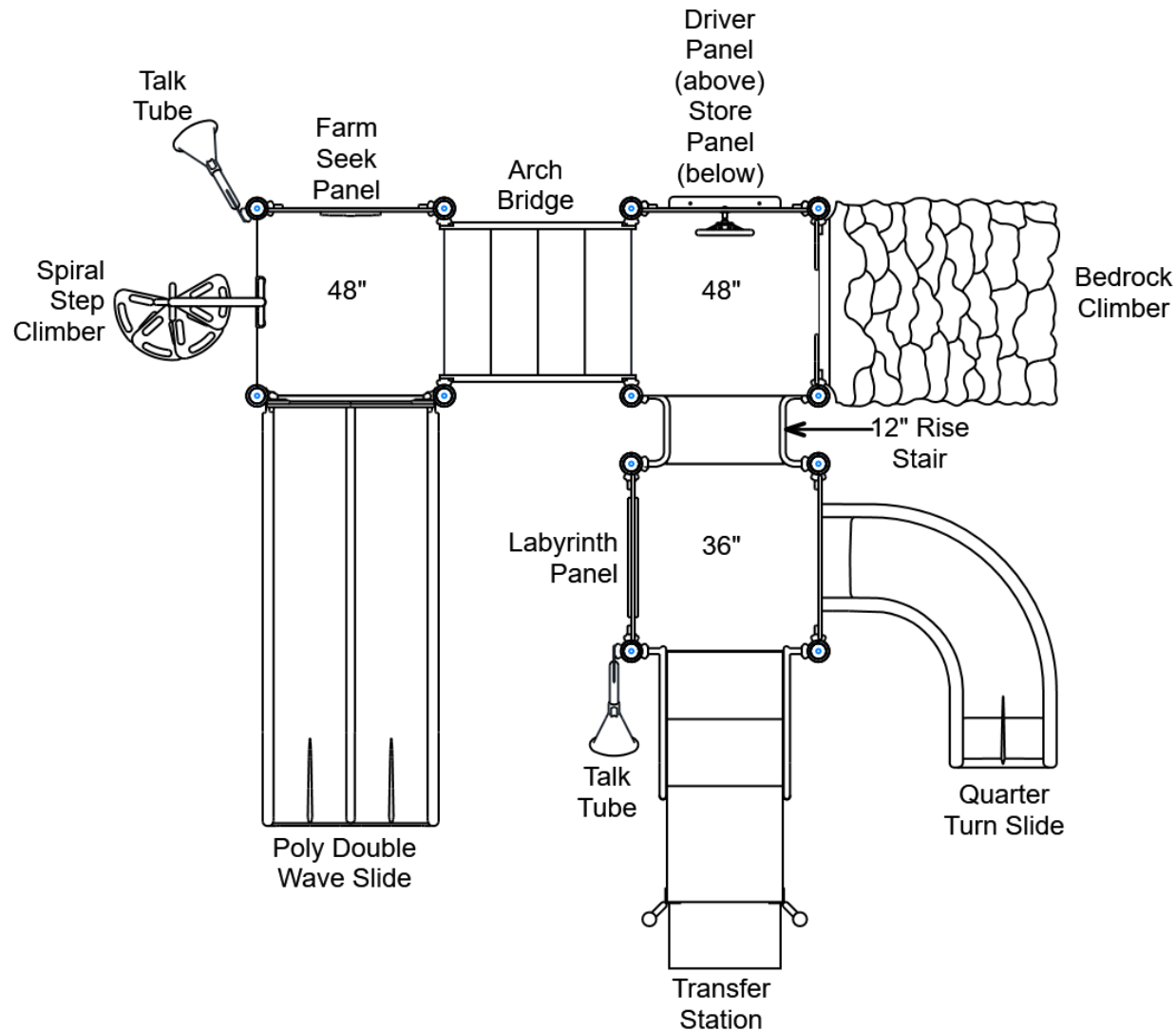
R35

FOR KIDS
 AGES
 2-5

GENERAL NOTES:

This conceptual plan is based on information provided prior to construction. Detailed site information, including the following, should be obtained, evaluated, and utilized in the final project design. Exact site dimensions, topography, existing utilities, soil conditions and drainage solutions.

WARNING: Accessible safety surfacing material is required beneath and around this equipment that has a critical height value (Fall Height) appropriate for the highest accessible part of this equipment. Refer to the CPSC'S Handbook For Public Playground Safety, Section 4: Surfacing.



STRUCTURE#: R356D989A

PROJECT#: R356D989A

DATE: 5/5/2020 | DRAWN BY: Jefferson

MIN. USE ZONE: 30' x 27'

PLAYCRAFT REP:

Playcraft Direct, Inc.



R356D989A SITE PLAN

ADA ACCESSIBILITY GUIDELINE - ADAAG CONFORMANCE

ELEVATED	ACCESSIBLE	RAMP ACCESSIBLE	GROUND	TYPES
7	7/4	0	3/2	2/2

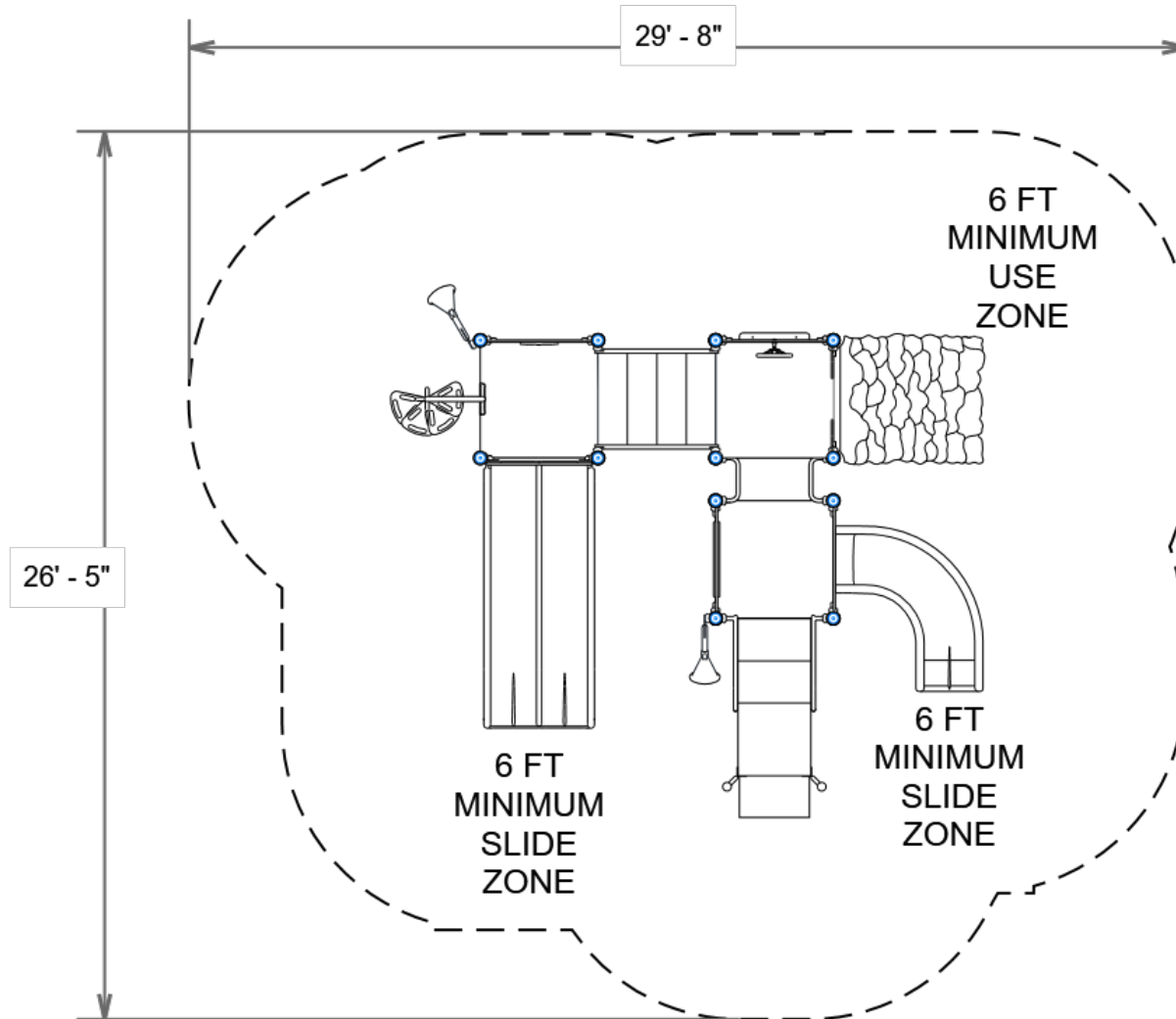


GENERAL NOTES:

This Preliminary Site Plan is based on measurements that were provided in the initial planning phase. All dimensions must be verified prior to the submission of a purchase order. Playcraft Systems will not be held responsible for any discrepancies between actual dimensions and dimensions submitted in the planning phase.

The Minimum Use Zone for a play structure is based on the product design at the time of proposal. Components and structure designs may be subject to change which may affect dimensions. Therefore, before preparing the site, we strongly recommend obtaining final drawings from the factory (available after the order is placed and included in the Assembly Manual).

WARNING: Accessible safety surfacing material is required beneath and around this equipment that has a critical height value (Fall Height) appropriate for the highest accessible part of this equipment. Refer to the CPSC'S Handbook For Public Playground Safety, Section 4: Surfacing.



PROJECT#: R356D989A

DATE: 5/5/2020 | DRAWN BY: Jefferson

MIN. USE ZONE: 30' x 27'

PLAYCRAFT REP:

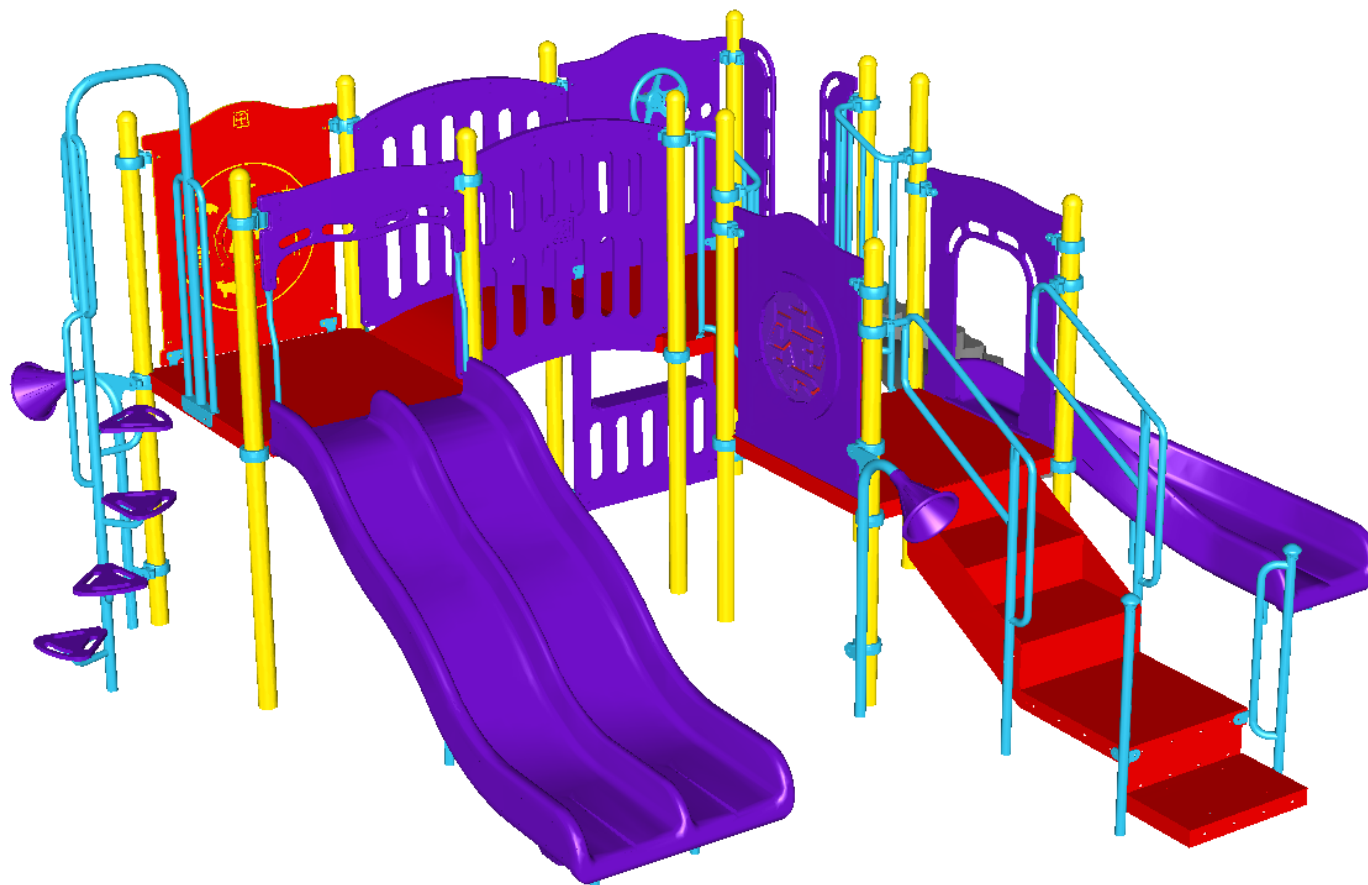
Playcraft Direct, Inc.



R356D989A
SW VIEW

R35

FOR KIDS
AGES
2-5



STRUCTURE#: R356D989A

PROJECT#: R356D989A

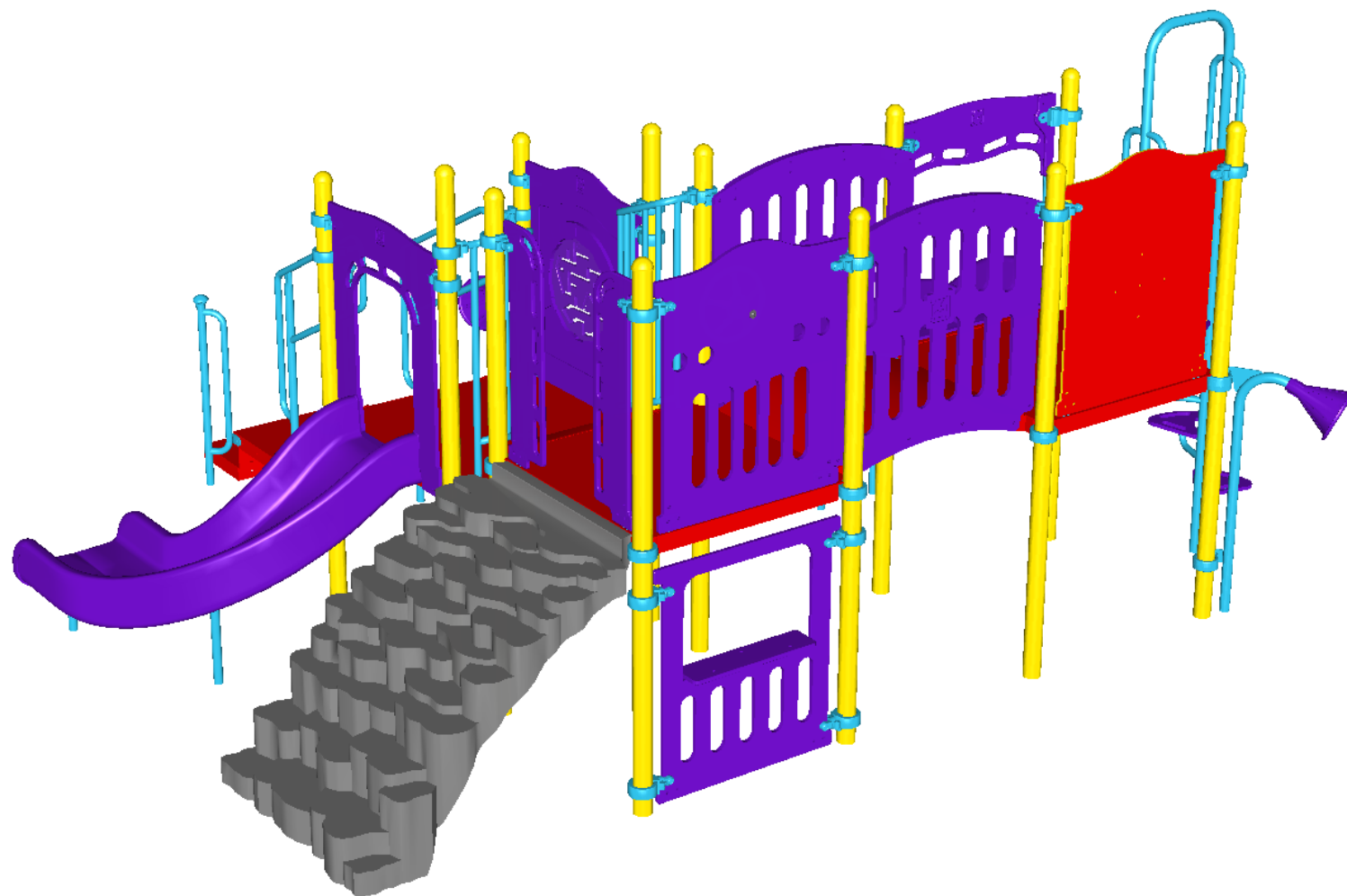
DATE: 5/5/2020 | DRAWN BY: Jefferson



R356D989A
NE VIEW

R35

FOR KIDS
AGES
2-5



STRUCTURE#: R356D989A

PROJECT#: R356D989A

DATE: 5/5/2020 | DRAWN BY: Jefferson

PLAYCRAFT
SYSTEMS



Bill of Materials

R356D989A

Project# R356D989A

5/5/2020

Item	Description	Quantity
R356D989A		
HS-1004-R35	Collars	35
GG-8135	Dome Cap, R3.5	12
S-1010-R35-10ft	Post, 10ft R3.5	2
S-1011-R35-11ft	Post, 11ft R3.5	10
S-1101-R35	Square Deck	3
S-1206-12R35	ADA Stairs, 12in Rise w/ Walls	1
S-1209-24-R35	Transfer Station, 36in-C	1
S-1228-4	Climber, Bedrock 48in	1
S-1234-4R35	Climber, Spiral Step 42-48in	1
S-1304-R35	Single Slide SitDown Wall	1
S-1309-2-R35	Half Walls (Pair) R35	1
S-1501-R35	Bridge, Arch (42in)	1
S-1615-R35G	Store Panel	1
S-1618-FARMR35	Seek Panel (Farm)	1
S-1625-R35	Driver Panel	1
S-1634-R35	Labyrinth Panel	1
S-1702-4R35	Slide, Wave 48in (Double)	1
S-1705-3	Slide, Quarter Turn 36in	1
S-1910-R35	Talk Tube (Post Mounted, Left)	1
S-1910-R35	Talk Tube (Post Mounted, Right)	1
HS-1007-R35	Extra Hardware	2