

R3565542A

TOP VIEW

ADA ACCESSIBILITY GUIDELINE - ADAAG CONFORMANCE

ELEVATED	ACCESSIBLE	RAMP ACCESSIBLE	GROUND	TYPES
4	4/2	0	5/1	2/1

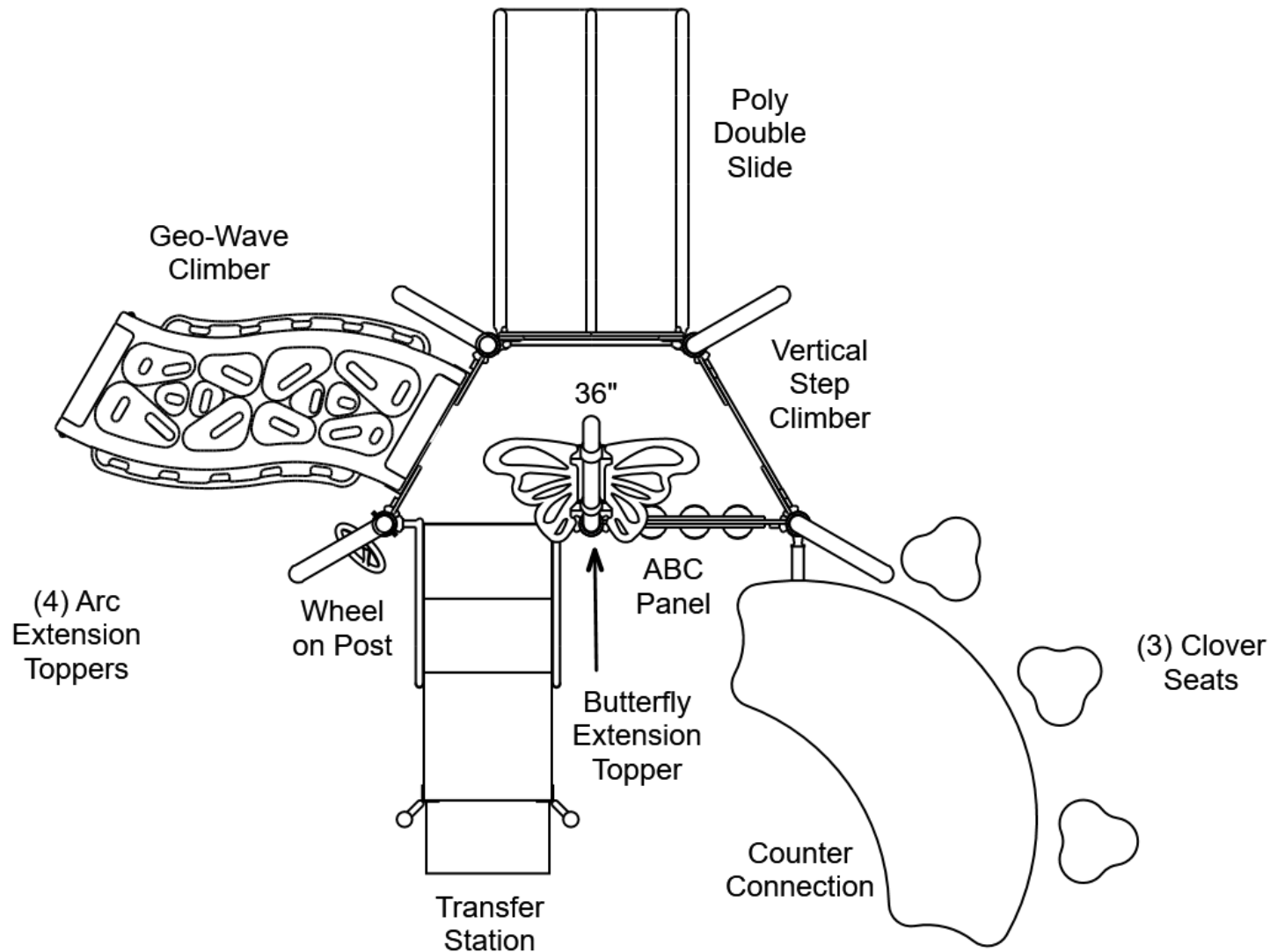
R35

FOR KIDS
AGES
2-5

GENERAL NOTES:

This conceptual plan is based on information provided prior to construction. Detailed site information, including the following, should be obtained, evaluated, and utilized in the final project design. Exact site dimensions, topography, existing utilities, soil conditions and drainage solutions.

WARNING: Accessible safety surfacing material is required beneath and around this equipment that has a critical height value (Fall Height) appropriate for the highest accessible part of this equipment. Refer to the CPSC'S Handbook For Public Playground Safety, Section 4: Surfacing.



STRUCTURE#: R3565542A
PROJECT#: R3565542A
DATE: 11/21/2022

MIN. USE ZONE: 31' x 28'

PLAYCRAFT REP:
Playcraft Direct, Inc.

R3565542A SITE PLAN

ADA ACCESSIBILITY GUIDELINE - ADAAG CONFORMANCE

ELEVATED	ACCESSIBLE	RAMP ACCESSIBLE	GROUND	TYPES
4	4/2	0	5/1	2/1

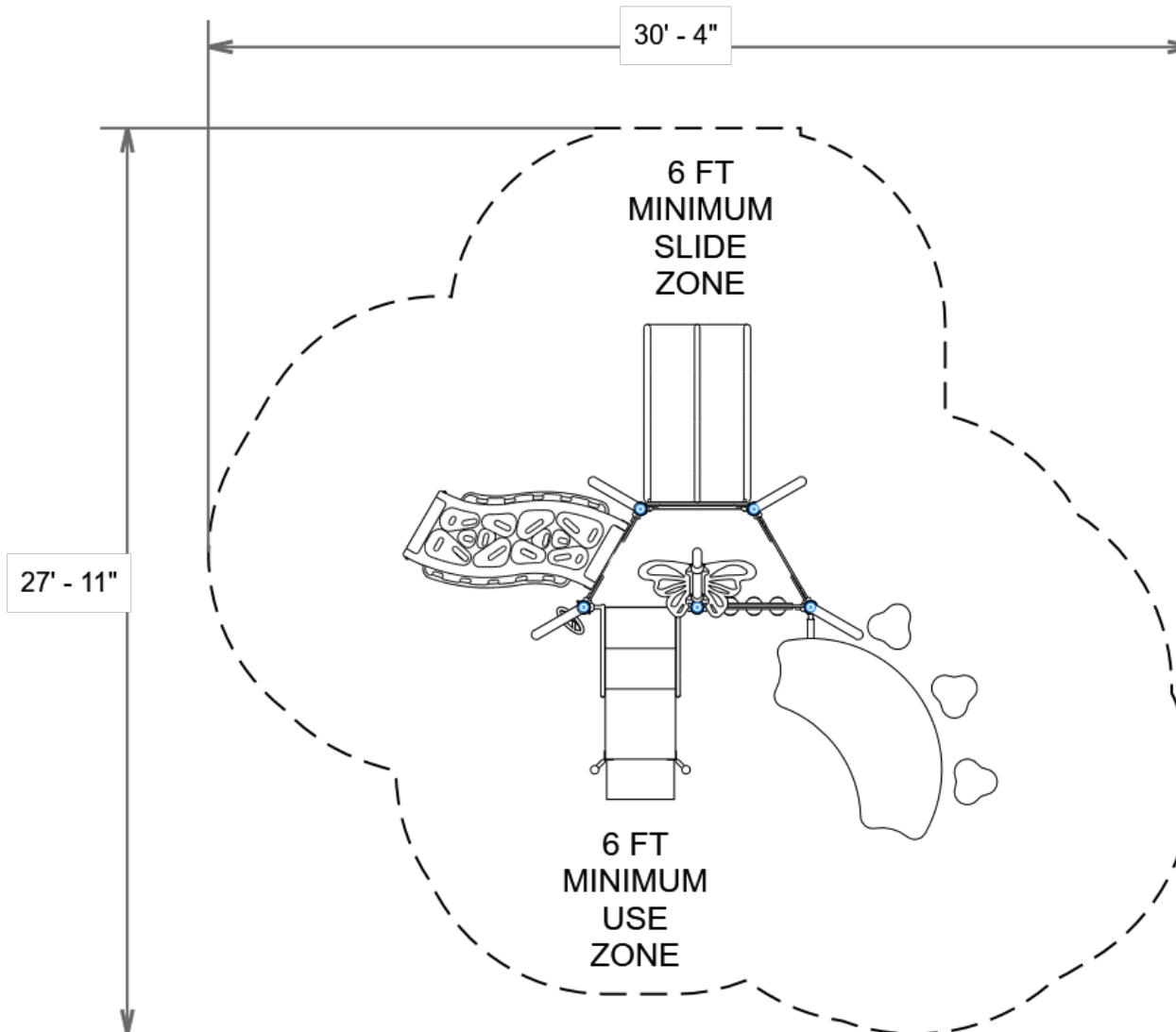


GENERAL NOTES:

This Preliminary Site Plan is based on measurements that were provided in the initial planning phase. All dimensions must be verified prior to the submission of a purchase order. Playcraft Systems will not be held responsible for any discrepancies between actual dimensions and dimensions submitted in the planning phase.

The Minimum Use Zone for a play structure is based on the product design at the time of proposal. Components and structure designs may be subject to change which may affect dimensions. Therefore, before preparing the site, we strongly recommend obtaining final drawings from the factory (available after the order is placed and included in the Assembly Manual).

WARNING: Accessible safety surfacing material is required beneath and around this equipment that has a critical height value (Fall Height) appropriate for the highest accessible part of this equipment. Refer to the CPSC'S Handbook For Public Playground Safety, Section 4: Surfacing.



PROJECT#: R3565542A
DATE: 11/21/2022

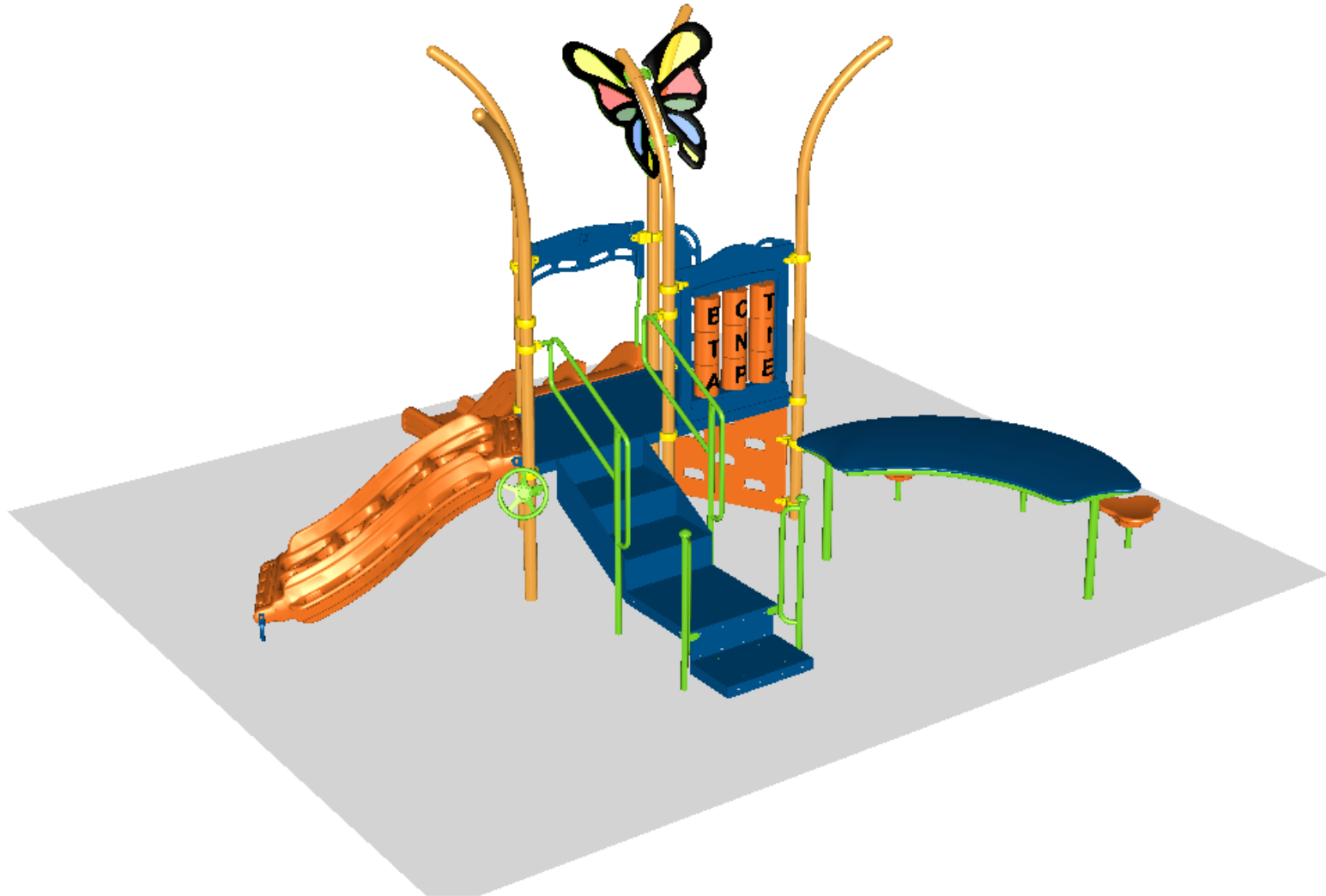
MIN. USE ZONE: 31' x 28'

PLAYCRAFT REP:
Playcraft Direct, Inc.

R3565542A
SW VIEW

R35

FOR KIDS
AGES
2-5




STRUCTURE#: R3565542A
PROJECT#: R3565542A
DATE: 11/21/2022

R3565542A
NE VIEW

R35

FOR KIDS
AGES
2-5



STRUCTURE#: R3565542A
PROJECT#: R3565542A
DATE: 11/21/2022



Bill of Materials

R3565542A

Project# R3565542A

11/21/2022

Item	Description	Quantity
R3565542A		
HS-1004-R35	Collars	17
S-1010-R35-10ft	Post, 10ft R3.5	5
S-1103-R35	Hex Deck, Half (5 Post)	1
S-1209-24-R35	Transfer Station, 36in-C	1
S-1212-3R35	Climber, Vertical Step 30-36in	1
S-1249-DGH	Climber, Inc. Geo-Wave 30-36in (H, DTG, L)	1
S-1309-2-R35	Half Walls (Pair) R35	1
S-1414-C	Clover Seat	3
S-1619-R35	ABC Panel	1
S-1702-3R35	Slide, Double 36in	1
S-1812-R35	Driver Wheel (Post Mounted)	1
S-1850-R35	Arc Extension Topper	4
S-1851-R35CRV	Butterfly Extension Topper	1
S-1980-R35	Counter Connection MT-2	1