

**R351BFC**  
**TOP VIEW**

### ADA ACCESSIBILITY GUIDELINE - ADAAG CONFORMANCE

ELEVATED	ACCESSIBLE	RAMP ACCESSIBLE	GROUND	TYPES
11	11/5	0	5/3	4/3

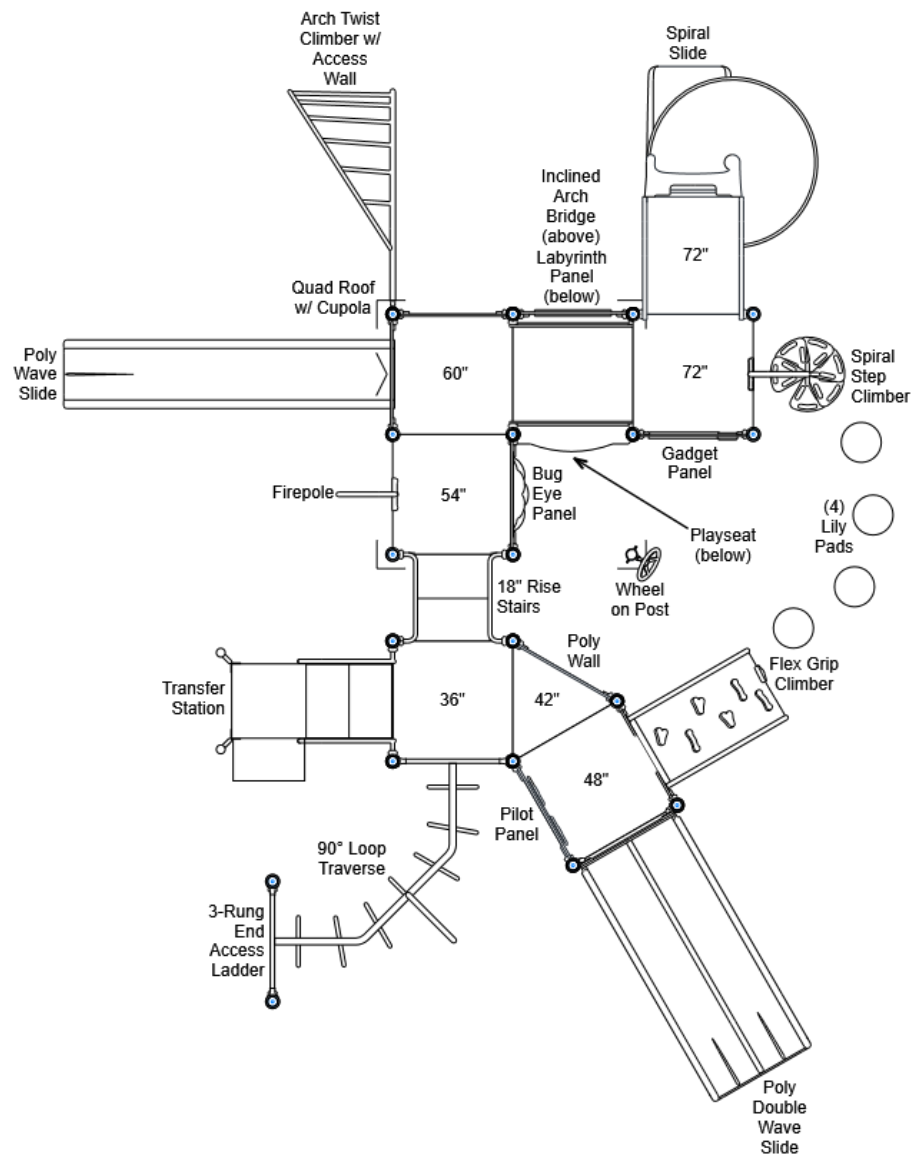
R35

FOR KIDS  
AGES  
5-12

**GENERAL NOTES:**

This conceptual plan is based on information provided prior to construction. Detailed site information, including the following, should be obtained, evaluated, and utilized in the final project design. Exact site dimensions, topography, existing utilities, soil conditions and drainage solutions.

**WARNING:** Accessible safety surfacing material is required beneath and around this equipment that has a critical height value (Fall Height) appropriate for the highest accessible part of this equipment. Refer to the CPSC'S Handbook For Public Playground Safety, Section 4: Surfacing.



STRUCTURE#: R351BFCAA

PROJECT#: R351BFCAA

DATE: 4/28/2020 | DRAWN BY:

MIN. USE ZONE: 37' x 43'

PLAYCRAFT REP:

**Playcraft Direct, Inc.**

R351BFCAA  
SITE PLAN

ADA ACCESSIBILITY GUIDELINE - ADAAG CONFORMANCE

ELEVATED	ACCESSIBLE	RAMP ACCESSIBLE	GROUND	TYPES
11	11/6	0	5/4	4/3

R35

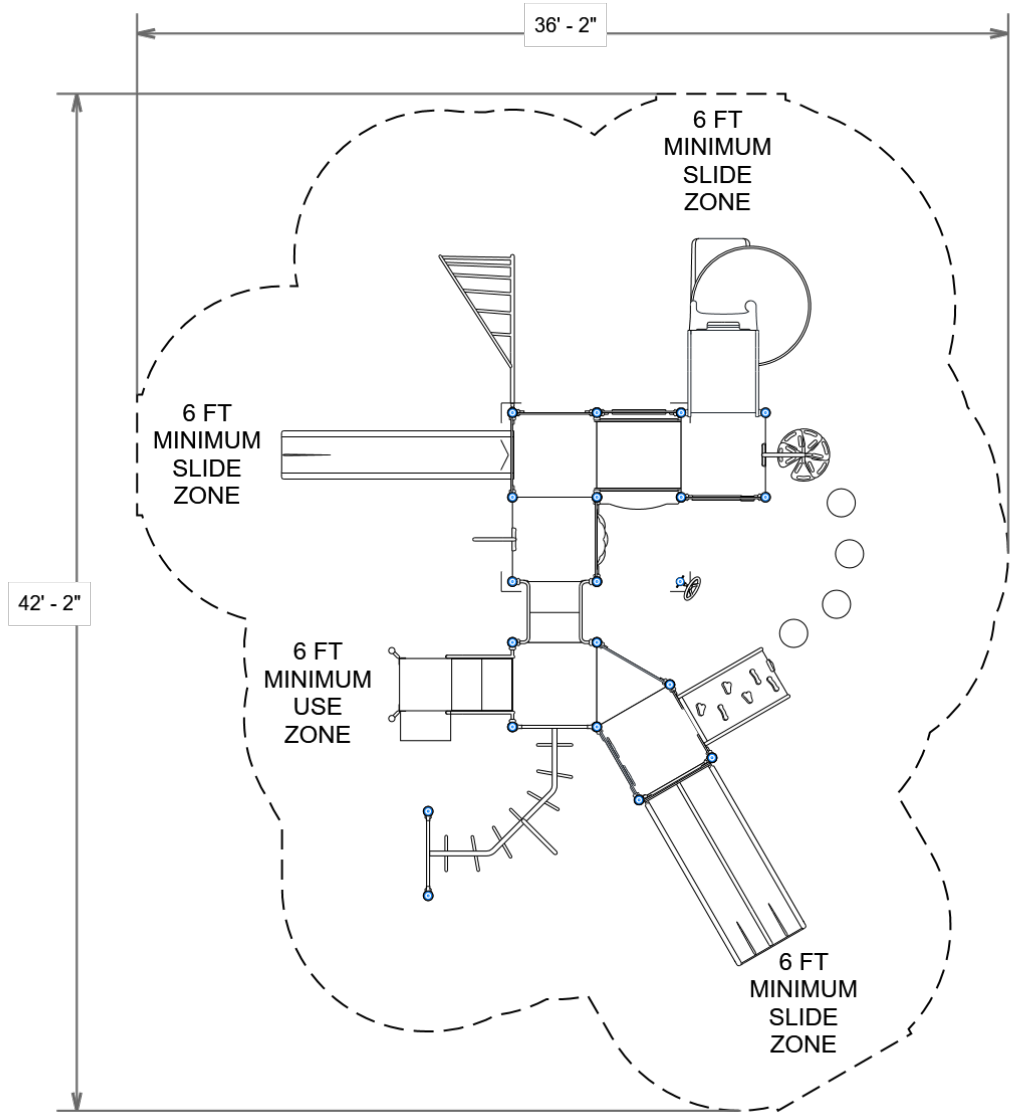
FOR KIDS  
AGES  
5-12

GENERAL NOTES:

This Preliminary Site Plan is based on measurements that were provided in the initial planning phase. All dimensions must be verified prior to the submission of a purchase order. Playcraft Systems will not be held responsible for any discrepancies between actual dimensions and dimensions submitted in the planning phase.

The Minimum Use Zone for a play structure is based on the product design at the time of proposal. Components and structure designs may be subject to change which may affect dimensions. Therefore, before preparing the site, we strongly recommend obtaining final drawings from the factory (available after the order is placed and included in the Assembly Manual).

WARNING: Accessible safety surfacing material is required beneath and around this equipment that has a critical height value (Fall Height) appropriate for the highest accessible part of this equipment. Refer to the CPSC'S Handbook For Public Playground Safety, Section 4: Surfacing.



PROJECT#: R351BFCAA

DATE: 4/28/2020 | DRAWN BY:

MIN. USE ZONE: 37' x 43'

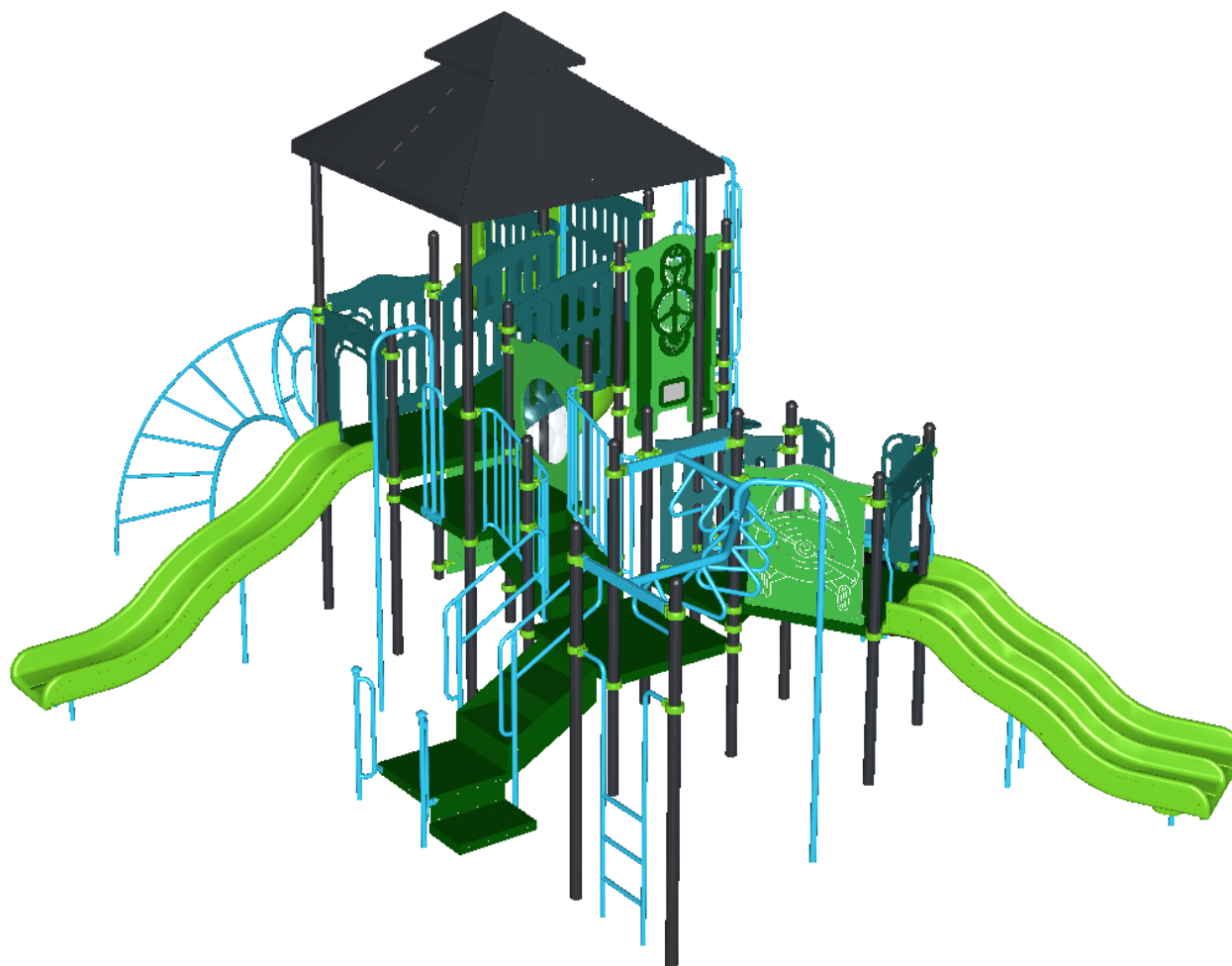
PLAYCRAFT REP:

Playcraft Direct, Inc.

**R351BFCAA**  
**SW VIEW**

**R35**

FOR KIDS  
AGES  
5-12



STRUCTURE#: R351BFCAA


PROJECT#: R351BFCAA

DATE: 4/28/2020 | DRAWN BY:

**R351BFCAA**  
**NE VIEW**

**R35**

FOR KIDS  
AGES  
5-12



STRUCTURE#: R351BFCAA

PROJECT#: R351BFCAA

DATE: 4/28/2020 | DRAWN BY:



## Bill of Materials

R351BFCAA

Project# R351BFCAA

4/28/2020

Item	Description	Quantity
R351BFCAA		
HS-1004-R35	Collars	62
GG-8135	Dome Cap, R3.5	16
GG-8322	Flat Cap, R3.5	4
S-1011-R35-11ft	Post, 11ft R3.5	5
S-1012-R35-12ft	Post, 12ft R3.5	7
S-1013-R35-13ft	Post, 13ft R3.5	4
S-1016-R35-16ft	Post, 16ft R3.5	4
S-1101-R35	Square Deck	5
S-1102-R35	Tri-Deck	1
S-1206-18R35	ADA Stairs, 18in Rise w/ Walls	1
S-1209-24-R35	Transfer Station, 36in-R	1
S-1213-5R35	Climber, Firepole 54-60in	1
S-12161-4-BL	Climber, Flex Grip 42-48in	1
S-1234-6R35	Climber, Spiral Step 66-72in	1
S-1281-R-5R35	Climber, Arch Twist 60in (Right)	1
S-1301-R35	Poly Wall (Standard)	1
S-1304-R35	Single Slide SitDown Wall	1
S-1309-2-R35	Half Walls (Pair) R35	1
S-1314-R35R	Access Wall (Right)	1
S-1403-R35	End Access Ladder (3-Rung)	1
S-1411-90R35	Traverse, Loop (90 Degree)	1
S-1414	Lily Pad Step 12-18in	2
S-1414-6	Lily Pad Step 06in	2
S-1514-R35	Bridge, Inclined Arch	1
S-1632-R35	Bug Eye Panel	1



## Bill of Materials (continued)

Item	Description	Quantity
S-1634-R35I	Labyrinth Panel	1
S-1643-R35	Pilot Panel	1
S-1651-R35	Gadget Panel	1
S-1702-4R35	Slide, Wave 48in (Double)	1
S-1704-5	Slide, Wave 60in (Single)	1
S-1706-R35	Slide, Spiral 72in	1
S-18011-CUPR35	Metal Roof, Quad w/ Cupola	1
S-1812-R35	Driver Wheel (Post Mounted)	1
S-1962-R35	Playseat (Double Post)	1
HS-1007-R35	Extra Hardware	2