

NF5F0A8EA  
TOP VIEW

ADA ACCESSIBILITY GUIDELINES - ADAAG CONFORMANCE

ELEVATED	ACCESSIBLE	RAMP ACCESSIBLE	GROUND	TYPES
0	0/0	0/0	20/0	3/0
CHILD CAPACITY	101	MAX FALL HEIGHT	96	

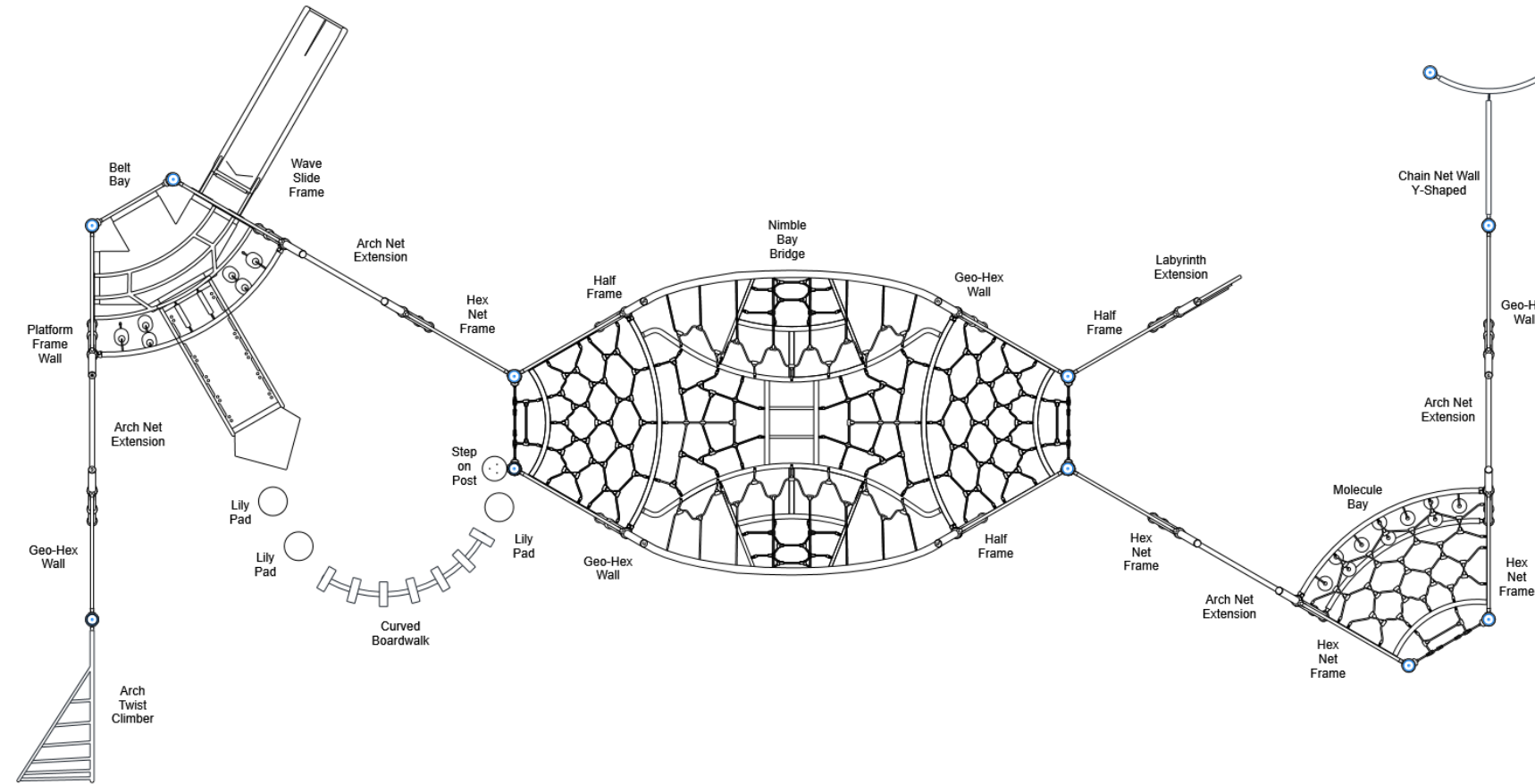
R5

FOR KIDS  
AGES  
5-12

GENERAL NOTES

This conceptual plan is based on information provided prior to construction. Detailed site information, including the following, should be obtained, evaluated, and utilized in the final project design. Exact site dimensions, topography, existing utilities, soil conditions and drainage solutions.

WARNING: Accessible safety surfacing material is required beneath and around this equipment that has a critical height value (Fall Height) appropriate for the highest accessible part of this equipment. Refer to the CPSC'S Handbook For Public Playground Safety, Section 4: Surfacing.



STRUCTURE # NF5F0A8EA  
PROJECT # NF5F0A8EA  
DATE 9/4/2024

Playcraft Direct, Inc.  
MIN. USE ZONE 74' x 44' (22.529m x 13.272m)



NF5F0A8EA  
SITE PLAN

ADA ACCESSIBILITY GUIDELINES - ADAAG CONFORMANCE

ELEVATED	ACCESSIBLE	RAMP ACCESSIBLE	GROUND	TYPES
0	0/0	0/0	20/0	3/0

R5

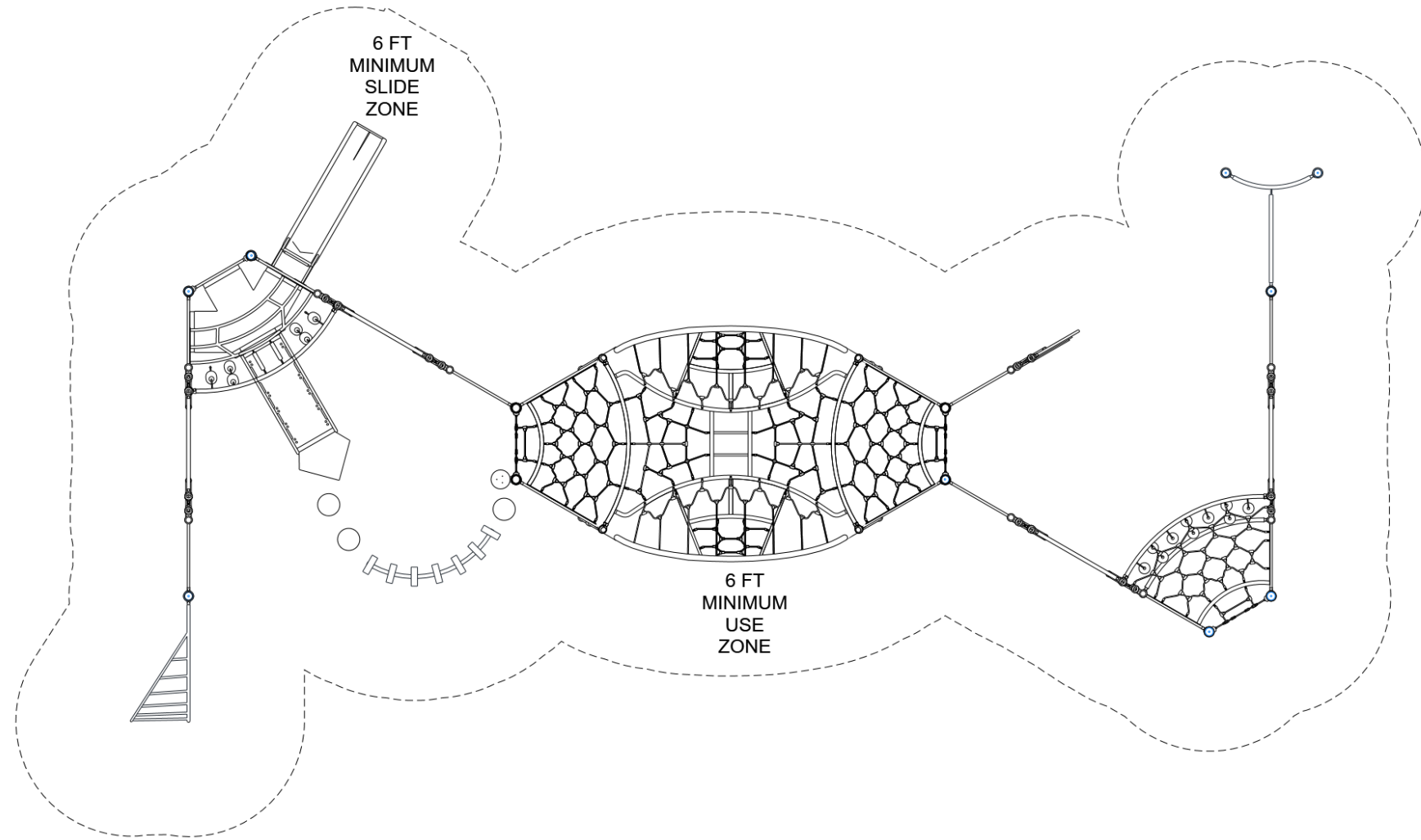
FOR KIDS  
AGES  
5-12

GENERAL NOTES

This Preliminary Site Plan is based on measurements that were provided in the initial planning phase. All dimensions must be verified prior to the submission of a purchase order. Playcraft Systems will not be held responsible for any discrepancies between actual dimensions and dimensions submitted in the planning phase.

The Minimum Use Zone for a play structure is based on the product design at the time of proposal. Components and structure designs may be subject to change which may affect dimensions. Therefore, before preparing the site, we strongly recommend obtaining final drawings from the factory (available after the order is placed and included in the Assembly Manual).

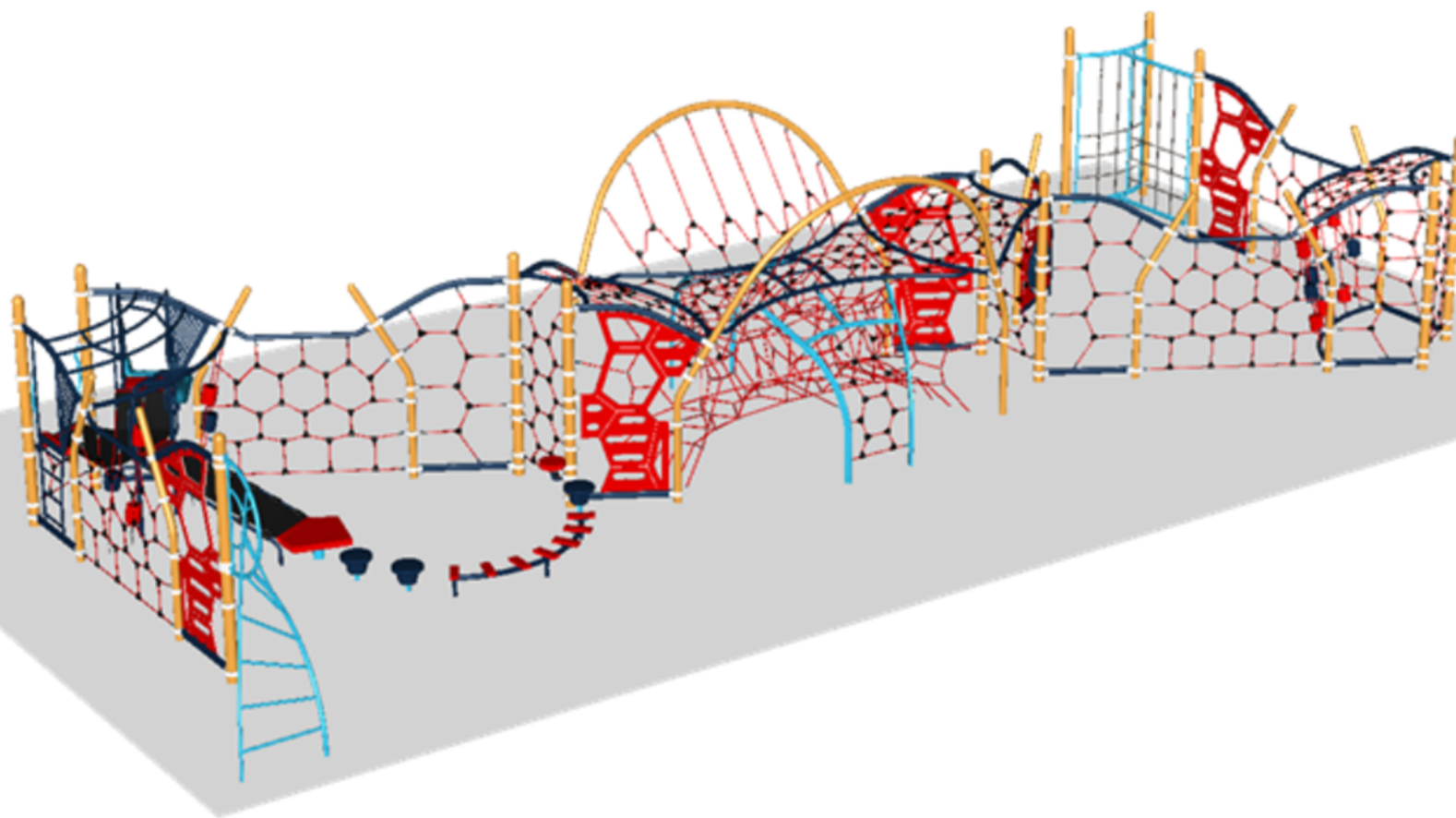
WARNING: Accessible safety surfacing material is required beneath and around this equipment that has a critical height value (Fall Height) appropriate for the highest accessible part of this equipment. Refer to the CPSC'S Handbook For Public Playground Safety, Section 4: Surfacing.



NF5F0A8EA  
SW VIEW

R5

FOR KIDS  
AGES  
5-12

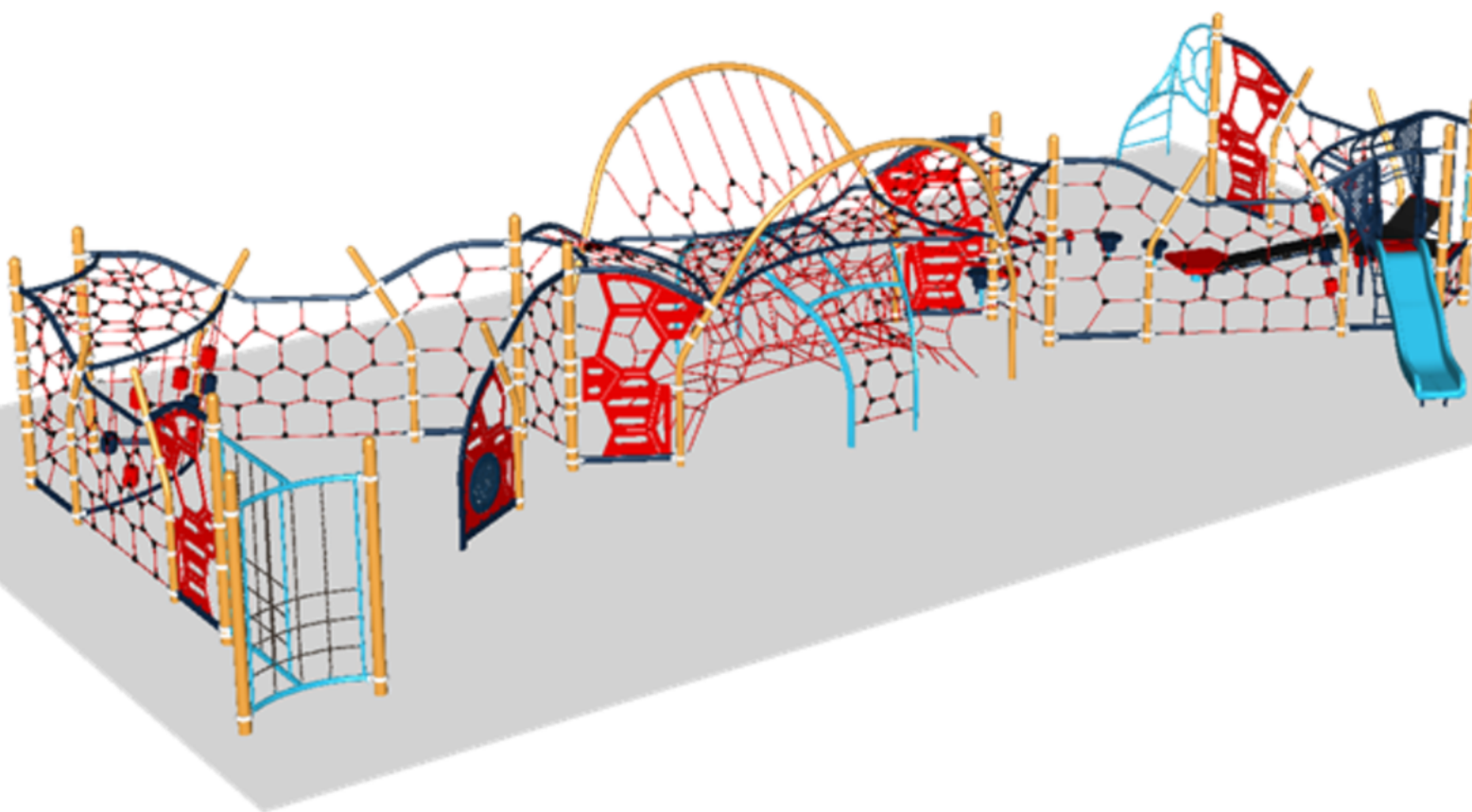


STRUCTURE # NF5F0A8EA  
PROJECT # NF5F0A8EA  
DATE 9/4/2024

NF5F0A8EA  
NE VIEW

R5

FOR KIDS  
AGES  
5-12



STRUCTURE # NF5F0A8EA  
PROJECT # NF5F0A8EA  
DATE 9/4/2024

## NF5F0A8EA

Project # NF5F0A8EA

Date 9/4/2024

Item / Part Number	Description	Qty
<b>[NF5F0A8EA]</b>		
HS-1004-R	Collars	86
HS-1004-R35	Collars R35	64
A2-2430	Boardwalk, Curved (90 Degree)	1
GF-7002	Dome Cap, R5	12
S-1012-R5-12ft	Post, 12ft R5	12
S-1281-L-5R5	Climber, Arch Twist 60in (Left)	1
S-1414	Lily Pad Seat	3
S-1954-R5	Net Wall, Chain (Y-Shaped)	1
S-1963-R5	Seat on Post	1
S-5101-H	Half Frame	3
S-5103	Geo-Hex Wall	4
S-5104	Hex Net Frame	4
S-5105	Platform Frame Wall	1
S-5204	Molecule Bay	1
S-5207	Belt Bay	1
S-5304-LBY	Labyrinth Extension	1
S-5305	Arch Net Extension	4
S-5501	Nimble Bay Bridge (Hub to Hub)	1
S-5701-R	Wave Slide Frame (48,R)	1