

NF5DD36FA  
TOP VIEW

ADA ACCESSIBILITY GUIDELINES - ADAAG CONFORMANCE

ELEVATED	ACCESSIBLE	RAMP ACCESSIBLE	GROUND	TYPES
0	0/0	0/0	33/0	4/0
CHILD CAPACITY	139	MAX FALL HEIGHT	96	

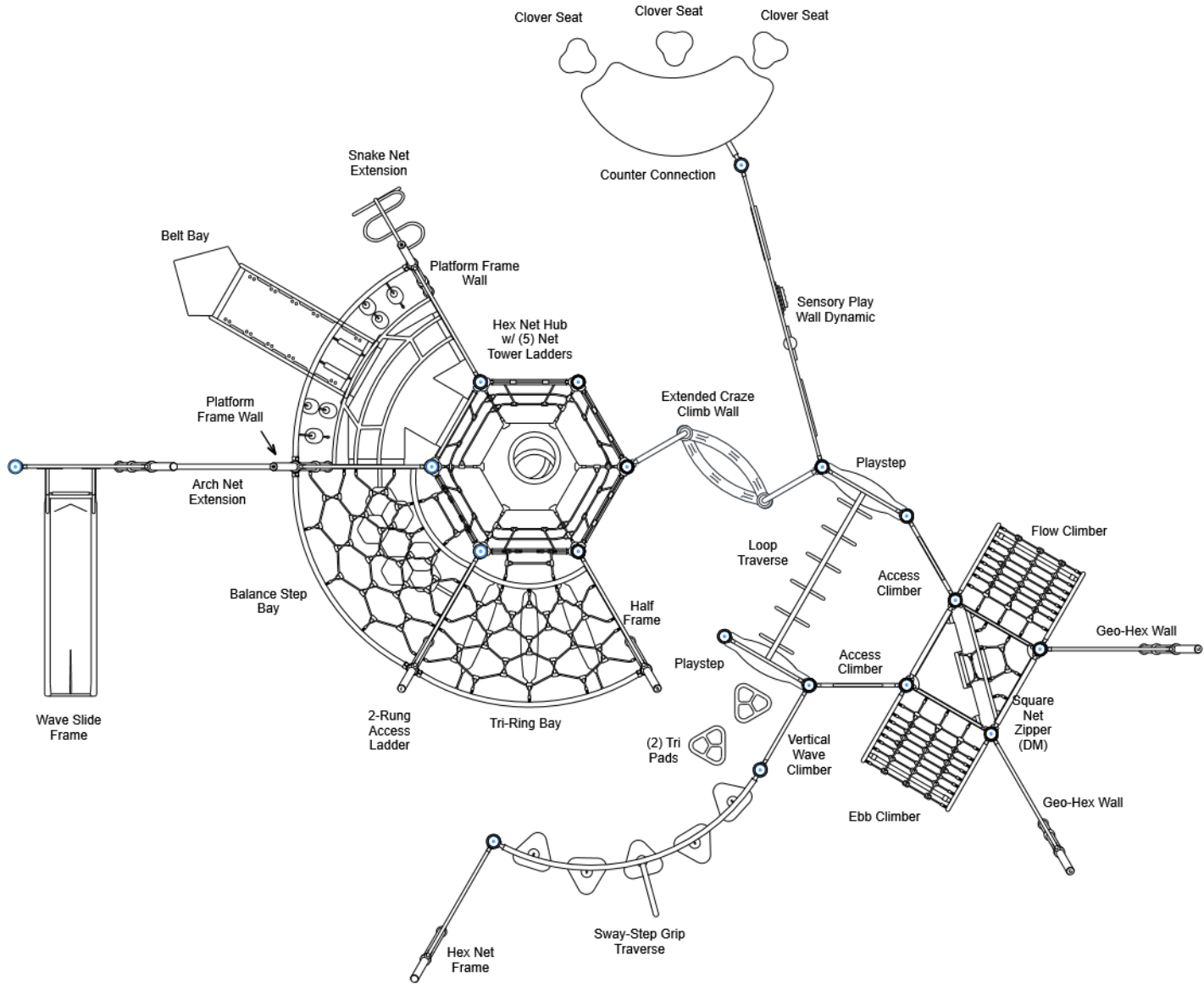
R5

FOR KIDS  
AGES  
5-12

GENERAL NOTES

This conceptual plan is based on information provided prior to construction. Detailed site information, including the following, should be obtained, evaluated, and utilized in the final project design. Exact site dimensions, topography, existing utilities, soil conditions and drainage solutions.

WARNING: Accessible safety surfacing material is required beneath and around this equipment that has a critical height value (Fall Height) appropriate for the highest accessible part of this equipment. Refer to the CPSC'S Handbook For Public Playground Safety, Section 4: Surfacing.



STRUCTURE # NF5DD36FA  
PROJECT # NF5DD36FA  
DATE 9/13/2023

Playcraft Direct, Inc.  
MIN. USE ZONE 58' x 49' (17.634m x 14.778m)



NF5DD36FA  
SITE PLAN

ADA ACCESSIBILITY GUIDELINES - ADAAG CONFORMANCE

ELEVATED	ACCESSIBLE	RAMP ACCESSIBLE	GROUND	TYPES
0	0/0	0/0	33/0	4/0

R5

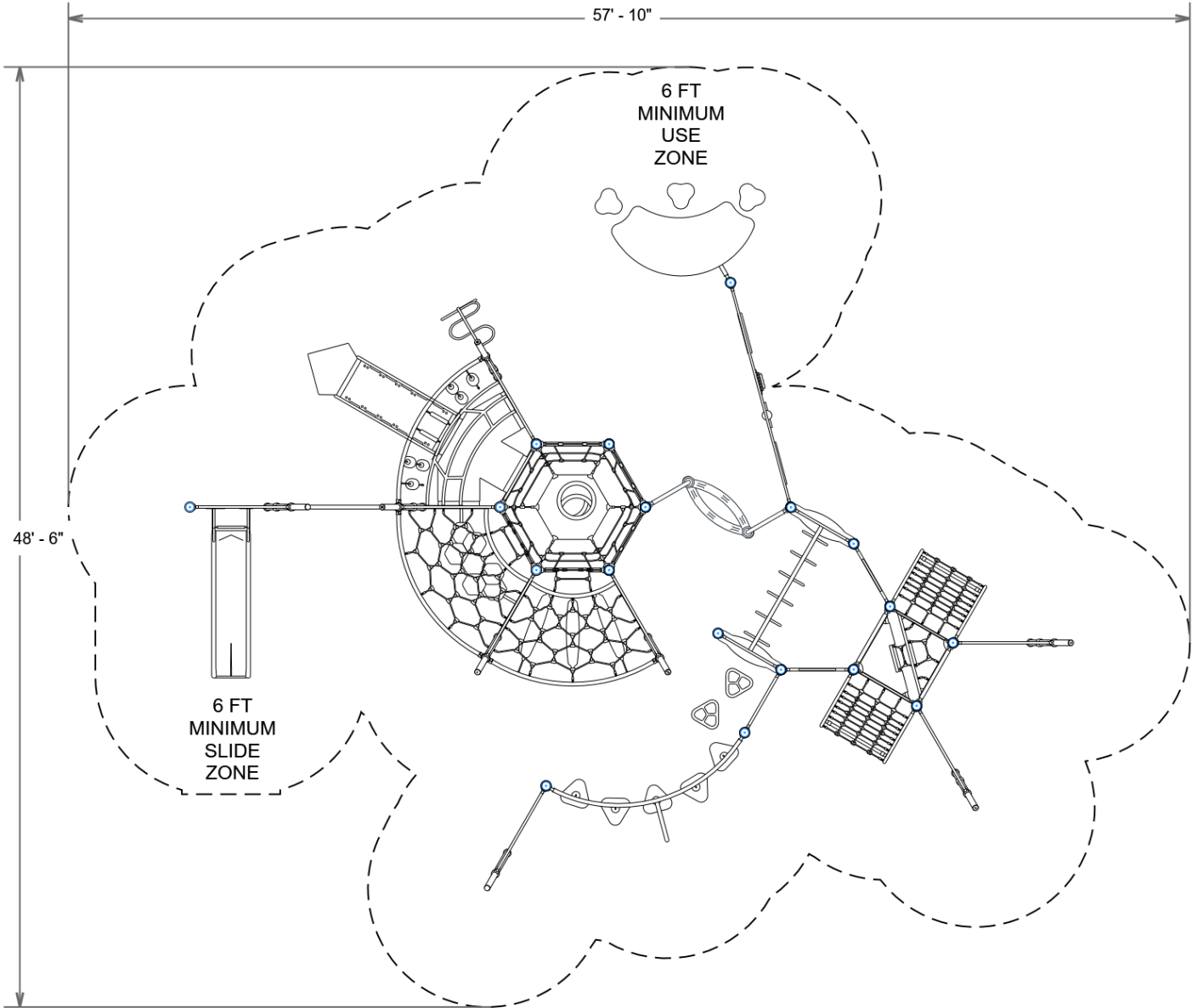
FOR KIDS  
AGES  
5-12

GENERAL NOTES

This Preliminary Site Plan is based on measurements that were provided in the initial planning phase. All dimensions must be verified prior to the submission of a purchase order. Playcraft Systems will not be held responsible for any discrepancies between actual dimensions and dimensions submitted in the planning phase.

The Minimum Use Zone for a play structure is based on the product design at the time of proposal. Components and structure designs may be subject to change which may affect dimensions. Therefore, before preparing the site, we strongly recommend obtaining final drawings from the factory (available after the order is placed and included in the Assembly Manual).

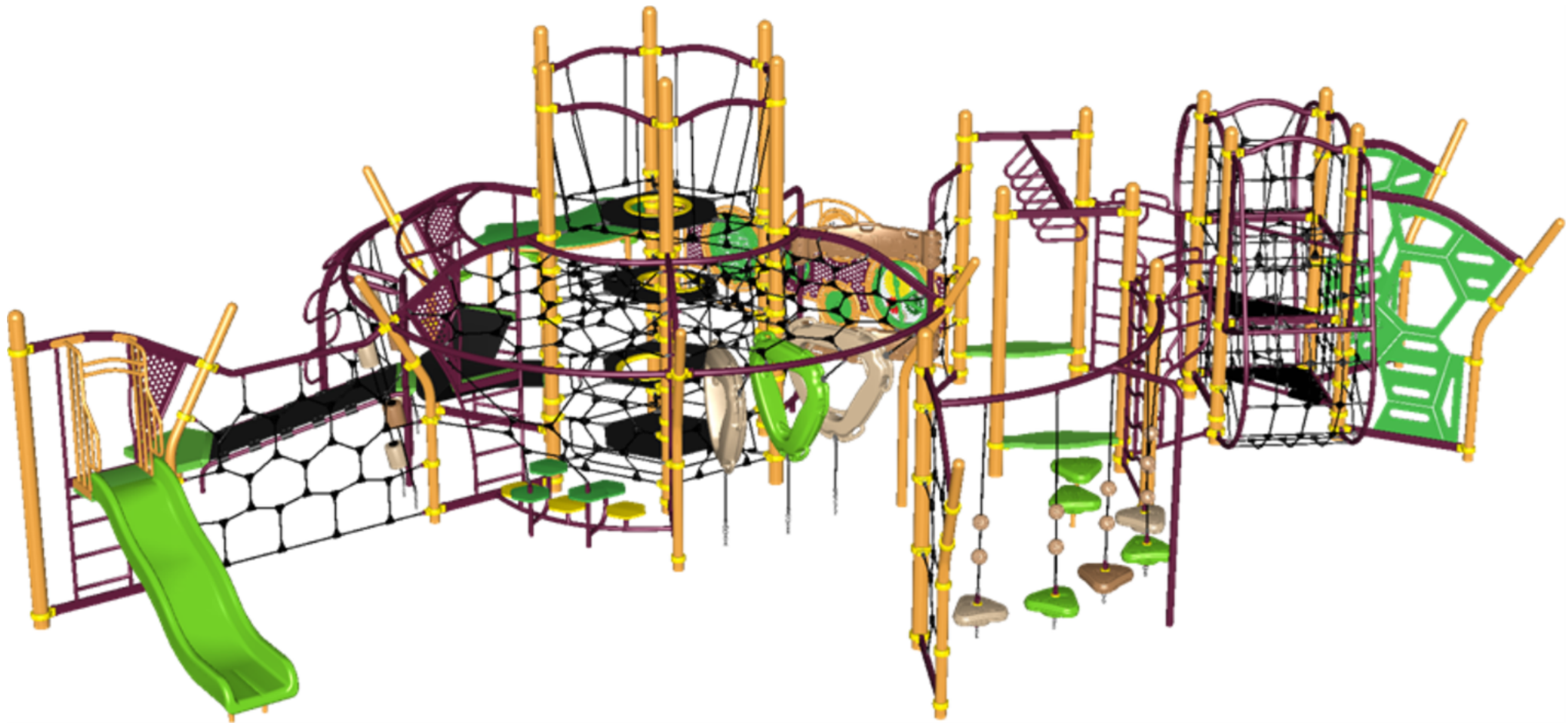
WARNING: Accessible safety surfacing material is required beneath and around this equipment that has a critical height value (Fall Height) appropriate for the highest accessible part of this equipment. Refer to the CPSC'S Handbook For Public Playground Safety, Section 4: Surfacing.



**NF5DD36FA**  
**SW VIEW**

**R5**

FOR KIDS  
AGES  
5-12



**STRUCTURE #** NF5DD36FA  
**PROJECT #** NF5DD36FA  
**DATE** 9/13/2023

NF5DD36FA  
NE VIEW

R5

FOR KIDS  
AGES  
5-12



STRUCTURE # NF5DD36FA  
PROJECT # NF5DD36FA  
DATE 9/13/2023



**NF5DD36FA**
**Project #** NF5DD36FA

**Date** 9/13/2023

Item / Part Number	Description	Qty
<b>[NF5DD36FA]</b>		
HS-1004-R	Collars	129
HS-1004-R35	Collars R35	27
GF-7002	Dome Cap, R5	18
S-1007-R5-07ft	Post, 07ft R5	1
S-1011-R5-11ft	Post, 11ft R5	1
S-1012-R5-12ft	Post, 12ft R5	6
S-1013-R5-13ft	Post, 13ft R5	4
S-1016-R5-16ft	Post, 16ft R5	6
S-1257-R5	Climber, Access	2
S-1258-R5	Climber, Vertical Wave	1
S-1261-R5E	Climber, Ebb	1
S-1261-R5F	Climber, Flow	1
S-1293-R5	Net Tower Ladder	5
S-1294-R5	Climber, Square Net Zipper (DM)	1
S-1297-EXT	Climber, Craze Wall (Right, Extended)	1
S-1410-90R5	Traverse, Loop (90in)	1
S-1414-C	Clover Seat	3
S-1440-R5	Traverse, Sway-Step Grip	1
S-1925-R5	Hub, Hex Net	1
S-1961-RV	Tri Pad Seat	2
S-1962-R5	Playseat	2
S-1980-R5	Counter Connection MT-3	1
S-1981-SWD	Sensory Play Wall (Dynamic)	1
S-5101-H	Half Frame	1
S-5102	2-Rung Access Ladder	1
S-5103	Geo-Hex Wall	2
S-5104	Hex Net Frame	1
S-5105	Platform Frame Wall	2
S-5202	Balance Step Bay	1
S-5203	Tri-Ring Bay	1
S-5207	Belt Bay	1
S-5303	Snake Net Extension	1
S-5305	Arch Net Extension	1
S-5701-L	Wave Slide Frame (48,L)	1