

NF5D3789A

TOP VIEW

ADA ACCESSIBILITY GUIDELINES - ADAAG CONFORMANCE

ELEVATED	ACCESSIBLE	RAMP ACCESSIBLE	GROUND	TYPES
10	9/5	0/0	5/3	3/3
CHILD CAPACITY 138		MAX FALL HEIGHT 96		

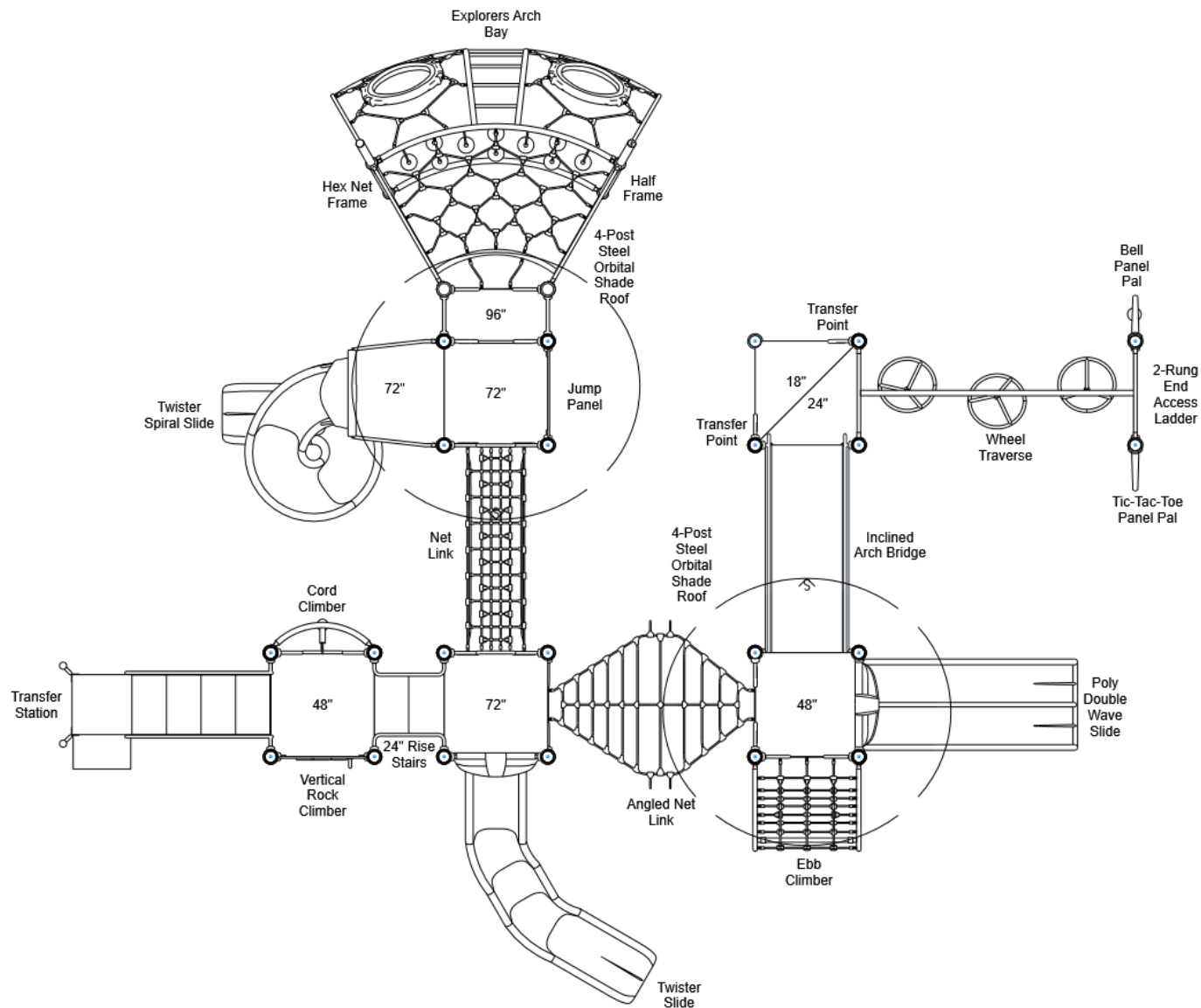
R5

FOR KIDS
AGES
5-12

GENERAL NOTES

This conceptual plan is based on information provided prior to construction. Detailed site information, including the following, should be obtained, evaluated, and utilized in the final project design. Exact site dimensions, topography, existing utilities, soil conditions and drainage solutions.

WARNING: Accessible safety surfacing material is required beneath and around this equipment that has a critical height value (Fall Height) appropriate for the highest accessible part of this equipment. Refer to the CPSC'S Handbook For Public Playground Safety, Section 4: Surfacing.



STRUCTURE # NF5D3789A
PROJECT # NF5D3789A
DATE 5/24/2023

Playcraft Direct, Inc.

MIN. USE ZONE 52' x 47' (15.56m x 14.181m)

NF5D3789A
SITE PLAN

ADA ACCESSIBILITY GUIDELINES - ADAAG CONFORMANCE

ELEVATED	ACCESSIBLE	RAMP ACCESSIBLE	GROUND	TYPES
10	9/5	0/0	5/3	3/3

R5

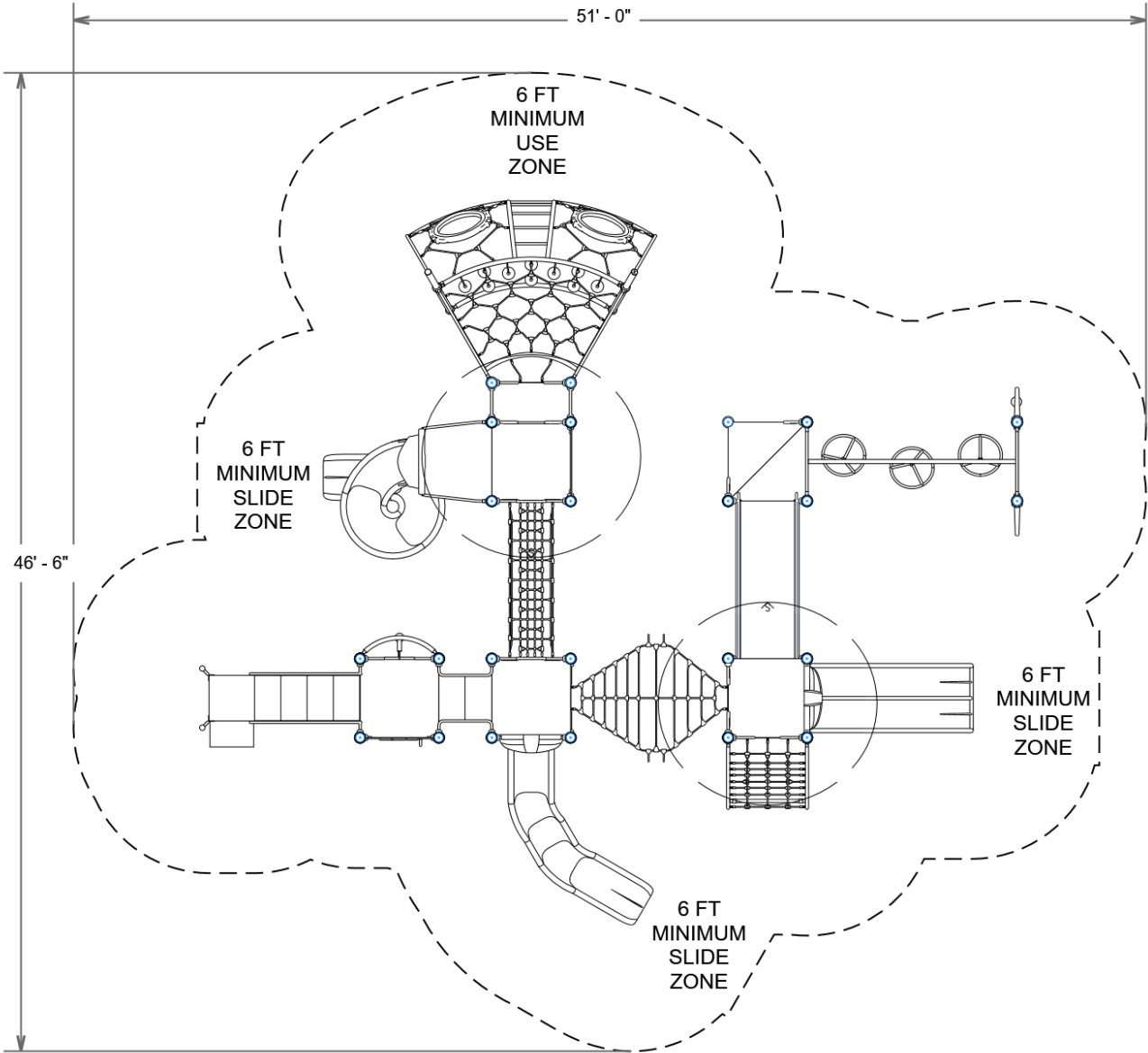
FOR KIDS
AGES
5-12

GENERAL NOTES

This Preliminary Site Plan is based on measurements that were provided in the initial planning phase. All dimensions must be verified prior to the submission of a purchase order. Playcraft Systems will not be held responsible for any discrepancies between actual dimensions and dimensions submitted in the planning phase.

The Minimum Use Zone for a play structure is based on the product design at the time of proposal. Components and structure designs may be subject to change which may affect dimensions. Therefore, before preparing the site, we strongly recommend obtaining final drawings from the factory (available after the order is placed and included in the Assembly Manual).

WARNING: Accessible safety surfacing material is required beneath and around this equipment that has a critical height value (Fall Height) appropriate for the highest accessible part of this equipment. Refer to the CPSC'S Handbook For Public Playground Safety, Section 4: Surfacing.



NF5D3789A
SW VIEW

R5

FOR KIDS
AGES
5-12

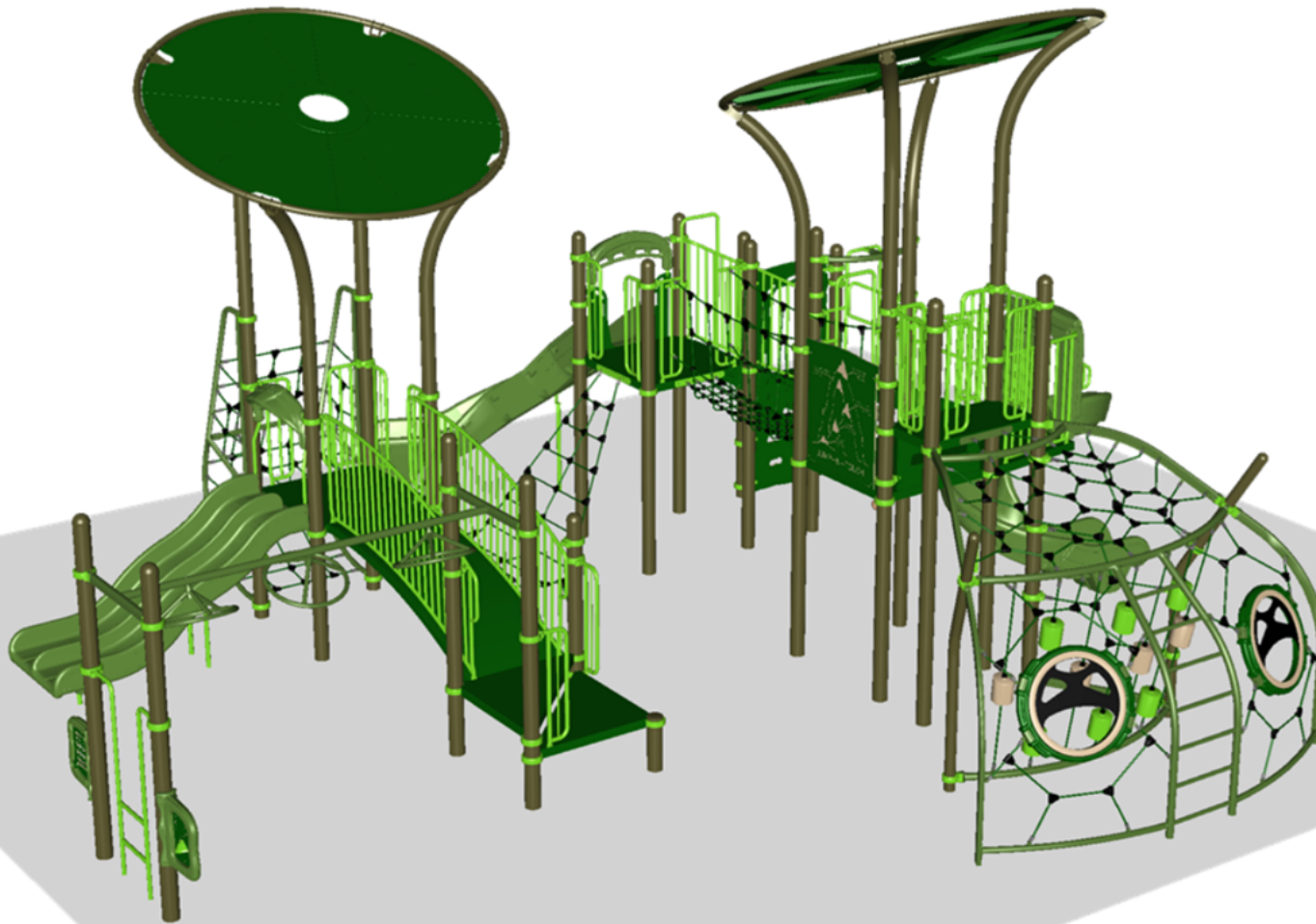


STRUCTURE # NF5D3789A
PROJECT # NF5D3789A
DATE 5/24/2023

NF5D3789A
NE VIEW

R5

FOR KIDS
AGES
5-12



STRUCTURE # NF5D3789A
PROJECT # NF5D3789A
DATE 5/24/2023

NF5D3789A
Project # NF5D3789A

Date 5/24/2023

Item / Part Number	Description	Qty
[NF5D3789A]		
HS-1004-R	Collars	82
HS-1004-R35	Collars R35	7
GF-7001	Flat Cap, R5	1
GF-7002	Dome Cap, R5	15
S-1005-R5F-3-018-057	Post, 5ft, 18in (57in)	1
S-1009-R5-09ft	Post, 09ft R5	1
S-1011-R5-11ft	Post, 11ft R5	1
S-1012-R5-12ft	Post, 12ft R5	9
S-1013-R5-13ft	Post, 13ft R5	6
S-1014-R5-14ft	Post, 14ft R5	4
S-1015-R5-15ft	Post, 15ft R5	2
S-11011-13011-R5	Half Square Deck w Walls R5	1
S-1101-R5	Square Deck	4
S-1105-R5	Half Deck	2
S-1206-24R5	ADA Stairs, 24in Rise w/ Walls (Short)	1
S-1209-36-R5	Transfer Station, 48in-R	1
S-1211-24R5	Filler, Step 24in	1
S-1211-R	Filler, Step - 24in, R5	1
S-1237-4R5	Climber, Vertical Rock 42-48in	1
S-1261-R5E	Climber, Ebb	1
S-1298-4R5	Climber, Cord 48in	1
S-1303-TW-R5	Twister Entry Panel w/ Hood	1
S-1306-R5	Double Slide SitDown Hood	1
S-1309-2-R5	Half Walls (Pair) R5	2
S-1309-ADA-L-R5	Half Walls ADA (Single, Left)	1
S-1309-ADA-R-R5	Half Walls ADA (Single, Right)	1
S-1310-R5	Transition Wall	1
S-1402-R5	End Access Ladder (2-Rung)	1
S-1421-R120	Traverse, Wheel (120in)	1
S-1514-90R5	Bridge, Inclined Arch (90in)	1
S-1521-90R5	Link, Net (90in)	1
S-1528-R5	Link, Angled Net (90in)	1
S-1620-R5	Jump Panel	1
S-1661-R5	Panel Pal, Bell	1
S-1664-R5	Panel Pal, Tic-Tac-Toe	1
S-1702-4R5	Slide, Wave 48in (Double)	1

Item / Part Number	Description	Qty
S-1706-S6L-R5	Slide, Twister Spiral 72in (L)	1
S-1710-6-LSL	Slide, Twister 72in (L-S-L)	1
S-18030-STL	Metal Roof, Orbital Shade (4-Post)	2
S-5101-H	Half Frame	1
S-5104	Hex Net Frame	1
S-5206-DL	Explorers Arch Bay (Deck)	1