

NF5B3CFFA

TOP VIEW

ADA ACCESSIBILITY GUIDELINE - ADAAG CONFORMANCE

ELEVATED	ACCESSIBLE	RAMP ACCESSIBLE	GROUND	TYPES
0	0/0	0	7/0	1/0

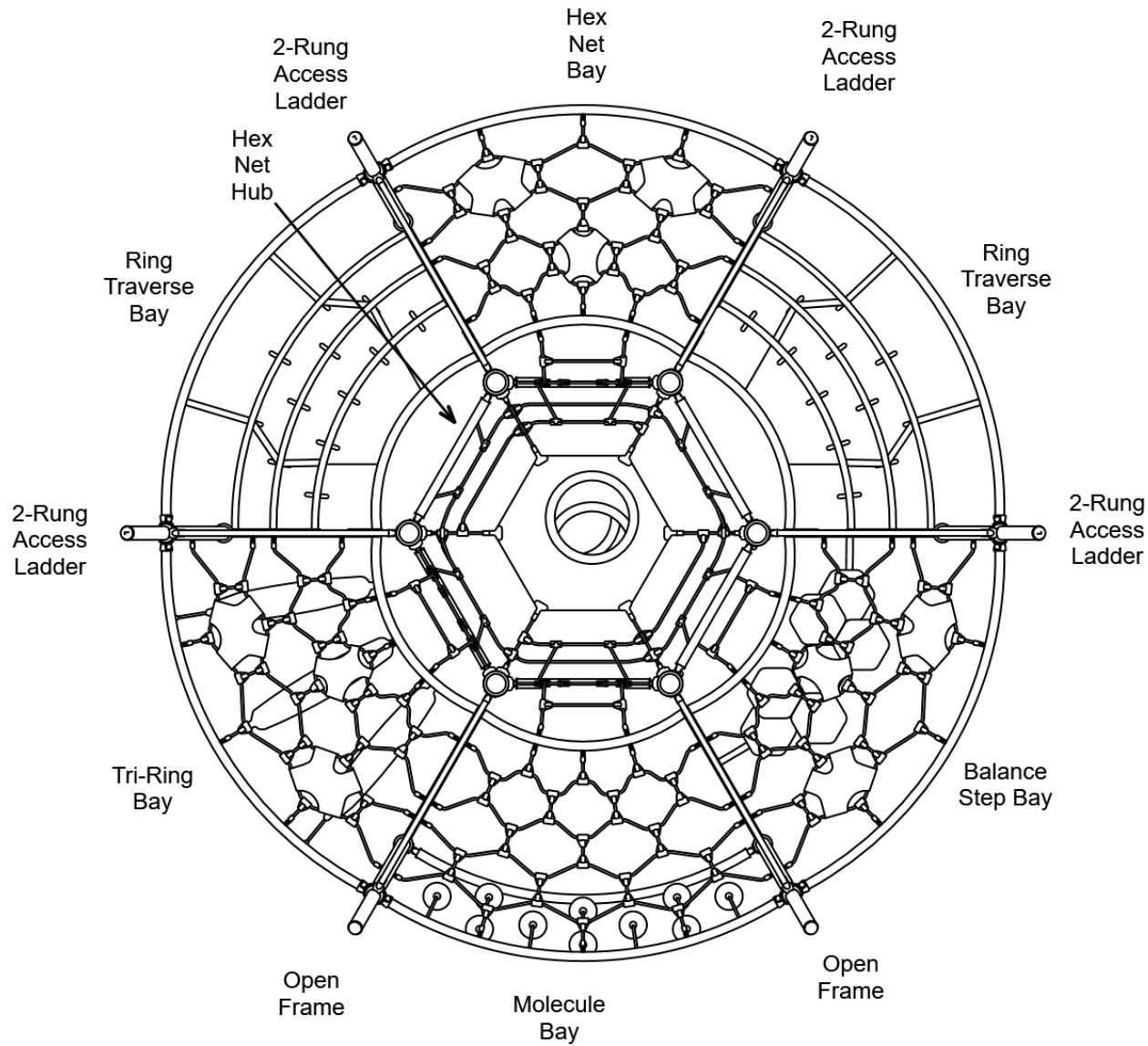
R5

FOR KIDS
AGES
5-12

GENERAL NOTES:

This conceptual plan is based on information provided prior to construction. Detailed site information, including the following, should be obtained, evaluated, and utilized in the final project design. Exact site dimensions, topography, existing utilities, soil conditions and drainage solutions.

WARNING: Accessible safety surfacing material is required beneath and around this equipment that has a critical height value (Fall Height) appropriate for the highest accessible part of this equipment. Refer to the CPSC'S Handbook For Public Playground Safety, Section 4: Surfacing.



STRUCTURE#: NF5B3CFFA

PROJECT#: NF5B3CFFA

DATE: 9/20/2019 | DRAWN BY: DDJ

MIN. USE ZONE: 32' x 31'

PLAYCRAFT REP:

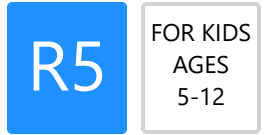
Playcraft Direct, Inc.



NF5B3CFFA SITE PLAN

ADA ACCESSIBILITY GUIDELINE - ADAAG CONFORMANCE

ELEVATED	ACCESSIBLE	RAMP ACCESSIBLE	GROUND	TYPES
0	0/0	0	7/0	1/0

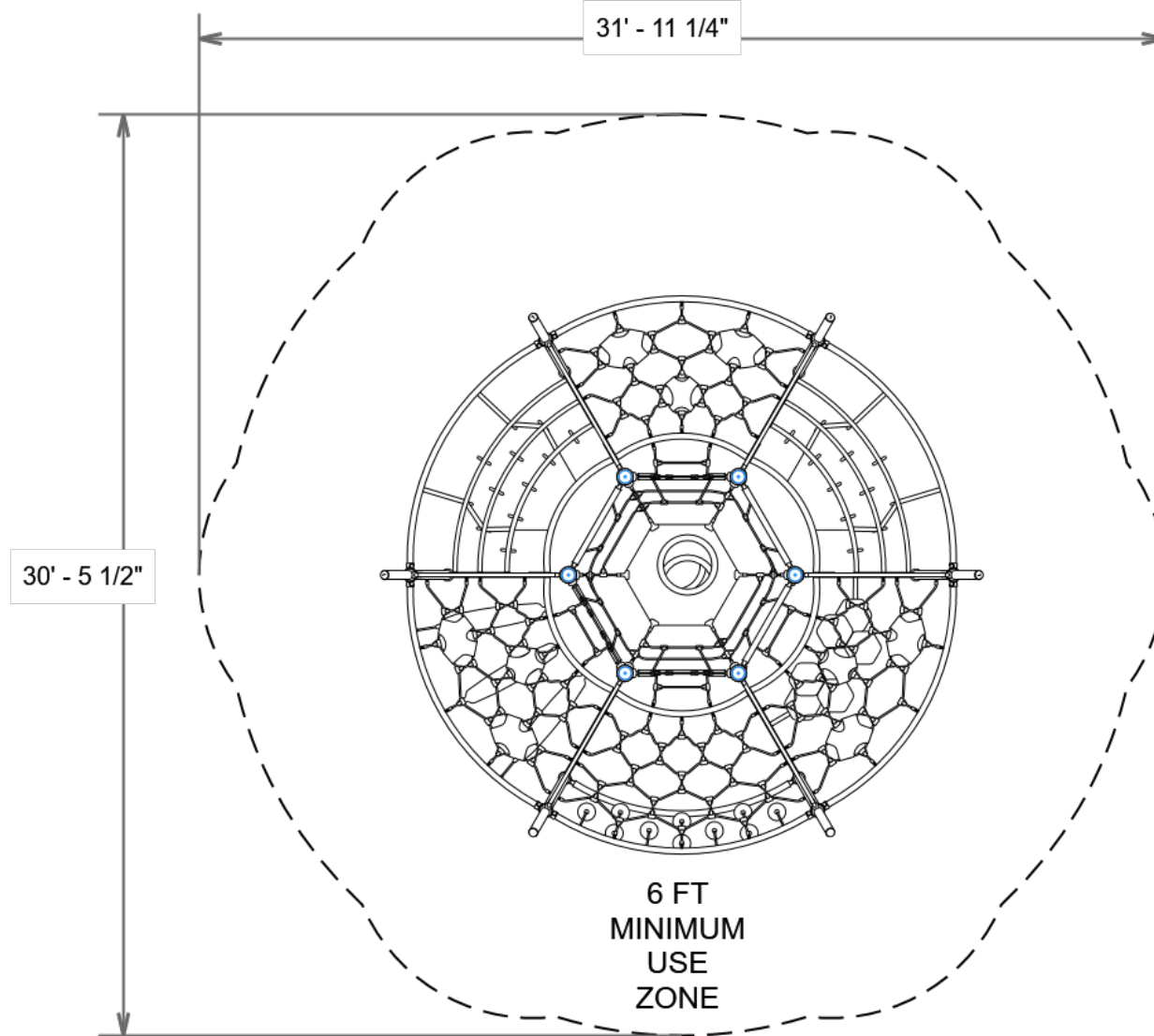


GENERAL NOTES:

This Preliminary Site Plan is based on measurements that were provided in the initial planning phase. All dimensions must be verified prior to the submission of a purchase order. Playcraft Systems will not be held responsible for any discrepancies between actual dimensions and dimensions submitted in the planning phase.

The Minimum Use Zone for a play structure is based on the product design at the time of proposal. Components and structure designs may be subject to change which may affect dimensions. Therefore, before preparing the site, we strongly recommend obtaining final drawings from the factory (available after the order is placed and included in the Assembly Manual).

WARNING: Accessible safety surfacing material is required beneath and around this equipment that has a critical height value (Fall Height) appropriate for the highest accessible part of this equipment. Refer to the CPSC'S Handbook For Public Playground Safety, Section 4: Surfacing.



PROJECT#: NF5B3CFFA

DATE: 9/20/2019 | DRAWN BY: DDJ

MIN. USE ZONE: 32' x 31'

PLAYCRAFT REP:

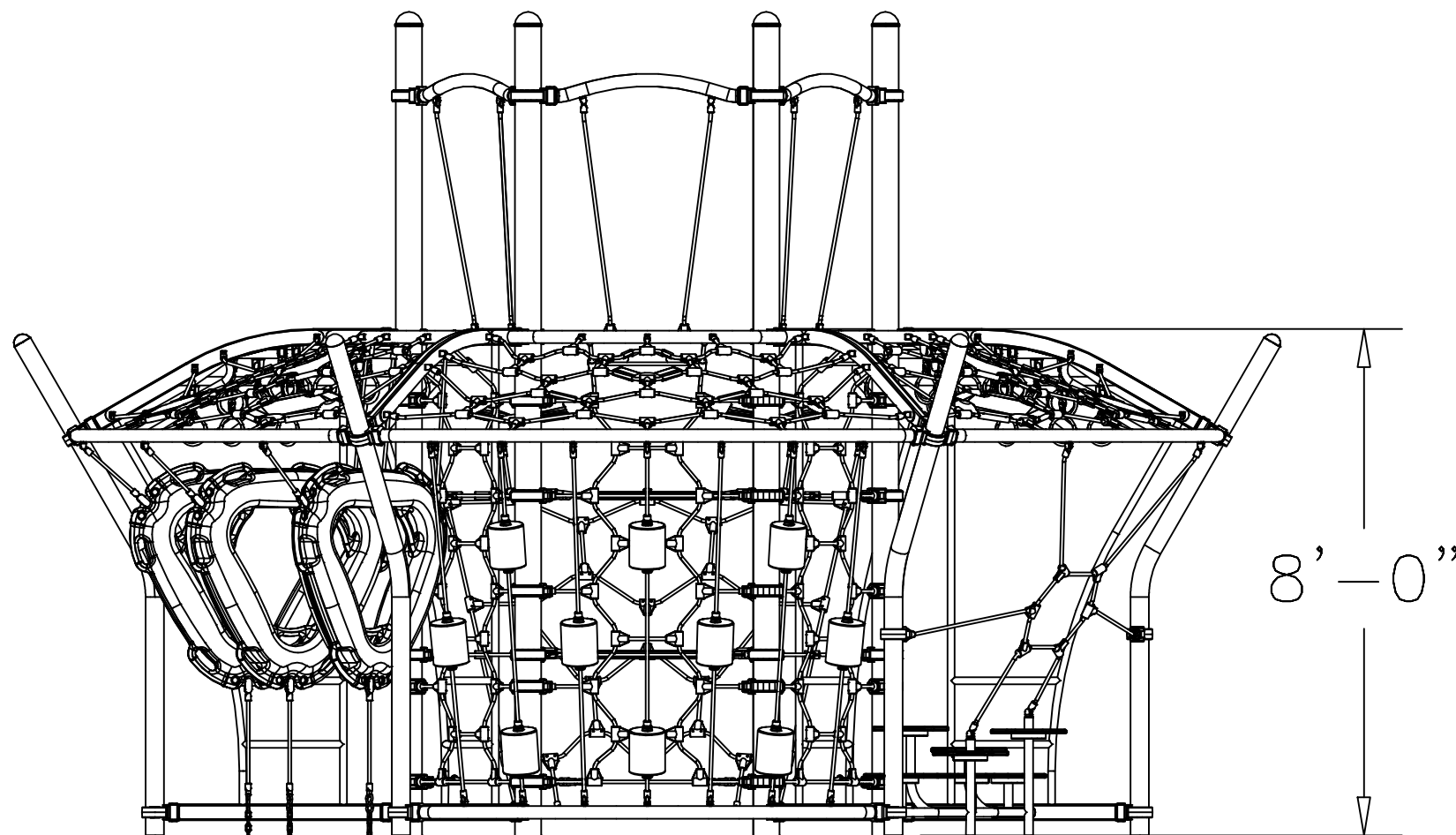
Playcraft Direct, Inc.



CUSTOM MODULAR PLAYSYSTEM

Elevation View

Scale: 3/8" = 1'-0"



PN: NF5B3CFFA
Date: 11/15/19
Drawn By: ACG

NF5B3CFFA
Playcraft Systems, Inc.



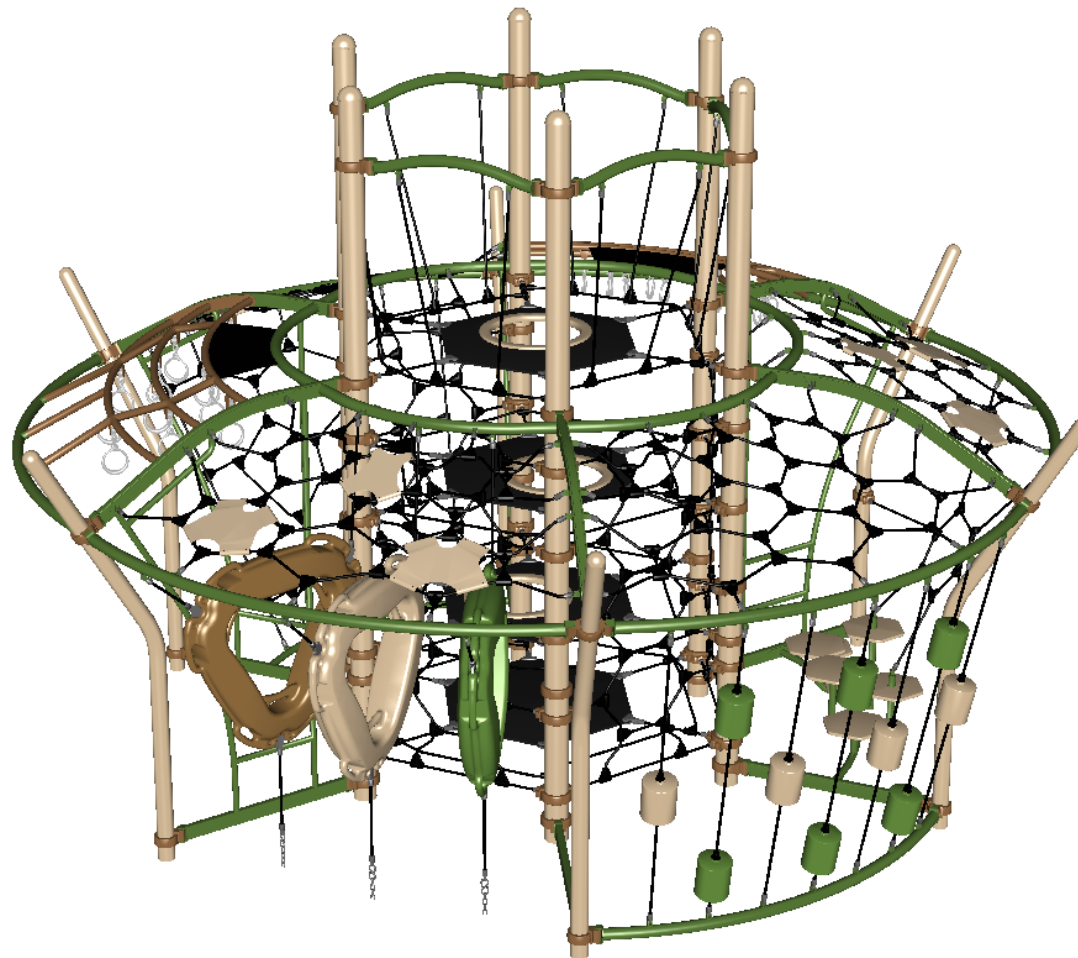
PLAYCRAFT
SYSTEMS

123 NORTH VALLEY DRIVE
GRANTS PASS, OR 97526
PH: 541-955-9199
FAX: 541-955-6130
www.playcraftsystems.com

NF5B3CFFA
SW VIEW

R5

FOR KIDS
AGES
5-12

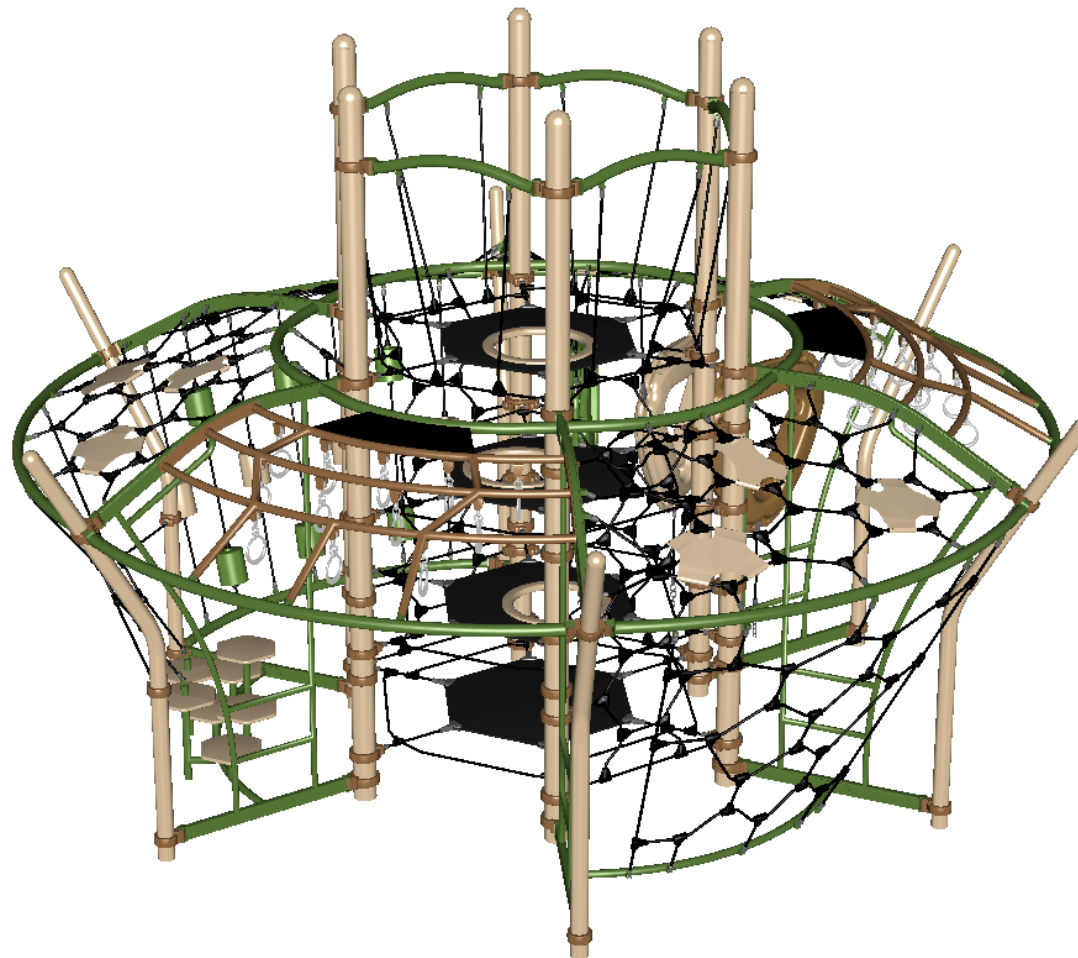


STRUCTURE#: NF5B3CFFA
PROJECT#: NF5B3CFFA
DATE: 9/20/2019 | DRAWN BY: DDJ

NF5B3CFFA
NE VIEW

R5

FOR KIDS
AGES
5-12



STRUCTURE#: NF5B3CFFA
PROJECT#: NF5B3CFFA
DATE: 9/20/2019 | DRAWN BY: DDJ



Bill of Materials

NF5B3CFFA

Project# NF5B3CFFA

9/20/2019

Item	Description	Quantity
NF5B3CFFA		
HS-1004-R	Collars	68
GF-7002	Dome Cap, R5	6
S-1016-R5-16ft	Post, 16ft R5	6
S-1925-R5	Hub, Hex Net	1
S-5101	Open Frame	2
S-5102	2-Rung Access Ladder	4
S-5201	Hex Net Bay	1
S-5202	Balance Step Bay	1
S-5203	Tri-Ring Bay	1
S-5204	Molecule Bay	1
S-5205	Ring Traverse Bay	2
S-5901	Net Bay Accent Canvas	3
HS-1007-R5	Extra Hardware	2